



US00D392969S

United States Patent [19]

Margalit et al.

[11] Patent Number: **Des. 392,969**

[45] Date of Patent: ****Mar. 31, 1998**

[54] **HOLDER**

[75] Inventors: **Eli Margalit, Raanana; Yona Newman, Ra-amana, both of Israel**

[73] Assignee: **Motorola, Inc., Schaumburg, Ill.**

[**] Term: **14 Years**

[21] Appl. No.: **64,250**

[22] Filed: **Jan. 16, 1997**

[30] **Foreign Application Priority Data**

Jul. 19, 1996 [GB] United Kingdom 2057776

[51] LOC (6) Cl. **14-03**

[52] U.S. Cl. **D14/149; D14/217; D14/253**

[58] Field of Search D14/140, 142, D14/147-150, 251-253, 240, 217; D3/218; D13/107, 108; 379/454, 455, 446, 419, 428, 440, 433-436

[56] **References Cited**

U.S. PATENT DOCUMENTS

D. 272,148 1/1984 Coons et al. D14/149
D. 286,150 10/1986 Cooke et al. D14/149

D. 307,227	4/1990	Desbarats	D14/251
D. 307,276	4/1990	Desvarats	D13/108
D. 346,786	5/1994	Nagele et al.	D13/108
D. 349,486	8/1994	Sage	D13/107
D. 358,387	5/1995	Tokiyama	D14/149
D. 378,911	4/1997	Nagele et al.	D13/108
D. 383,749	9/1997	Nagele et al.	D14/253 X
D. 383,759	9/1997	Nagele et al.	D14/253
5,463,688	10/1995	Wijas	379/446

Primary Examiner—Jeffrey Asch
Attorney, Agent, or Firm—Dale W. Dorinski

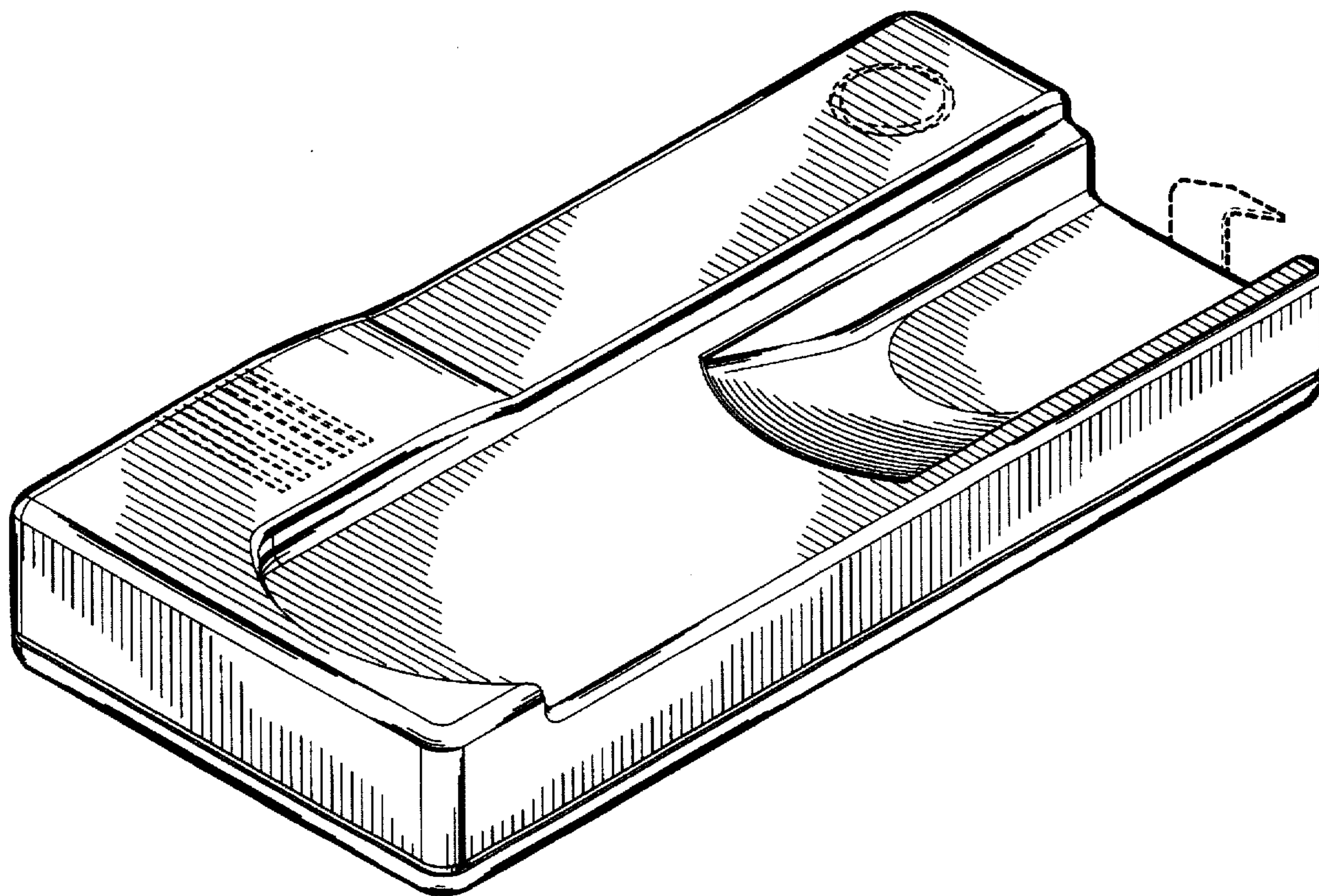
[57] **CLAIM**

The ornamental design for a holder, as shown and described.

DESCRIPTION

FIG. 1 is an isometric view showing the top, left, and front sides of a holder showing our new design;
FIG. 2 is a plan view of the bottom side thereof;
FIG. 3 is an elevational view of the rear side thereof; and,
FIG. 4 is an elevational view of the right side thereof.
The structures represented by broken lines are intended to show environmental features, and are not part of our claimed design.

1 Claim, 2 Drawing Sheets



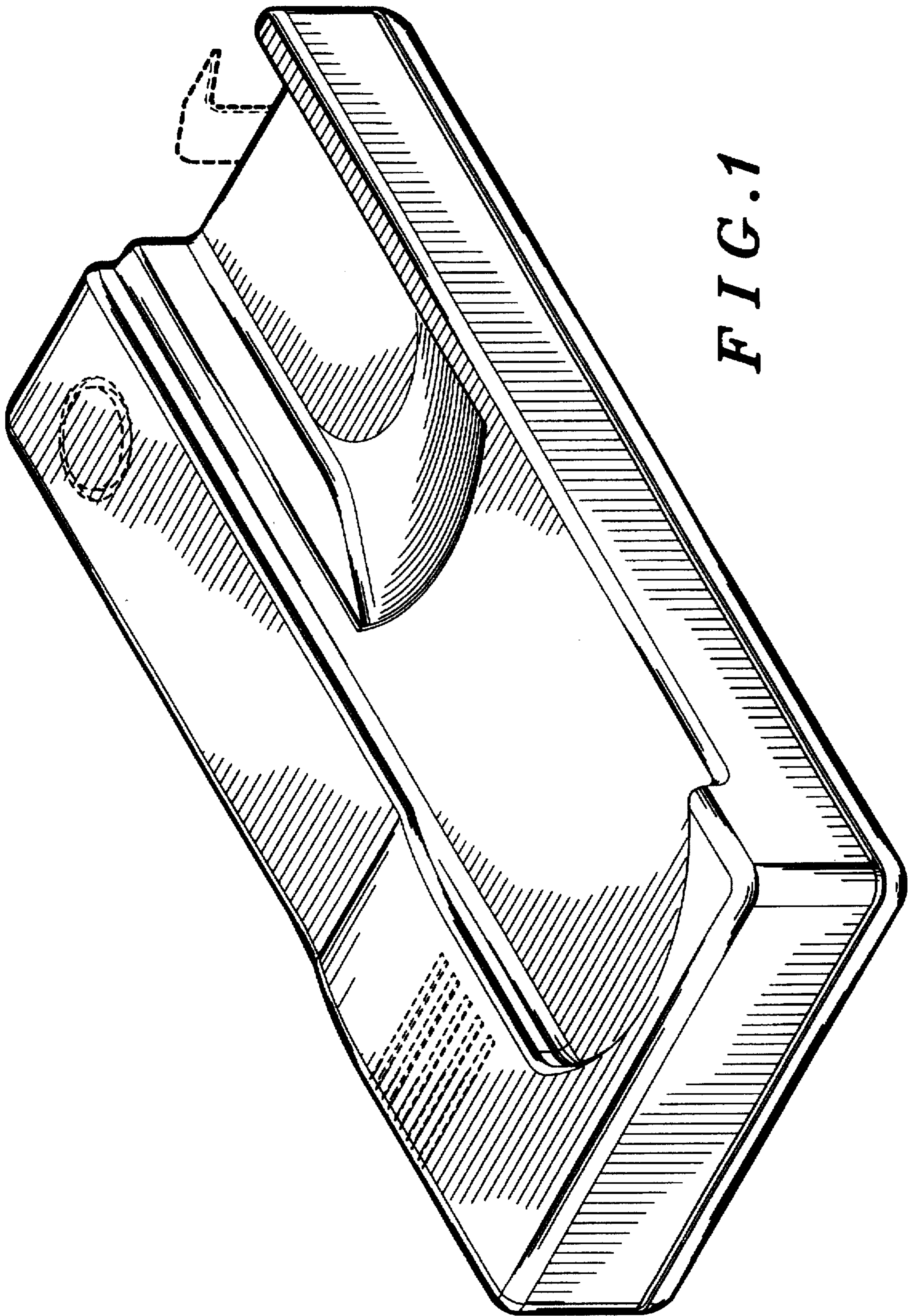


FIG. 1




FIG. 2

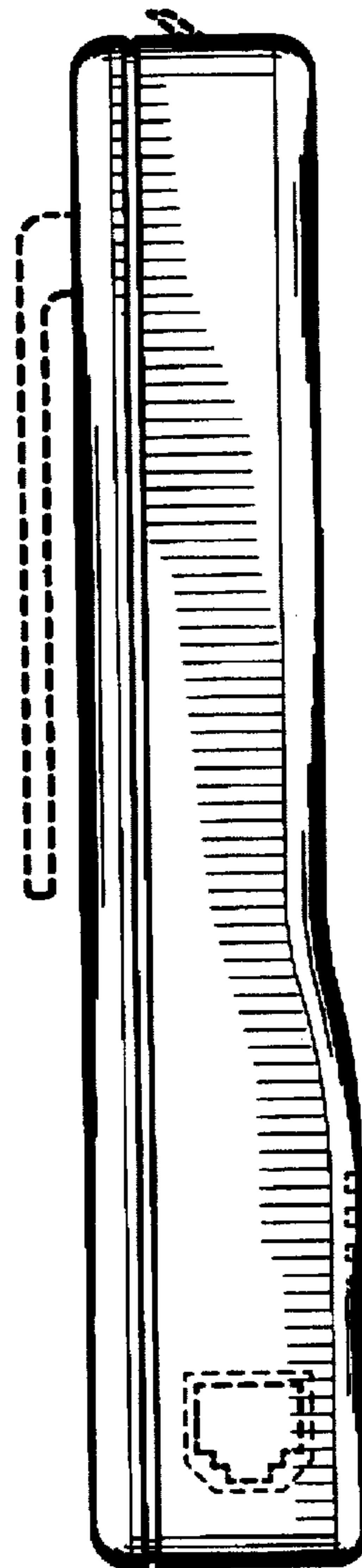


FIG. 3

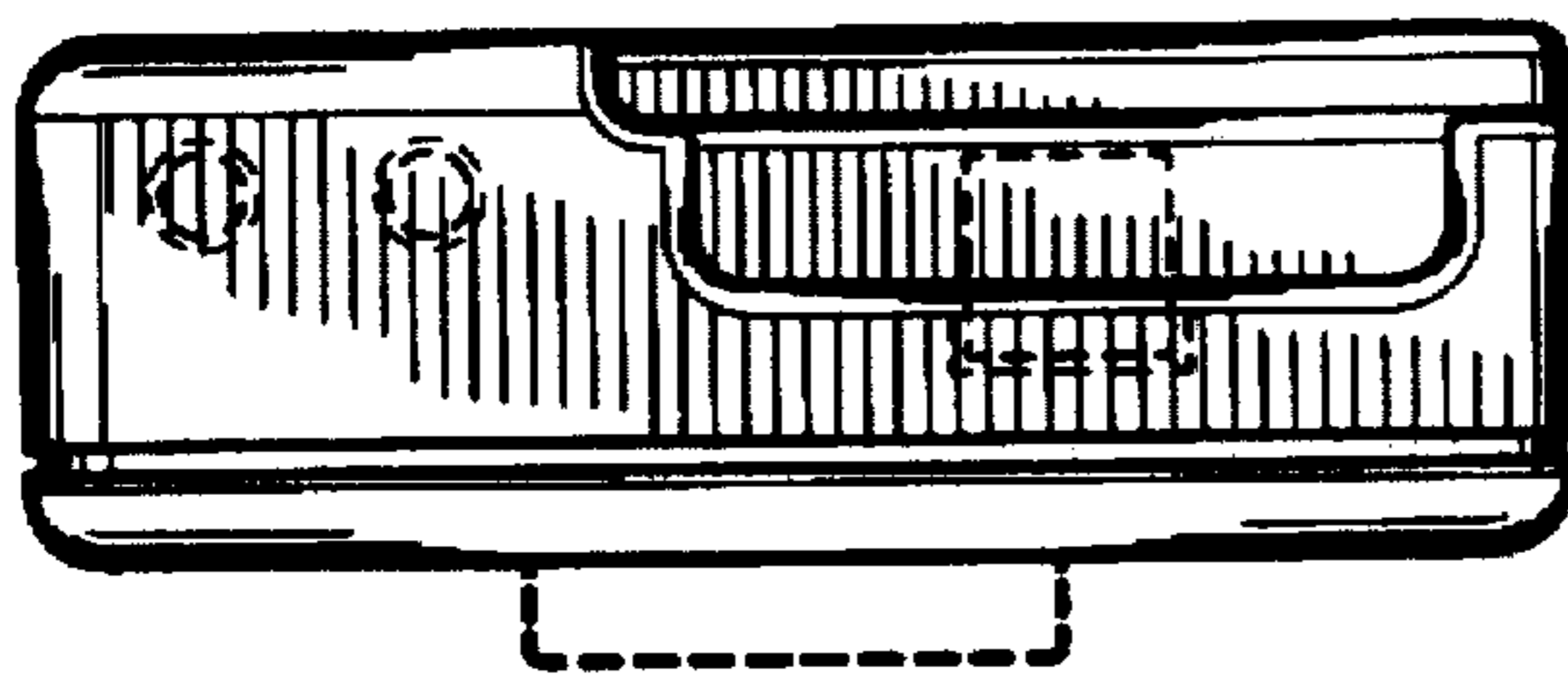


FIG. 4