



US00D392967S

United States Patent [19]
Mason

[11] **Patent Number:** **Des. 392,967**
[45] **Date of Patent:** ****Mar. 31, 1998**

[54] **TELEPHONE HANDSET**

[75] **Inventor:** **Mark Robert Mason, Hemel Hempstead, United Kingdom**

[73] **Assignee:** **Nokia Mobile Phones Limited, Espoo, Finland**

[**] **Term:** **14 Years**

[21] **Appl. No.:** **67,200**

[22] **Filed:** **Feb. 21, 1997**

[51] **LOC (6) Cl.** **14-03**

[52] **U.S. Cl.** **D14/138**

[58] **Field of Search** **D14/137, 138, D14/140, 142, 147, 148, 240, 248; 379/433, 434, 419, 420, 428, 440; 455/90, 347, 349, 550, 575, 556, 558**

[56] **References Cited**

U.S. PATENT DOCUMENTS

| | | | | |
|------------|---------|---------------|-------|-----------|
| D. 353,809 | 12/1994 | Nuovo et al. | | D14/138 |
| D. 354,284 | 1/1995 | White | | D14/138 |
| D. 356,562 | 3/1995 | Nuovo | | D14/138 |
| D. 361,328 | 8/1995 | White | | D14/138 |
| D. 370,223 | 5/1996 | Kajita et al. | | D14/147 X |
| D. 372,237 | 7/1996 | Nagele et al. | | D14/138 |
| D. 373,764 | 9/1996 | Nagele et al. | | D14/138 |

| | | | | |
|------------|--------|-------------|-------|-----------|
| D. 374,006 | 9/1996 | Tattari | | D14/138 |
| D. 380,750 | 7/1997 | Sato et al. | | D14/147 X |
| D. 381,979 | 8/1997 | Shimoda | | D14/138 |
| 5,615,259 | 3/1997 | Gilbert | | 379/433 |

FOREIGN PATENT DOCUMENTS

923756 5/1995 Japan .

OTHER PUBLICATIONS

German design publication No. M94 07 981, Feb. 24, 1995. Mobile Office, p. 80, Radio Shack CT-352, Feb. 1995. Panasonic advertisement in Japanese, VE-J04, Aug. 10, 1992.

Primary Examiner—Jeffrey Asch
Attorney, Agent, or Firm—Perman & Green, LLP

[57] **CLAIM**

The ornamental design for a telephone handset, as shown and described.

DESCRIPTION

FIG. 1 is a top, front and right side perspective view showing my new design;
FIG. 2 is a top plan view thereof;
FIG. 3 is a left side elevational view thereof;
FIG. 4 is a rear elevational view thereof; and,
FIG. 5 is a bottom plan view thereof.

1 Claim, 2 Drawing Sheets

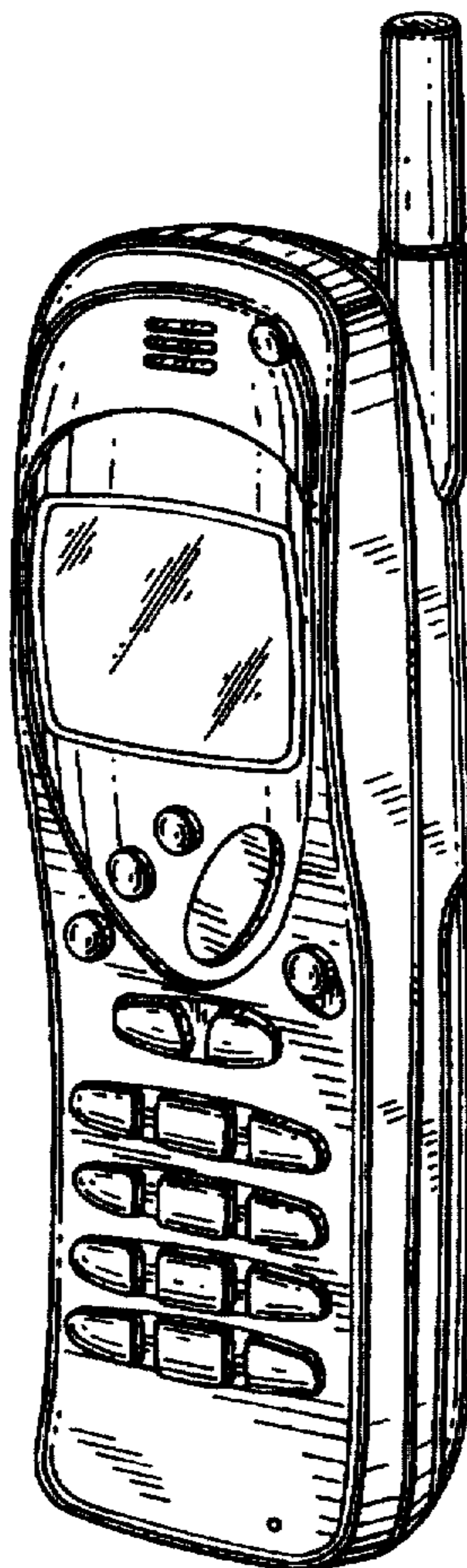


FIG. 1

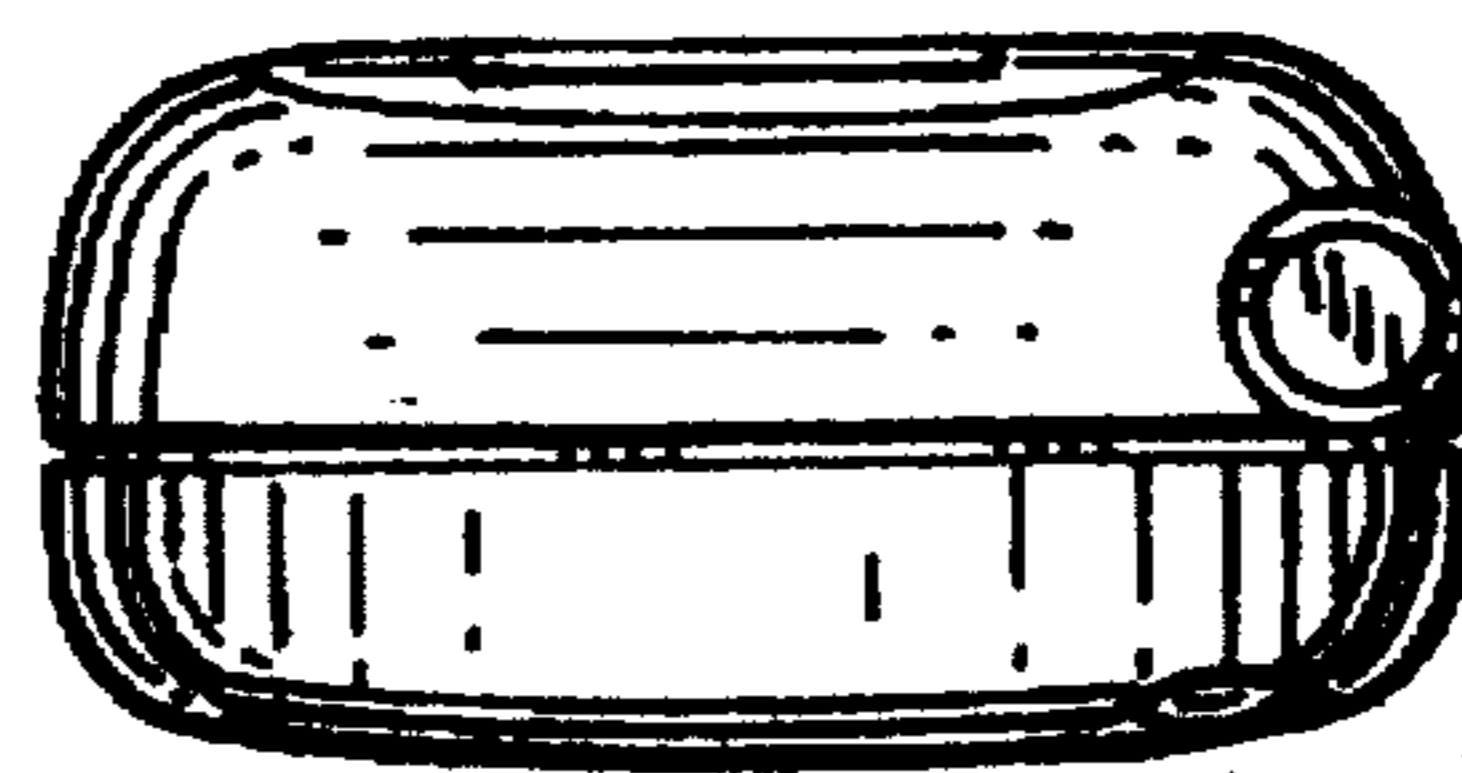
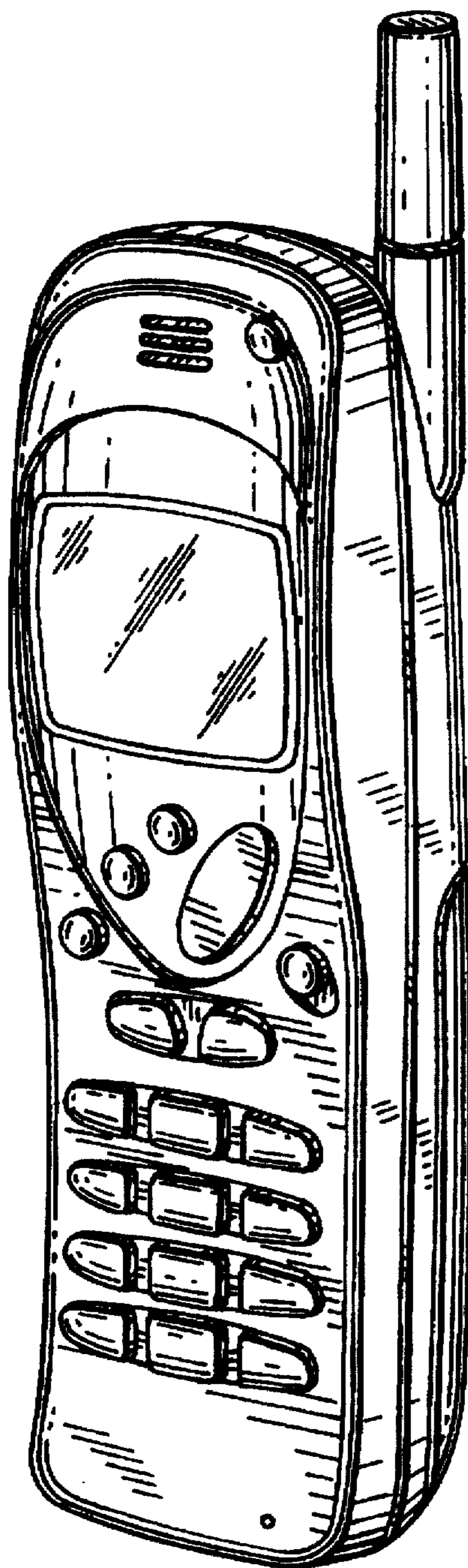


FIG. 2

FIG. 3

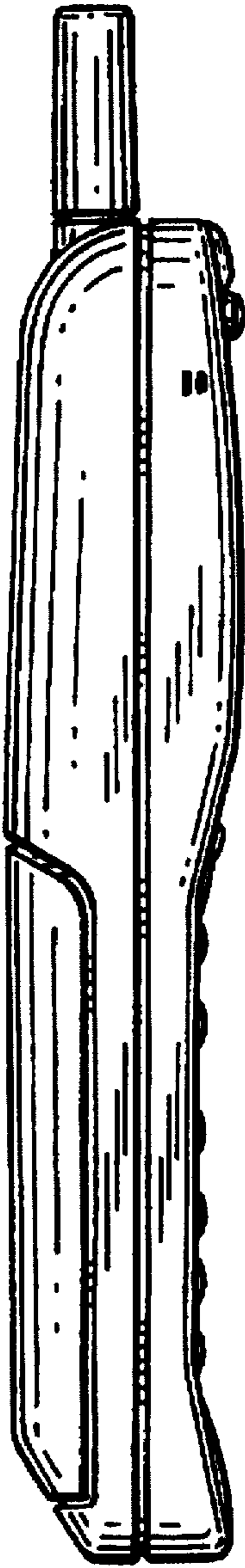


FIG. 4


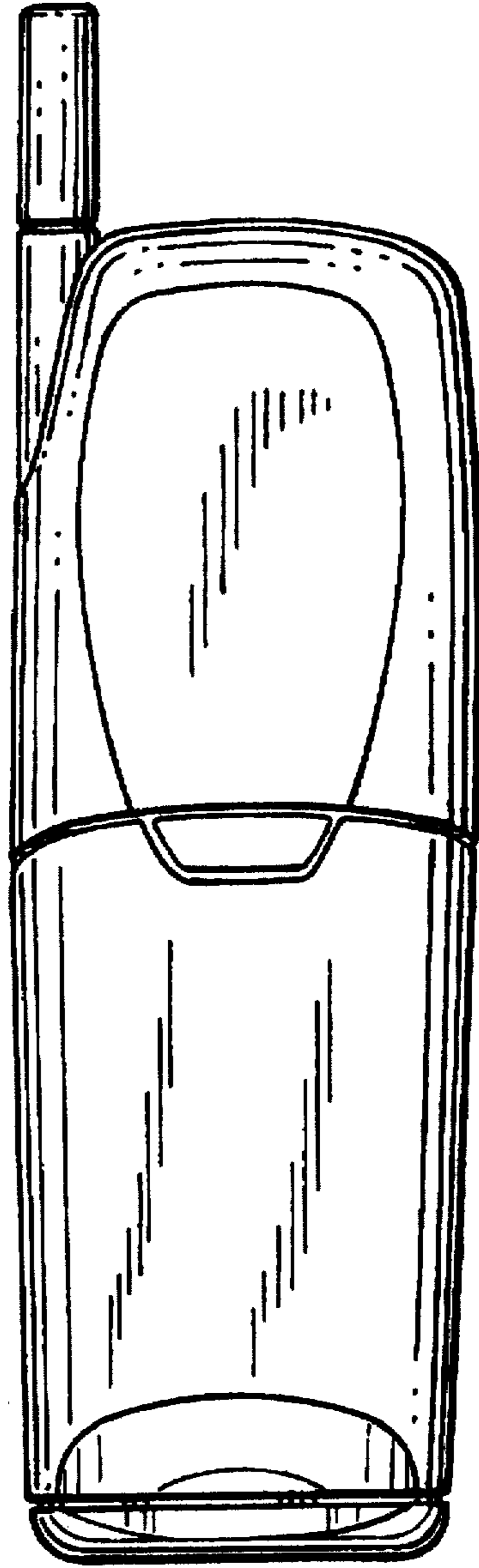


FIG. 5