

US00D392954S

# United States Patent [19] Ikenaga

[11] Patent Number: Des. 392,954

[45] Date of Patent: \*\*\*Mar. 31, 1998

[54] **OPTICAL DISC CARTRIDGE**

[75] Inventor: **Takashi Ikenaga**, Tokyo, Japan

[73] Assignee: **Sony Corporation**, Tokyo, Japan

[\*] Notice: The portion of the term of this patent subsequent to Dec. 16, 2011, has been disclaimed.

[\*\*] Term: **14 Years**

[21] Appl. No.: **915,368**

[22] Filed: **Jul. 20, 1992**

[30] **Foreign Application Priority Data**

Mar. 4, 1992 [JP] Japan ..... 4-6062

[51] LOC (6) Cl. .... **14-02**

[52] U.S. Cl. .... **D14/114**

[58] Field of Search ..... D14/100, 107,  
D14/114; 360/60, 132-3, 135, 97.01-99.12;  
206/312, 444

[56] **References Cited**

**U.S. PATENT DOCUMENTS**

- D. 283,893 5/1986 Fujimoto ..... D14/114
- D. 292,292 10/1987 Saito et al. .... D14/114
- D. 298,251 10/1988 Kato et al. .... D14/114
- D. 307,893 5/1990 Kato et al. .... D14/114
- D. 311,181 10/1990 Miyagawa ..... D14/114
- D. 315,900 4/1991 Iwata ..... D14/114
- D. 316,711 5/1991 Kantrowitz ..... D14/114

- 4,627,532 12/1986 Clemens ..... 206/444 X
- 4,652,961 3/1987 Dreftenbach ..... 206/444 X
- 4,787,006 11/1988 Iizuka et al. .... 206/444 X
- 5,041,923 8/1991 Iwata et al. .... 360/60
- 5,150,269 9/1992 Iwaki et al. .... 360/60 X
- 5,195,084 3/1993 Shiba et al. .... 206/444 X

**FOREIGN PATENT DOCUMENTS**

2128386 5/1990 Japan ..... 206/444

*Primary Examiner*—M. H. Tung  
*Attorney, Agent, or Firm*—Jay H. Maioli

[57] **CLAIM**

The ornamental design for an optical disc cartridge, as shown and described.

**DESCRIPTION**

FIG. 1 is a top plan view of an optical disc cartridge, showing my new design;  
 FIG. 2 is a left-side elevational view thereof;  
 FIG. 3 is a front elevational view thereof;  
 FIG. 4 is a right-side elevational view thereof;  
 FIG. 5 is a rear elevational view thereof;  
 FIG. 6 is a bottom plan view thereof;  
 FIG. 7 is a front elevational view, shown in the open position;  
 FIG. 8 is a rear elevational view thereof, shown in the open position; and,  
 Fig. 9 is a bottom front and right-side perspective view thereof.

**1 Claim, 4 Drawing Sheets**

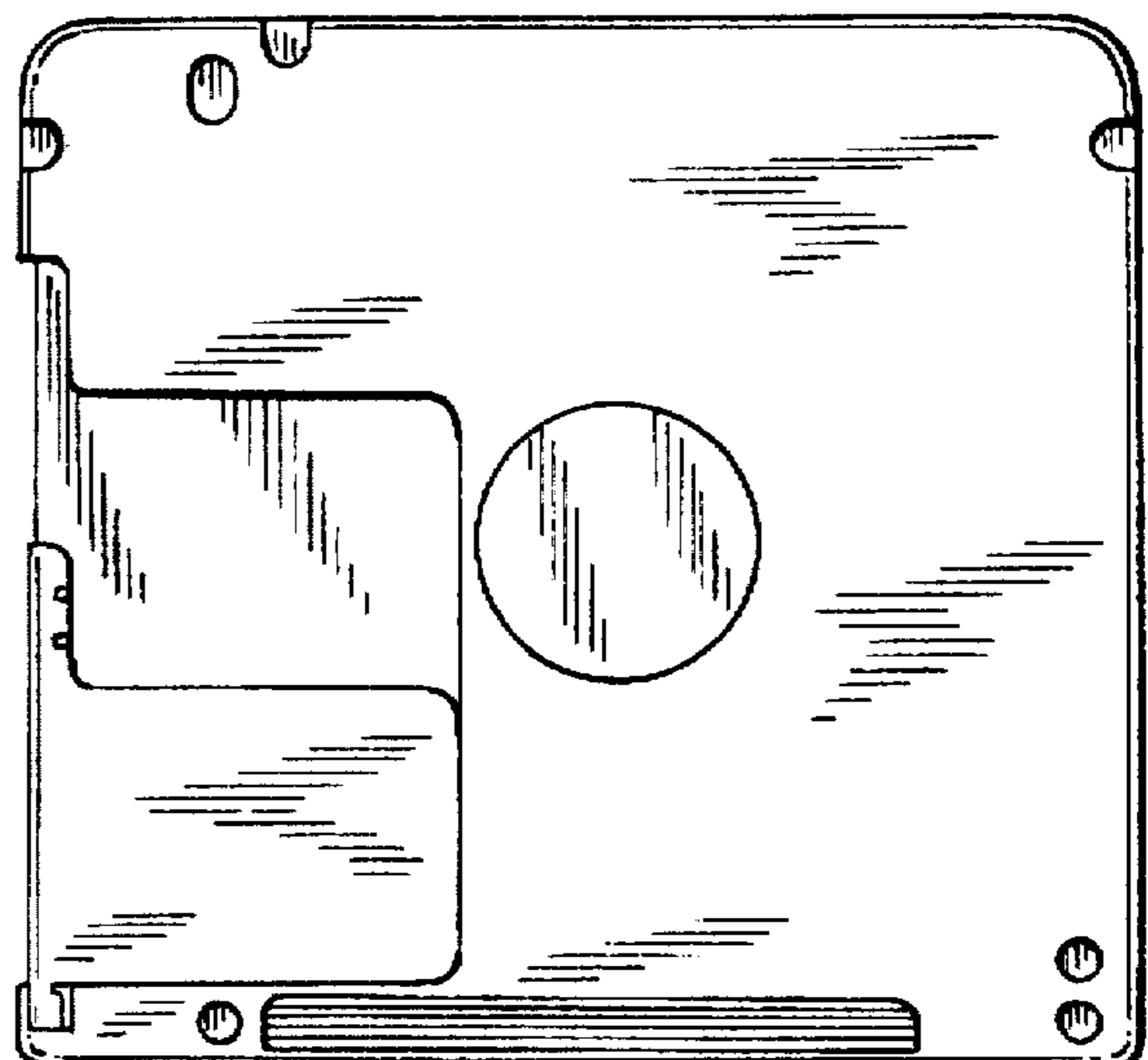
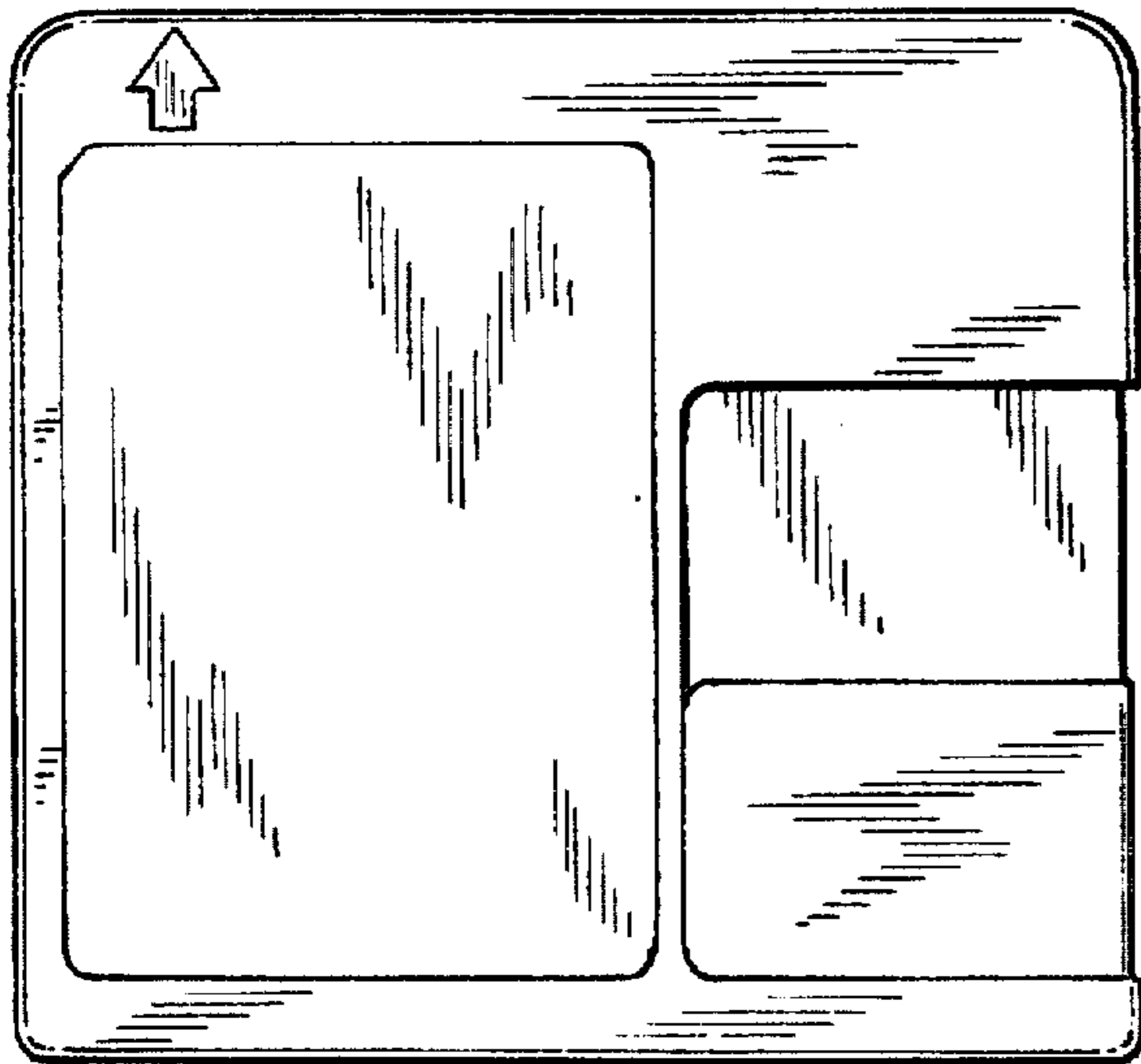


FIG. 1




FIG. 2

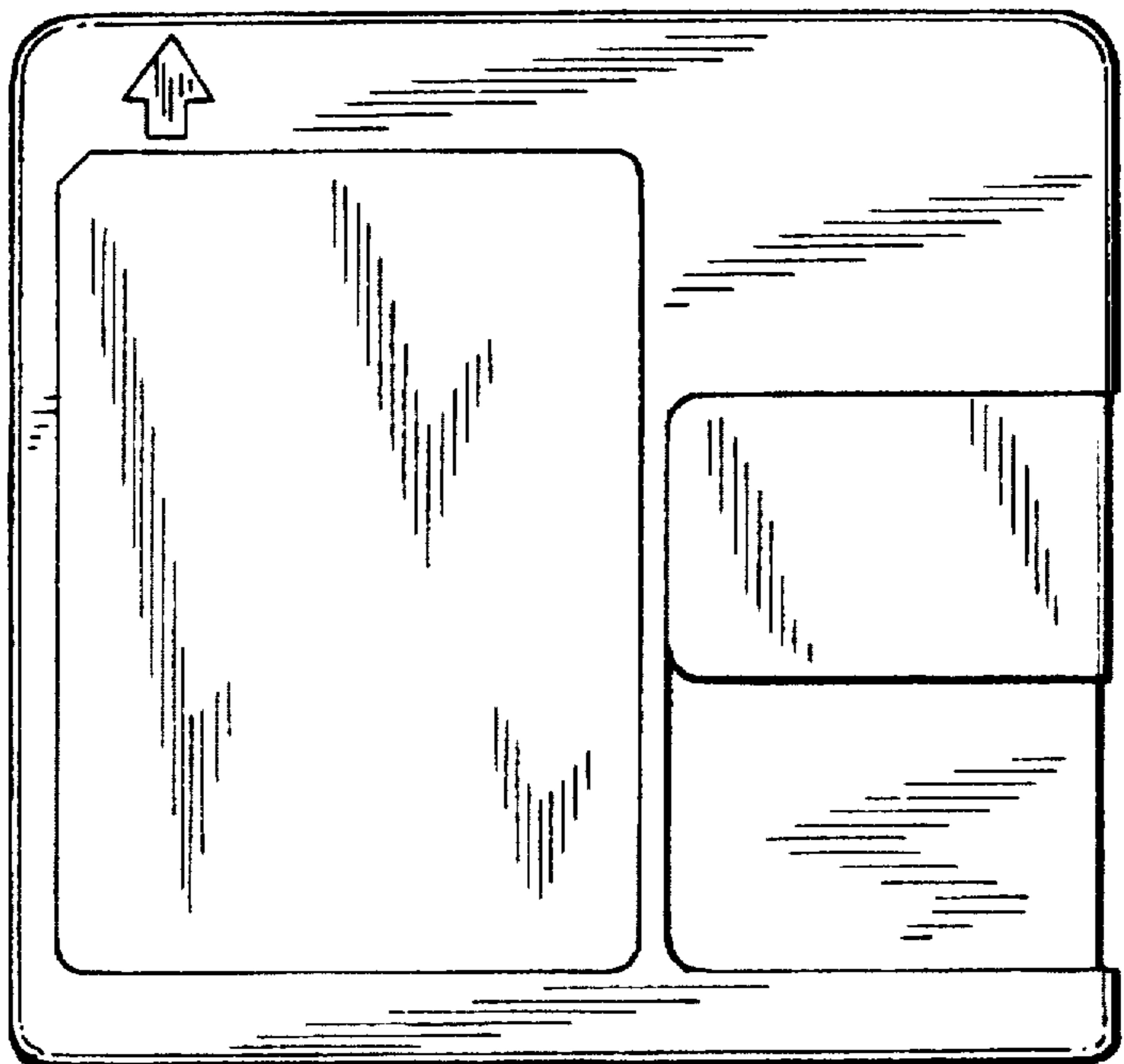

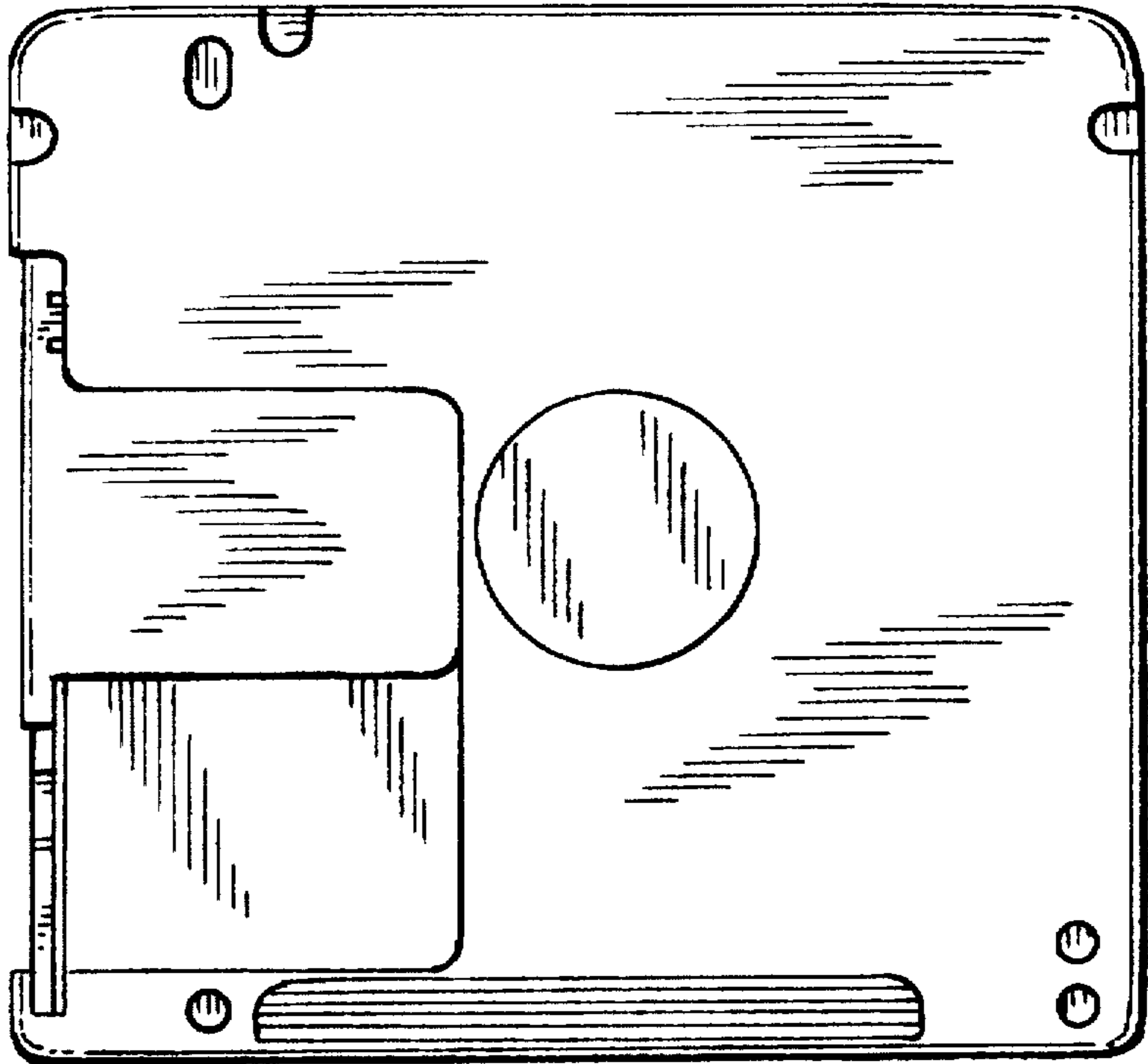


FIG. 3

*FIG. 4*



*FIG. 5*



*FIG. 6*

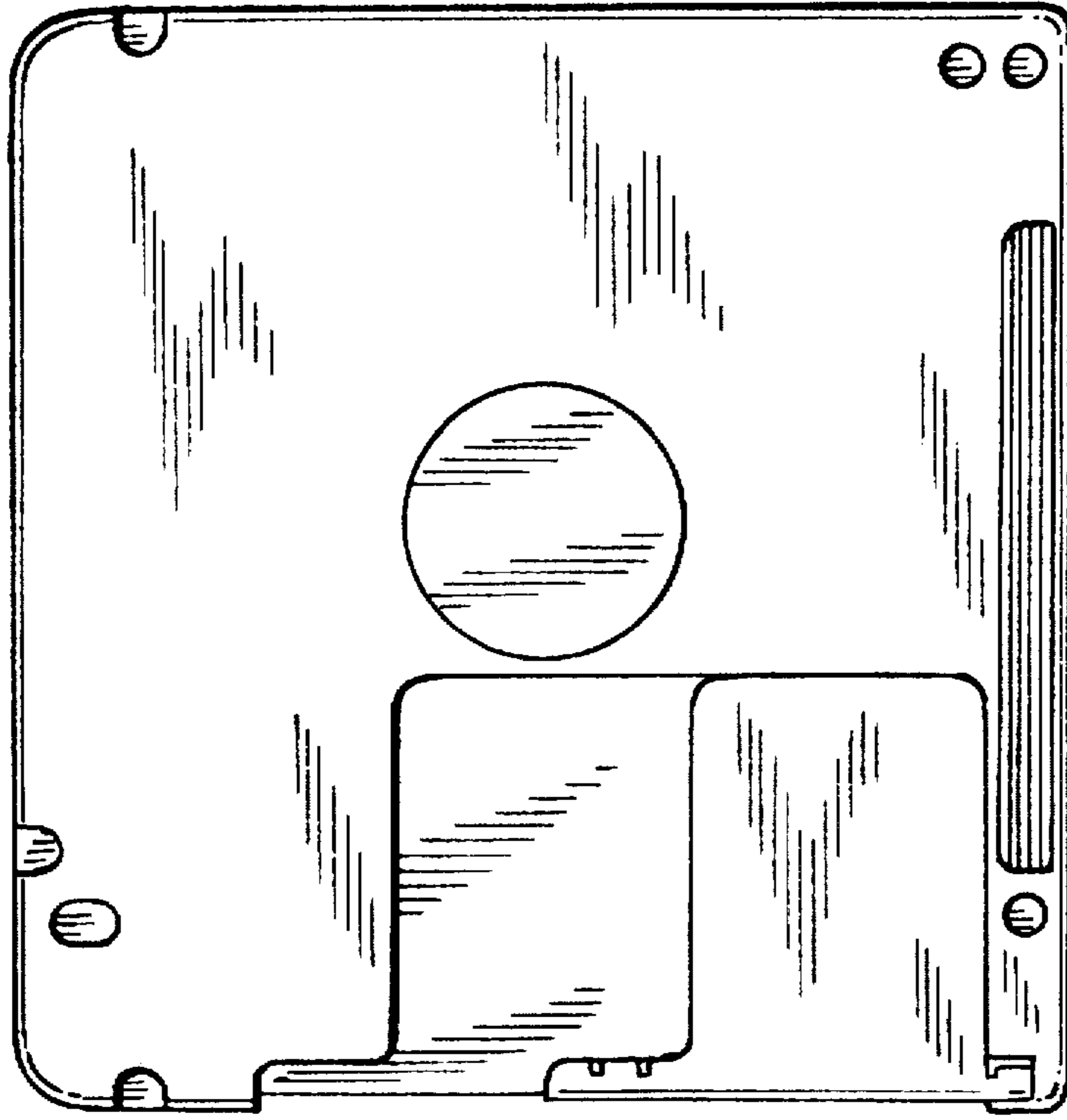


FIG. 7

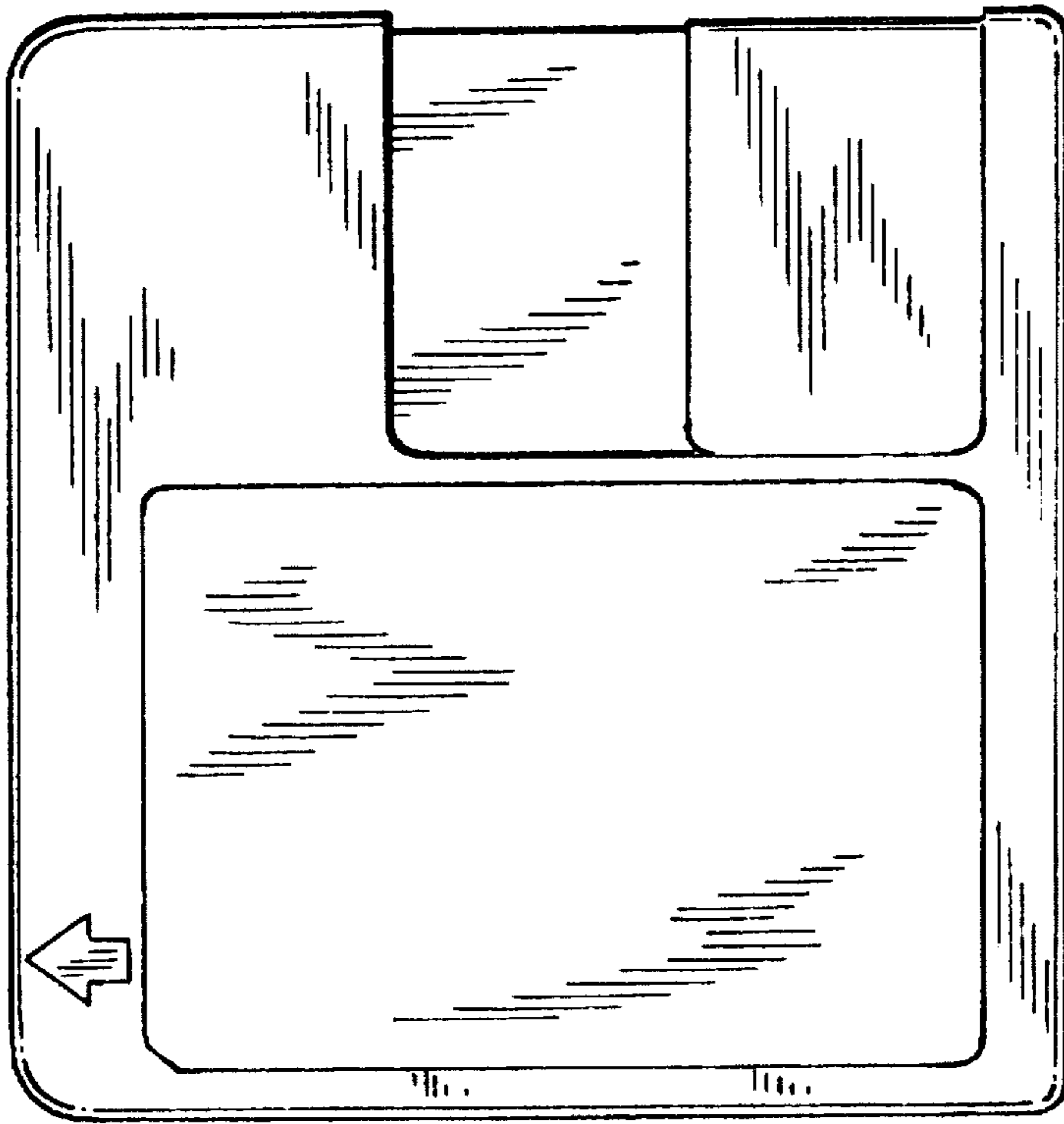


FIG. 8

*FIG. 9*

