

US00D392925S

**United States Patent** [19]  
**Staszak**

[11] **Patent Number:** **Des. 392,925**  
[45] **Date of Patent:** **\*\*Mar. 31, 1998**

[54] **SLOTTED SNOWMOBILE STUD**  
[75] **Inventor:** **Michael Staszak, Kawkawlin, Mich.**  
[73] **Assignee:** **International Engineering and Manufacturing Inc., Hope, Mich.**  
[\*\*] **Term:** **14 Years**  
[21] **Appl. No.:** **60,767**  
[22] **Filed:** **Oct. 7, 1996**  
[51] **LOC (6) Cl.** ..... **12-16**  
[52] **U.S. Cl.** ..... **D12/154; D12/7**  
[58] **Field of Search** ..... **D12/154, 7; 36/59 R, 36/59 B, 67 A, 67 B, 67 D, 129, 139, 62; 152/210, 229; 305/160, 165, 180**

4,758,055 7/1988 Anderson ..... 305/165 X  
5,273,351 12/1993 Rubel ..... 305/165 X  
5,573,316 11/1996 Wankowski ..... 305/165 X  
5,641,214 6/1997 Kafka ..... 305/180

*Primary Examiner*—Nelson C. Holtje  
*Attorney, Agent, or Firm*—John J. Swartz

[57] **CLAIM**

The ornamental design for a slotted snowmobile stud, as shown and described.

**DESCRIPTION**

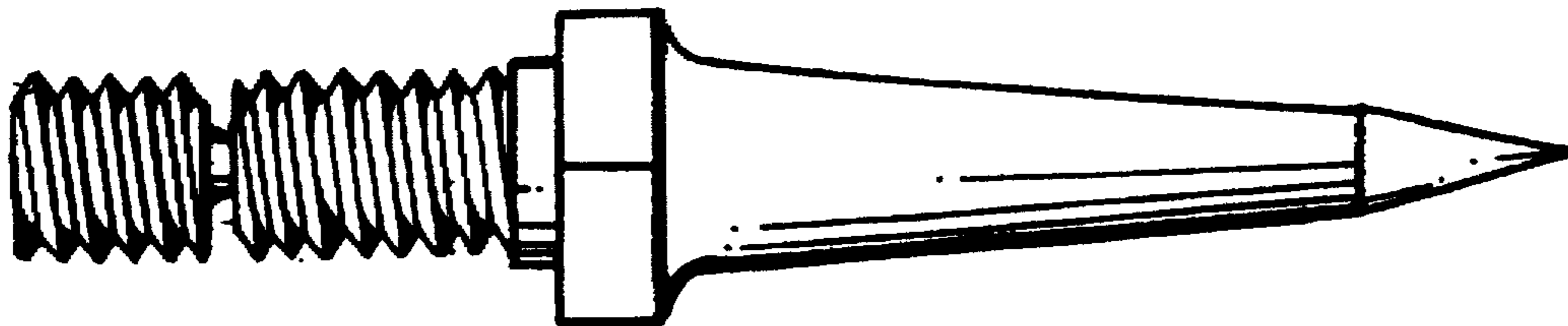
FIG. 1 is a front elevational view of a slotted snowmobile stud, illustrating my new design of the present invention, it being understood that the rear elevational view is a mirror image thereof;  
FIG. 2 is an end elevational view thereof, from the right side as viewed in FIG. 1;  
FIG. 3 is a top plan view thereof, it being understood that the bottom plan view is a mirror image thereof; and,  
FIG. 4 is an opposite end elevational view as viewed from the left side of FIG. 1.

[56] **References Cited**

**U.S. PATENT DOCUMENTS**

2,235,774 3/1941 Pierce ..... 36/76 D X  
2,824,593 2/1958 Chevrette ..... D12/154 X  
3,156,987 11/1964 Dassler ..... 36/134 X  
3,838,894 10/1974 Reedy ..... 152/210 X

**1 Claim, 1 Drawing Sheet**



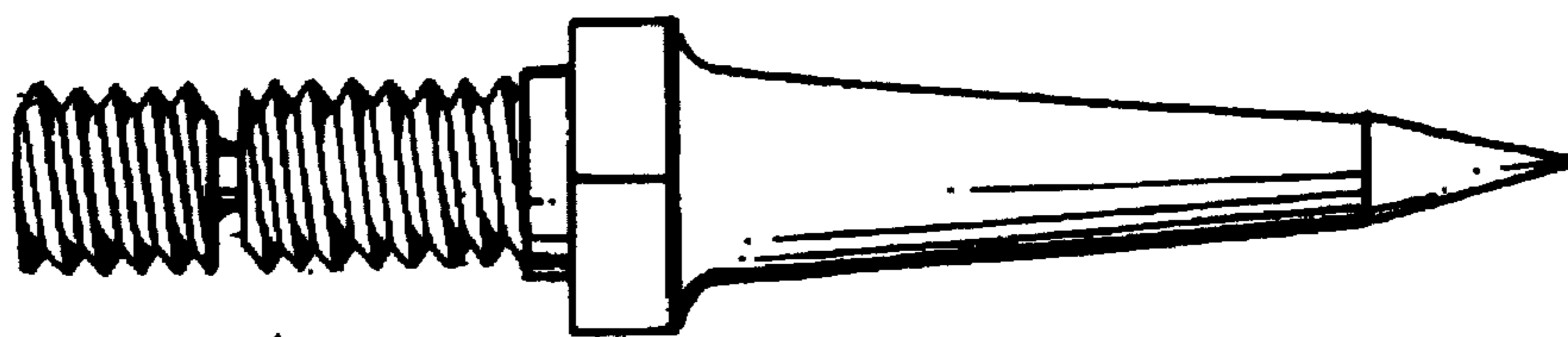


Fig. 1

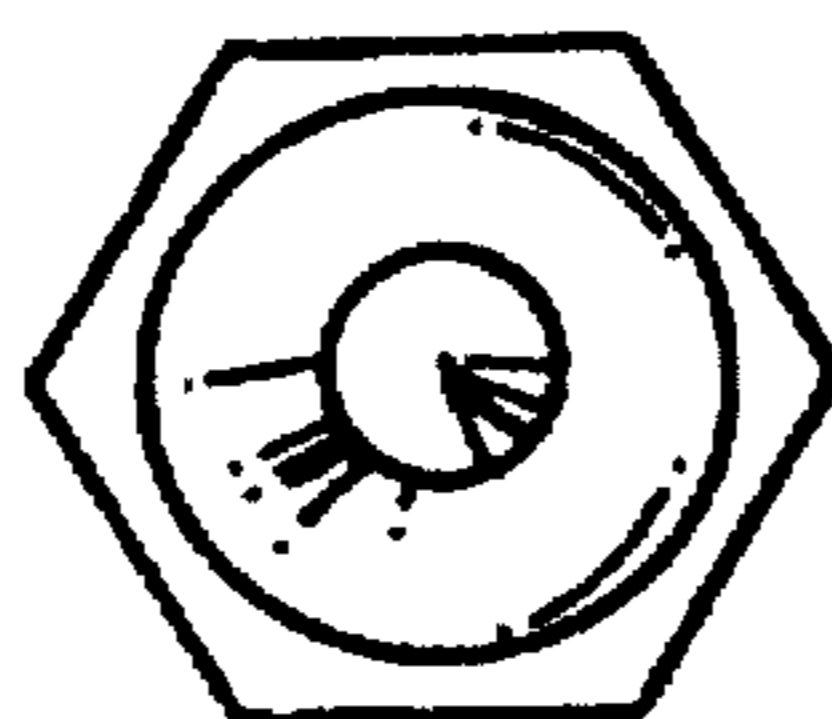


Fig. 2

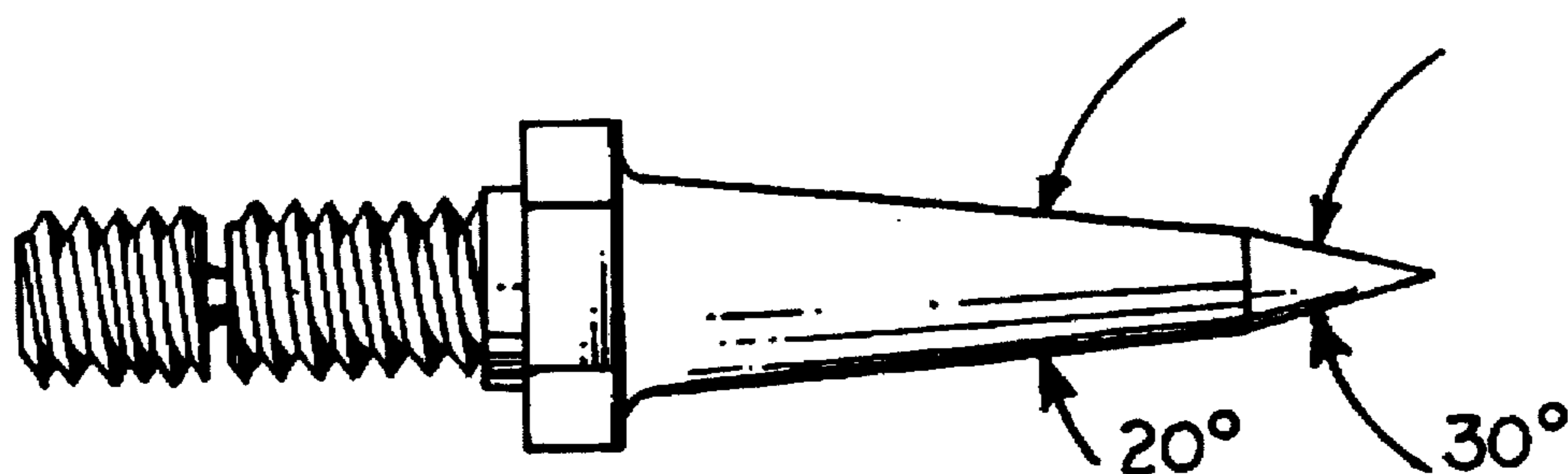


Fig. 3

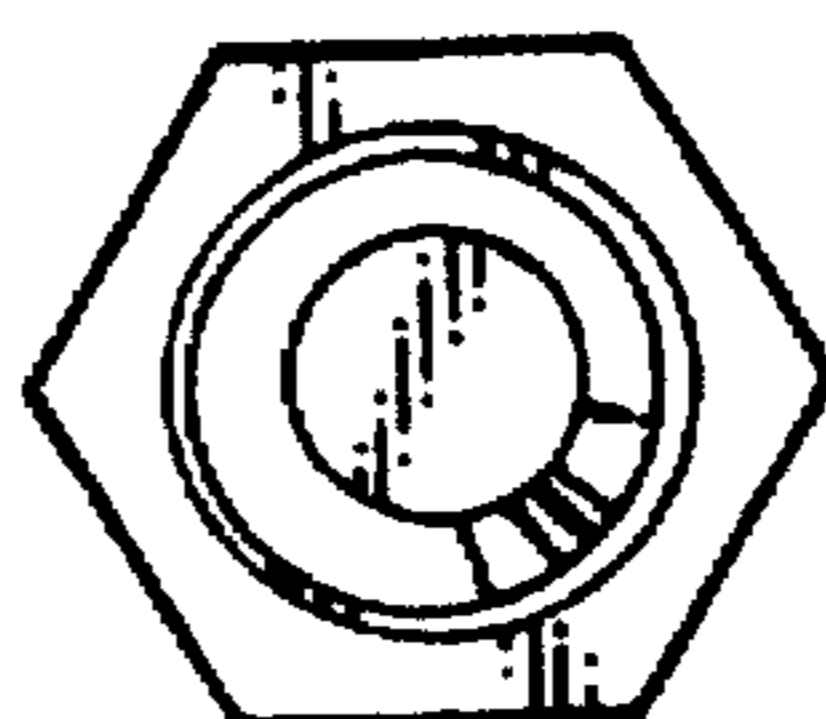


Fig. 4