



US00D392904S

# United States Patent [19]

Takahashi et al.

[11] Patent Number: **Des. 392,904**

[45] Date of Patent: **\*\*Mar. 31, 1998**

## [54] WRIST WATCH CASE WITH BRACELET

[75] Inventors: **Takayuki Takahashi**, Sagamihara, Japan; **Tetsuya Inui**, Leonia, N.J.

[73] Assignee: **Citizen Watch Co., Ltd.**, Tokyo, Japan

[\*\*] Term: **14 Years**

[21] Appl. No.: **69,894**

[22] Filed: **Apr. 2, 1997**

[51] LOC (6) Cl. .... **10-02**

[52] U.S. Cl. .... **D10/32; D10/30**

[58] Field of Search ..... D10/1-40, 122-132;  
D11/3-25; 63/1.1, 3, 5, 11; 368/276-277,  
280-282, 285

## [56] References Cited

### U.S. PATENT DOCUMENTS

D. 308,945	7/1990	Bonnet	.....	D10/32
D. 321,833	11/1991	Polansky	.....	D10/30
D. 323,127	1/1992	Kawashima	.....	D10/39
D. 336,439	6/1993	Frieger	.....	D10/30

### FOREIGN PATENT DOCUMENTS

DM027319 9/1993 WIPO .

## OTHER PUBLICATIONS

*Timepieces*—Jun. 1989—p. 50(2) Watches at bottom-left, 1989.

*Jewelers Circular-Keystone* —Jul. 1987—p. 25—Watches at bottom, 1987.

*Primary Examiner*—Nelson C. Holtje

*Attorney, Agent, or Firm*—Cushman Darby & Cushman Intellectual Property Group of Pillsbury Madison & Sutro LLP

## [57] CLAIM

The ornamental design for a wrist watch case with bracelet, as shown.

## DESCRIPTION

FIG. 1 is a front and right side perspective view of a wrist watch case with bracelet of my new design;

FIG. 2 is a front elevational view thereof;

FIG. 3 is a rear elevational view thereof;


FIG. 4 is a right side elevational view thereof;

FIG. 5 is a left side elevational view thereof;

FIG. 6 is a top plan view thereof; and,

FIG. 7 is a bottom plan view thereof.

**1 Claim, 2 Drawing Sheets**






FIG. 1




FIG. 2

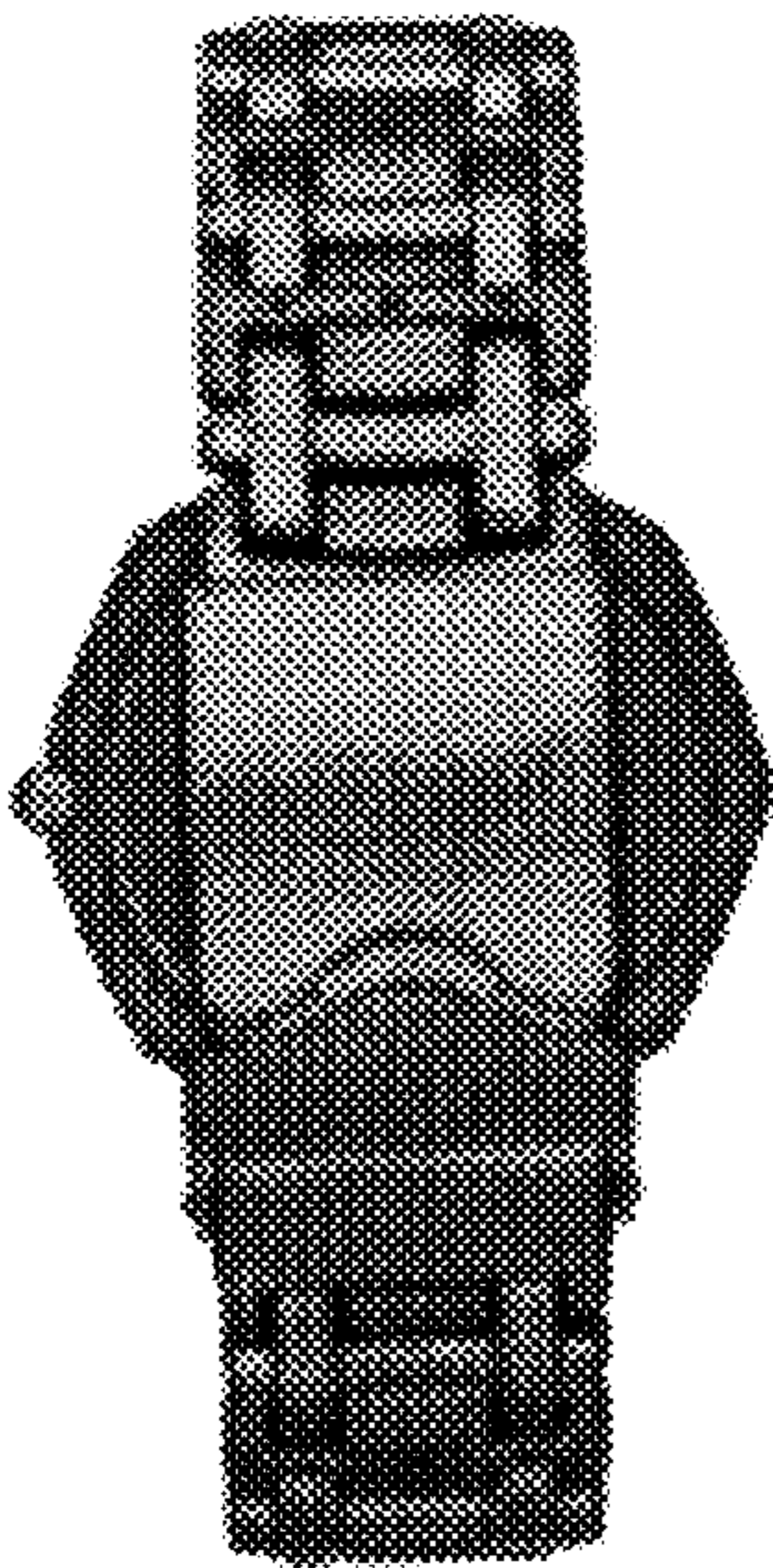


FIG. 3




FIG. 4




FIG. 5




FIG. 6




FIG. 7