

US00D392897S

United States Patent [19]

Biesecker et al.

[11] **Patent Number: Des. 392,897**

[45] **Date of Patent: **Mar. 31, 1998**

[54] **BOTTLE**

[75] **Inventors: Frederick N. Biesecker, Boyertown; Frederick N. Biesecker, II, Villanova, both of Pa.**

[73] **Assignee: Drug Plastics & Glass Company, Inc., Boyertown, Pa.**

[**] **Term: 14 Years**

[21] **Appl. No.: 66,181**

[22] **Filed: Feb. 6, 1997**

[51] **LOC (6) Cl. 09-01**

[52] **U.S. Cl. D9/571; D9/573**

[58] **Field of Search D9/544, 571, 573, D9/574, 580; 215/382, 383, 400**

- D. 284,362 6/1986 Biesecker .
- D. 284,839 7/1986 Biesecker .
- D. 287,338 12/1986 Biesecker .
- D. 298,514 11/1988 Dole et al. D9/571
- D. 309,711 8/1990 Biesecker .
- D. 309,714 8/1990 Biesecker .
- D. 310,958 10/1990 Biesecker .
- D. 318,011 7/1991 Biesecker .
- D. 318,798 8/1991 Biesecker .
- D. 319,011 8/1991 Biesecker .
- D. 319,584 9/1991 Biesecker .
- D. 346,329 4/1994 Biesecker .
- D. 356,038 3/1995 Biesecker .
- 1,657,168 1/1928 Marrian .
- 2,938,518 5/1960 Horrocks .
- 3,438,116 4/1969 Stengle, Jr. .
- 3,458,076 7/1969 Babcock .
- 3,484,011 12/1969 Greenhalgh et al. .
- 4,460,090 7/1984 Paoletti .
- 5,099,998 3/1992 Curzon et al. .
- 5,197,602 3/1993 Biesecker et al. .
- 5,315,811 5/1994 Biesecker et al. .

[56] **References Cited**

U.S. PATENT DOCUMENTS

- D. 24,579 8/1895 Lowrey D9/544
- D. 24,581 8/1895 Lowrey D9/544
- D. 96,107 7/1935 Funkey D9/544
- D. 143,657 1/1946 Graham D9/573 X
- D. 151,945 11/1948 Smith .
- D. 154,379 7/1949 Funkey .
- D. 211,152 5/1968 Fuerst .
- D. 234,913 4/1975 Morgan .
- D. 235,972 7/1975 Kretz .
- D. 260,367 8/1981 Grip D9/571
- D. 274,220 6/1984 Biesecker .
- D. 274,221 6/1984 Biesecker .
- D. 276,889 12/1984 Biesecker .
- D. 277,076 1/1985 Biesecker .
- D. 278,683 5/1985 Biesecker .
- D. 282,909 3/1986 Biesecker .
- D. 282,910 3/1986 Biesecker .
- D. 283,010 3/1986 Biesecker .

Primary Examiner—Lucy Lieberman
Attorney, Agent, or Firm—Panitch Schwarze Jacobs & Nadel, P.C.

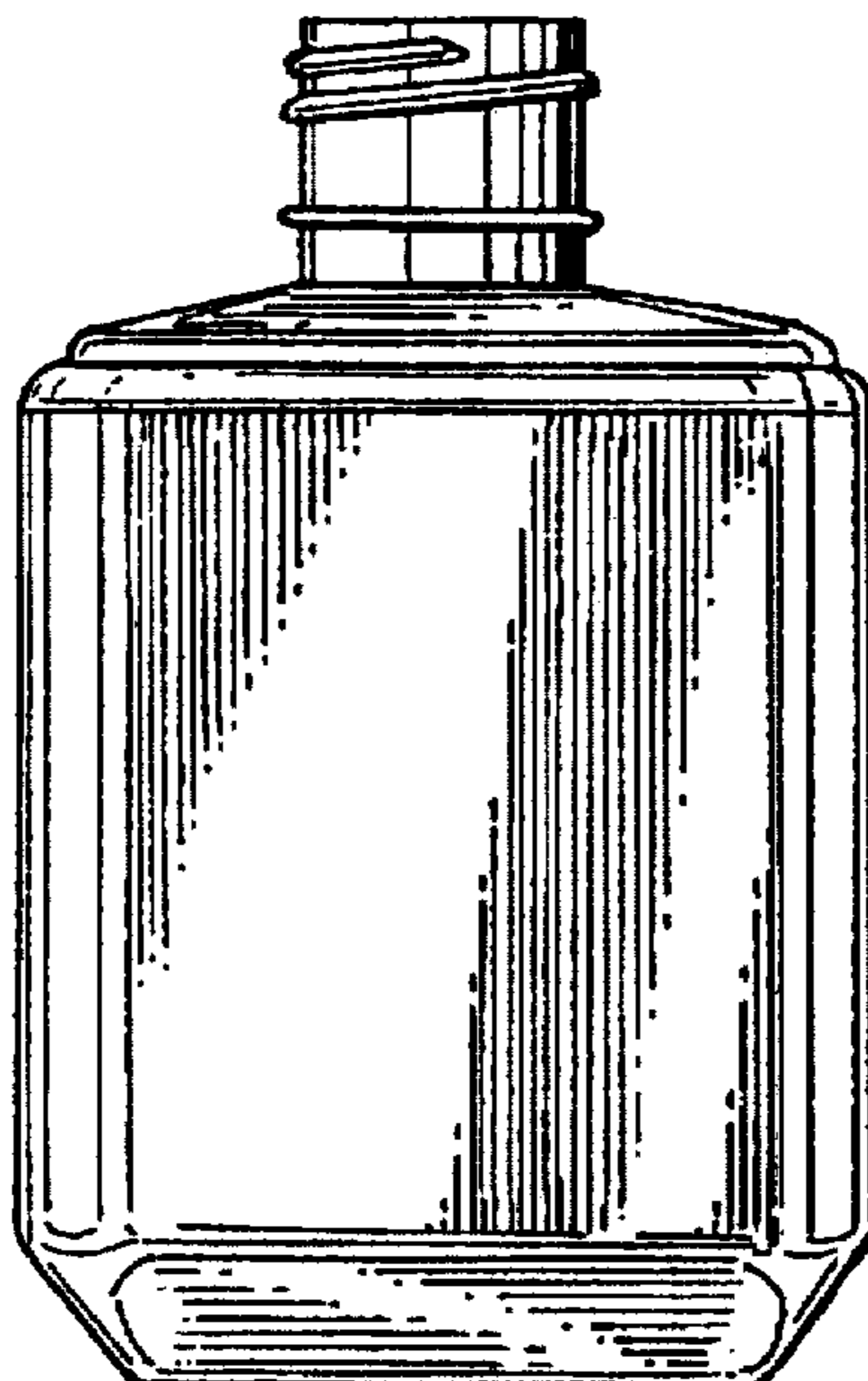
[57] **CLAIM**

The ornamental design for a bottle, as shown and described.

DESCRIPTION

FIG. 1 is a front elevation of a bottle showing our new design, the rear elevation is the same except for the conventional screw threading on the neck;
FIG. 2 is a right side elevation thereof, the left side elevation is the same except for the conventional screw threading on the neck;
FIG. 3 is a bottom plan view thereof; and,
FIG. 4 is a top plan view thereof.

1 Claim, 1 Drawing Sheet



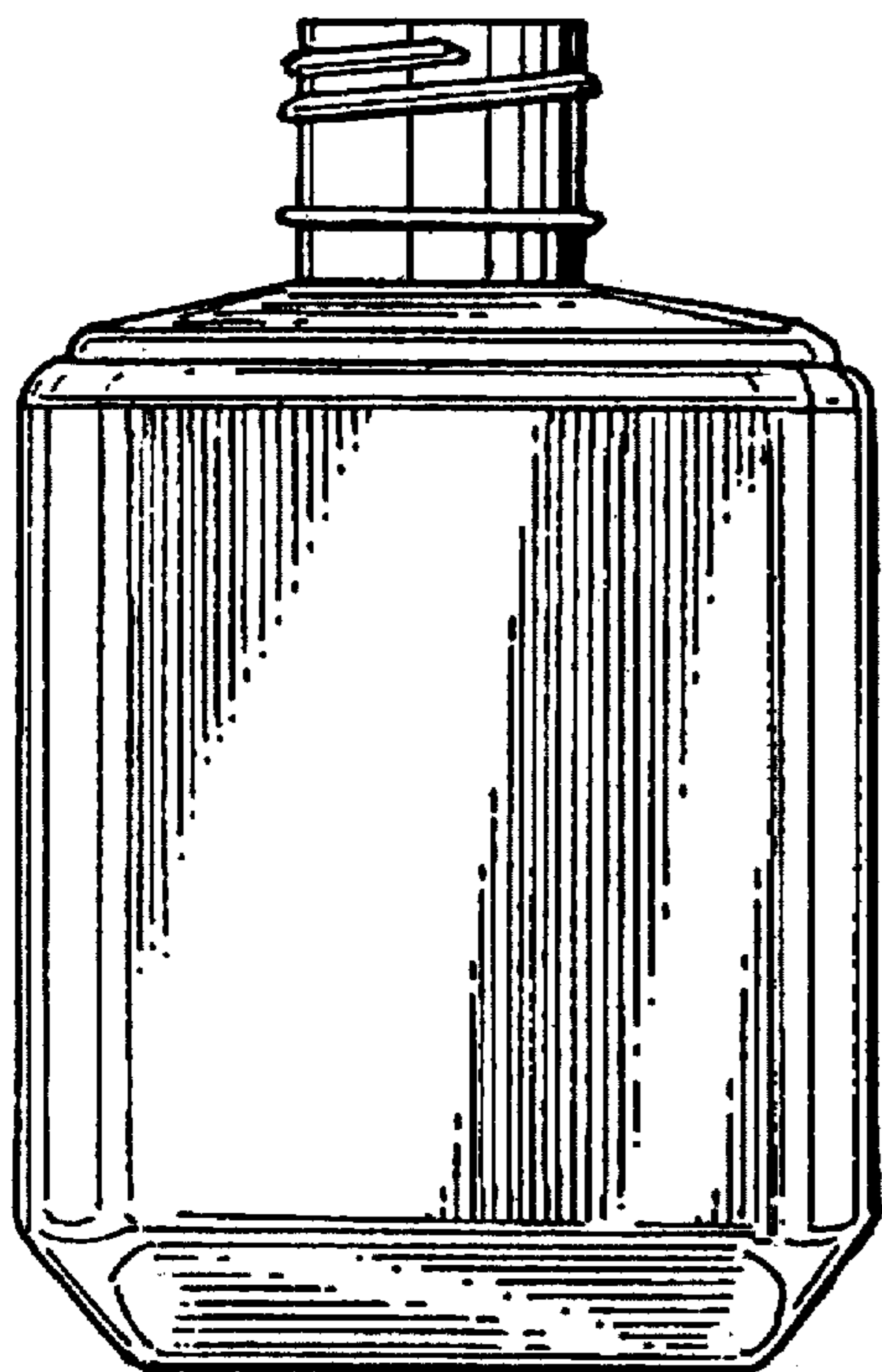


FIG. 1




FIG. 2




FIG. 3




FIG. 4