



US00D392888S

United States Patent [19]
Bakic

[11] **Patent Number: Des. 392,888**
[45] **Date of Patent: **Mar. 31, 1998**

[54] **COMBINED CONTAINER AND CAP**
[75] **Inventor: Dieter Bakic, London, Great Britain**
[73] **Assignee: Dieter Bakic Design S.r.l., Italy**
[**] **Term: 14 Years**

D. 243,065 1/1977 Picker D9/503 X
D. 368,771 4/1996 Patel et al. D9/503 X
2,711,766 6/1955 Archer et al. D9/504 X
2,803,028 8/1957 Flynn 401/129

[21] **Appl. No.: 51,287**
[22] **Filed: Mar. 8, 1996**

Primary Examiner—Lucy Lieberman
Attorney, Agent, or Firm—Fishman, Dionne, Cantor & Colburn

[51] **LOC (6) Cl. 09-01**
[52] **U.S. Cl. D9/503; D9/538**
[58] **Field of Search D9/500, 502, 503, D9/504, 505, 545, 529, 538, 539, 454; 215/382, 383, 384**

[57] **CLAIM**
The ornamental design for a combined container and cap, as shown and described.

[56] **References Cited**
U.S. PATENT DOCUMENTS
D. 74,417 2/1928 Clarke D9/504
D. 237,361 10/1975 Picker D9/503
D. 239,159 3/1976 Picker D9/505 X

DESCRIPTION
FIG. 1 is a perspective view of a combined container and cap showing my new design;
FIG. 2 is a top plan view;
FIG. 3 is a front elevation, the rear and side elevations are the same as the front elevation; and,
FIG. 4 is a bottom plan view.

1 Claim, 2 Drawing Sheets




FIG. 1

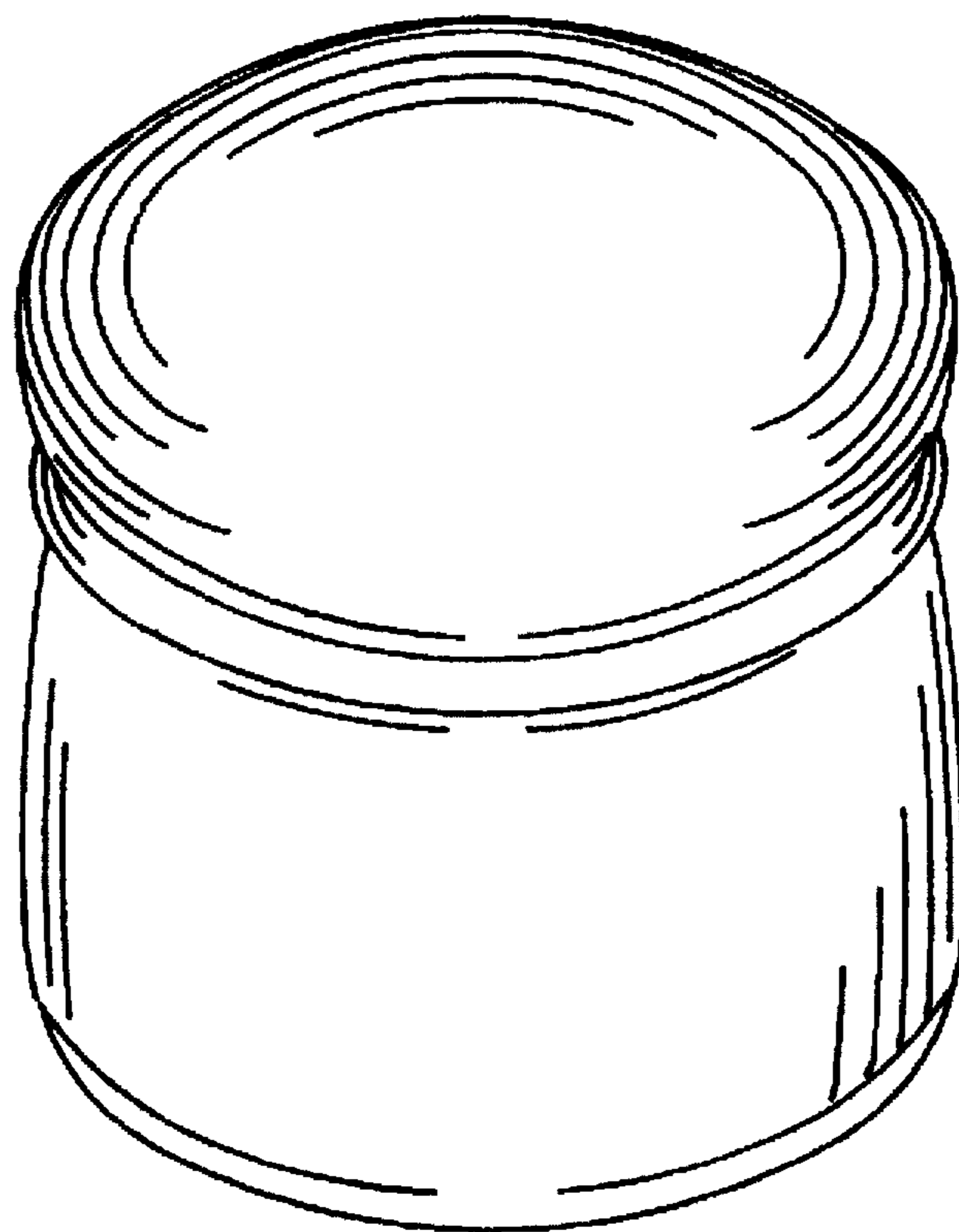


FIG. 2

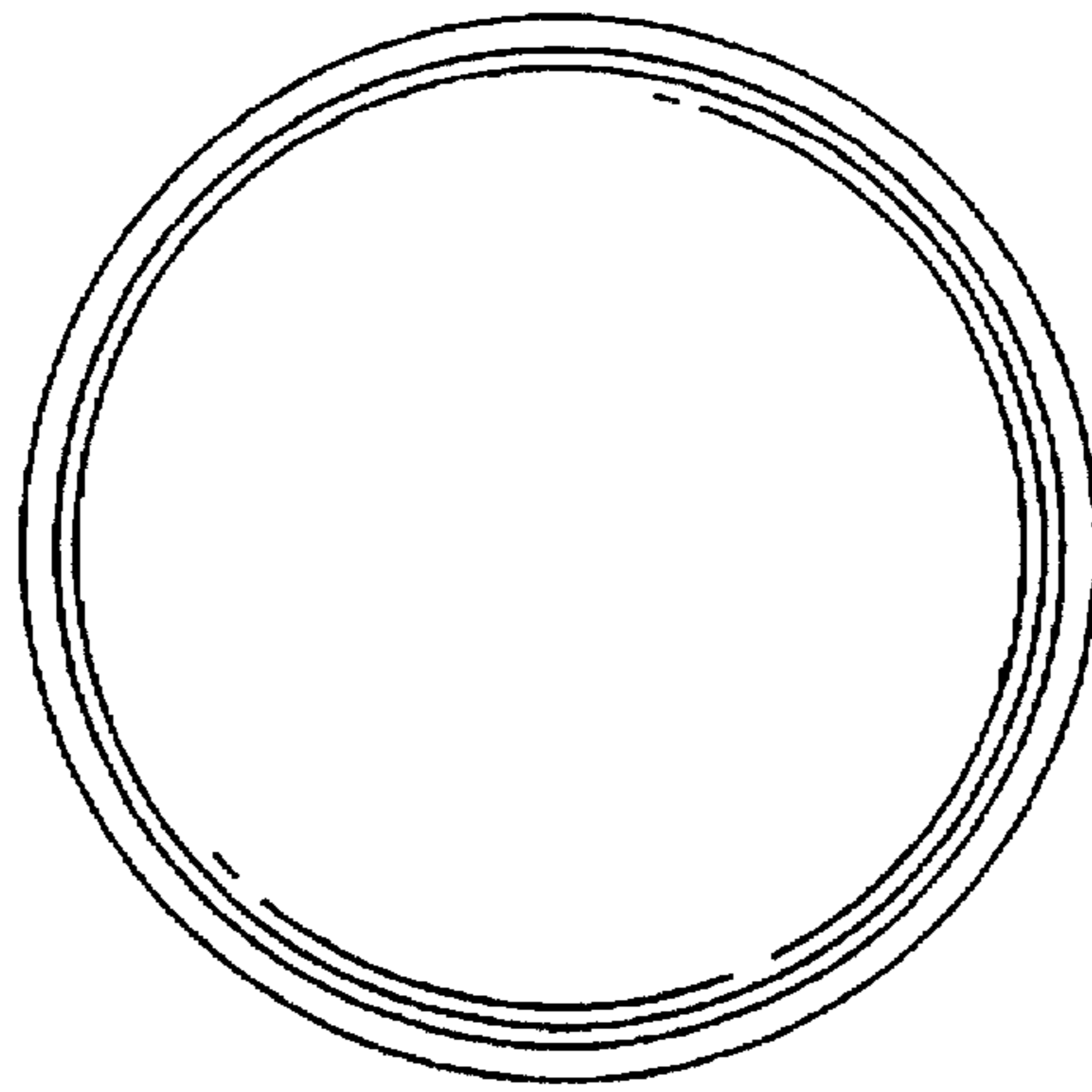


FIG. 3




FIG. 4

