



US00D392871S

**United States Patent** [19]  
**Chang**

[11] **Patent Number: Des. 392,871**  
[45] **Date of Patent: \*\*Mar. 31, 1998**

[54] **HANDLE FOR A HAND TOOL**

[76] **Inventor: Tsung-Chieh Chang**, No. 101, Alley  
81, Lane 2, Sec. 1, Chung Hsien Rd.,  
Ta Li City, Taichung Hsien, Taiwan

[\*\*] **Term: 14 Years**

[21] **Appl. No.: 70,929**

[22] **Filed: May 8, 1997**

[51] **LOC (6) Cl. .... 08-04**

[52] **U.S. Cl. .... D8/107; D8/DIG. 7; D8/83**

[58] **Field of Search .... D14/116; D8/10,**  
D8/82, 83, 90, 94, 97, 107, DIG. 7; D4/129,  
138; D3/12; 81/177.1, 436-440, 489; 16/110 R,  
111 R, 114 R, 116 R

[56] **References Cited**

**U.S. PATENT DOCUMENTS**

D. 143,931 2/1946 Odlum ..... D8/83  
D. 201,171 5/1965 Knudsen et al. .... D8/83

D. 244,747 6/1977 Solf ..... D8/107  
D. 329,367 9/1992 Landy ..... D8/83  
D. 359,482 6/1995 Huang ..... D14/116  
4,951,533 8/1990 Hillinger ..... 81/177.1

*Primary Examiner*—Martie Thompson  
*Attorney, Agent, or Firm*—Varndell Legal Group

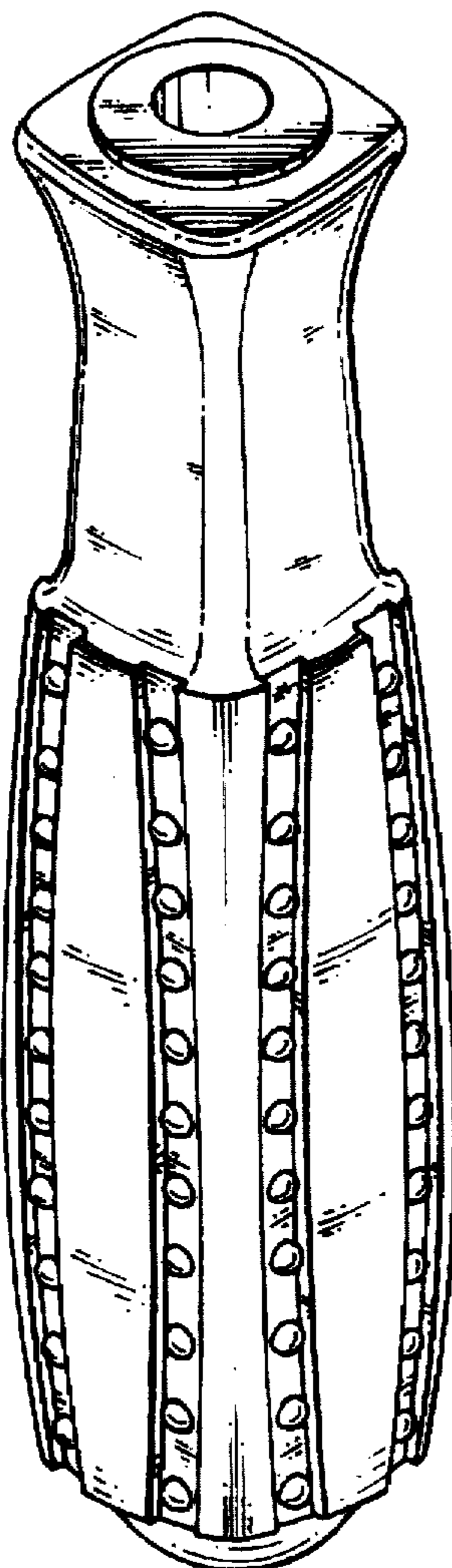
[57] **CLAIM**

The ornamental design for handle for a hand tool, as shown and described.

**DESCRIPTION**

FIG. 1 is a perspective view of a handle for a hand tool showing my new design;  
FIG. 2 is a front elevational view thereof;  
FIG. 3 is a side elevational view thereof, the opposite side being a mirror image of that shown;  
FIG. 4 is a top plan view thereof; and,  
FIG. 5 is a bottom plan view thereof.

**1 Claim, 4 Drawing Sheets**



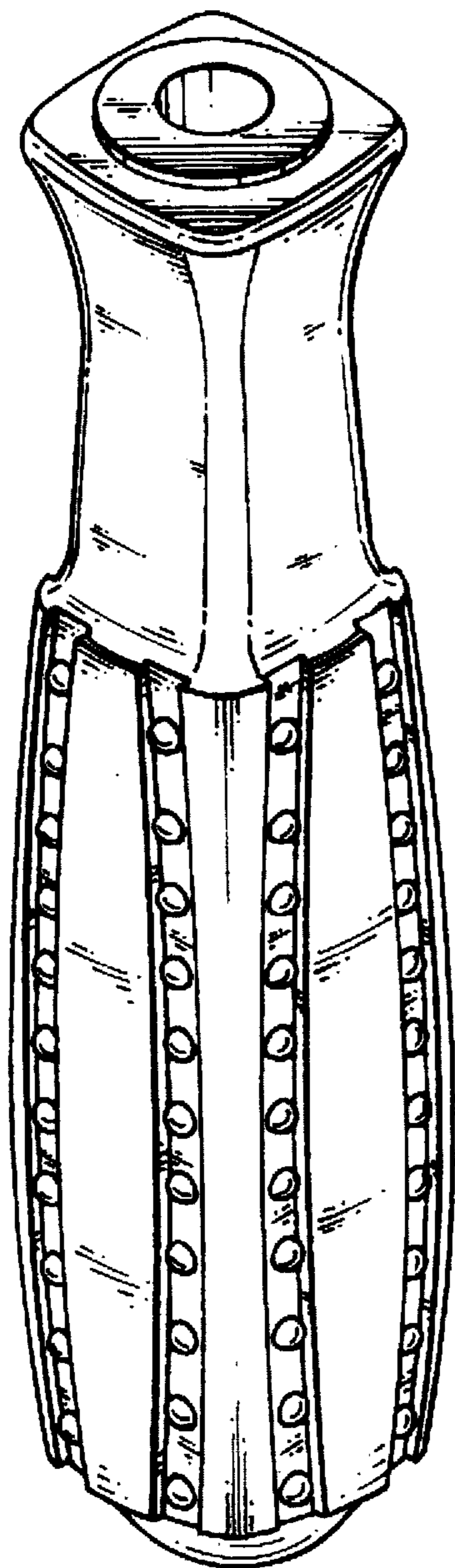


Fig. 1

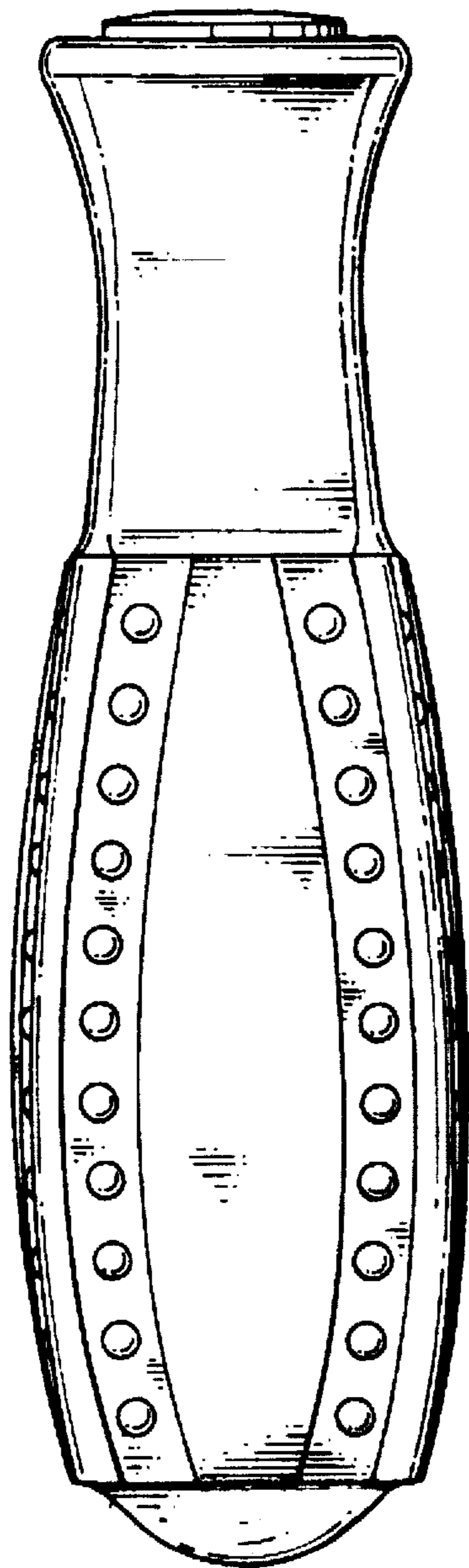


Fig. 2

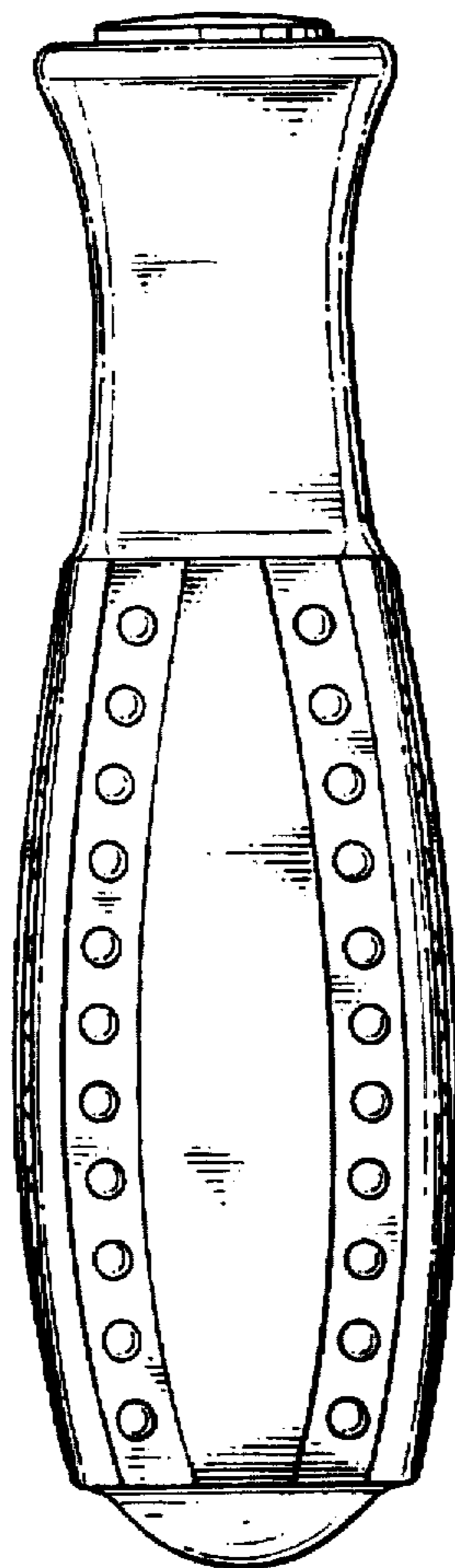


Fig. 3




Fig. 4




Fig. 5