

US00D392858S

**United States Patent** [19]  
**Jacquet**

[11] **Patent Number: Des. 392,858**  
[45] **Date of Patent: \*\*Mar. 31, 1998**

[54] **STAPLER**

[75] **Inventor: Emmanuel Jacquet, Annecy, France**

[73] **Assignee: Manufacture D'Articles De Precision Et De Dessin, France**

[\*\*] **Term: 14 Years**

[21] **Appl. No.: 50,120**

[22] **Filed: Feb. 8, 1996**

[51] **LOC (6) Cl. .... 19-02**

[52] **U.S. Cl. .... D8/50; D8/49**

[58] **Field of Search .... D8/49, 50, 61, D8/69; D19/72; 227/120, 127, 128, 131, 132, 134**

[56] **References Cited**

**U.S. PATENT DOCUMENTS**

D. 278,656	4/1985	Green et al. ....	D8/49
D. 318,407	7/1991	Williams ....	D8/50
2,461,165	2/1949	Lindstrom ....	227/127
5,335,838	8/1994	Harris et al. ....	227/120
5,364,000	11/1994	Fealey ....	227/134

**OTHER PUBLICATIONS**

Office Products 1978, p. 102 (Staplers 15 PL & 16PL).  
U.S. Gov't Office & Furnishing Supply Catalog, 1981 p. 307.  
Industrial Equipment News, Mar. 1962 p. 97 (Bostitch Stapler).

*Primary Examiner*—Ted Shooman

*Assistant Examiner*—Adir Aronovich

*Attorney, Agent, or Firm*—Mathews, Collins, Shepherd & Gould

[57] **CLAIM**

The ornamental design for a stapler, as shown and described.

**DESCRIPTION**

FIG. 1 is a top and side perspective view of a stapler showing my new design;

FIG. 2 is a side elevational view thereof, the elevational view opposite that shown in FIG. 2 being the mirror image thereof;

FIG. 3 is a top plan view thereof;

FIG. 4 is a bottom plan view thereof;

FIG. 5 is an end elevational view thereof, taken from the left of FIG. 2; and,

FIG. 6 is an end elevational view thereof taken from the right side of FIG. 2.

**1 Claim, 2 Drawing Sheets**

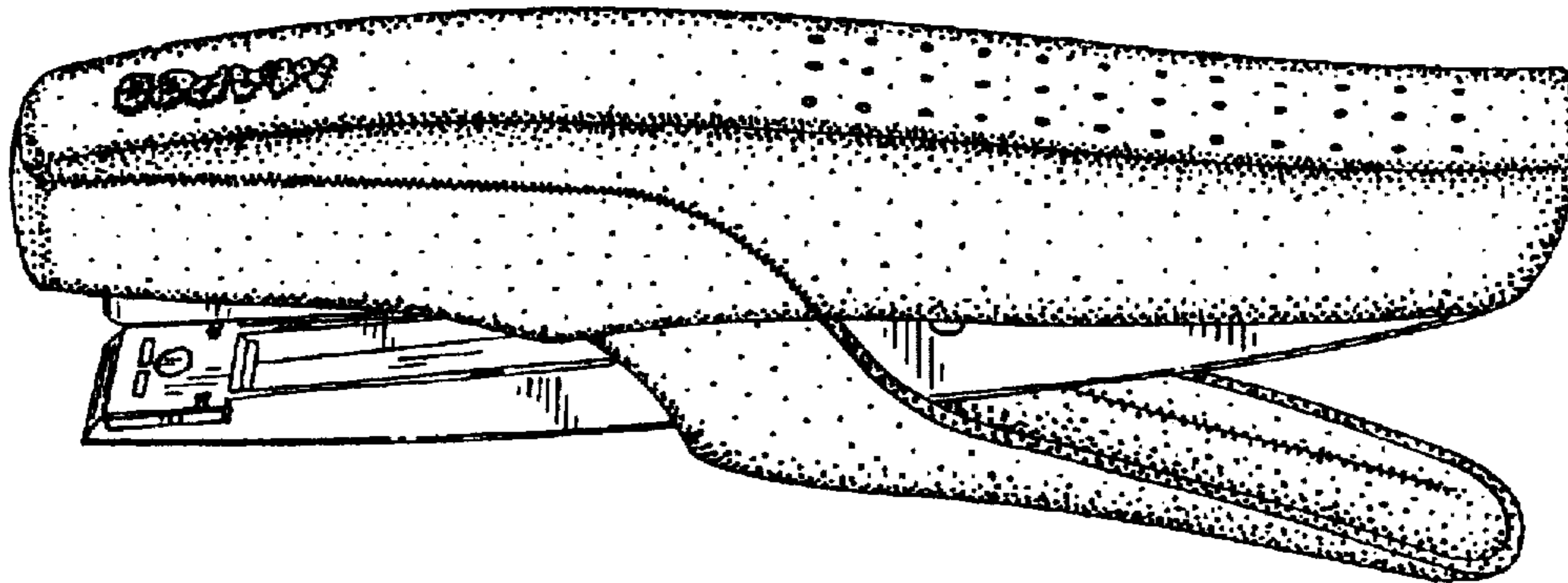


FIG. 1

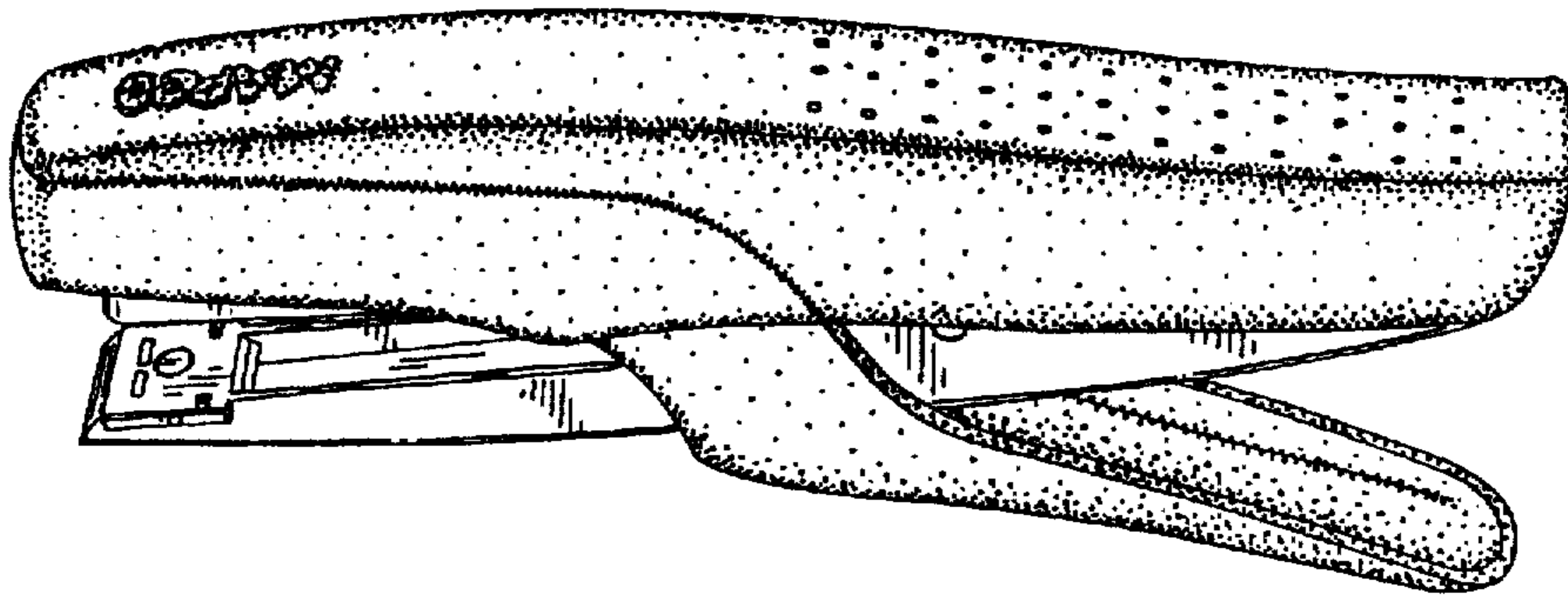


FIG. 2

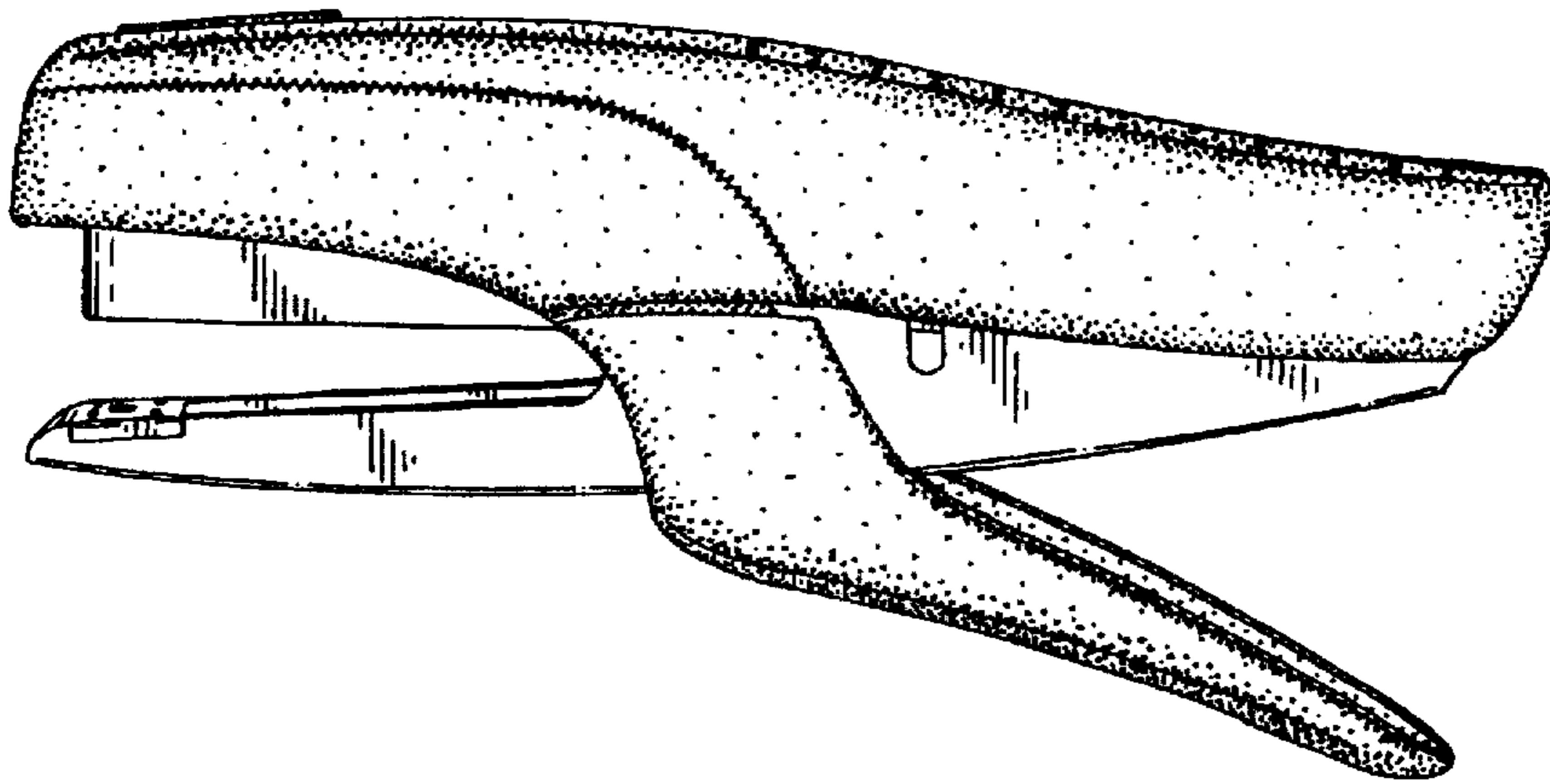


FIG. 3




FIG. 4

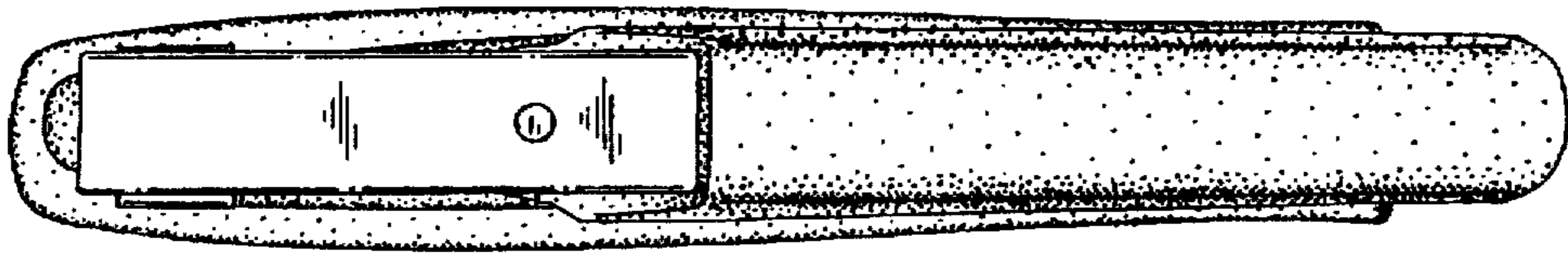


FIG. 5

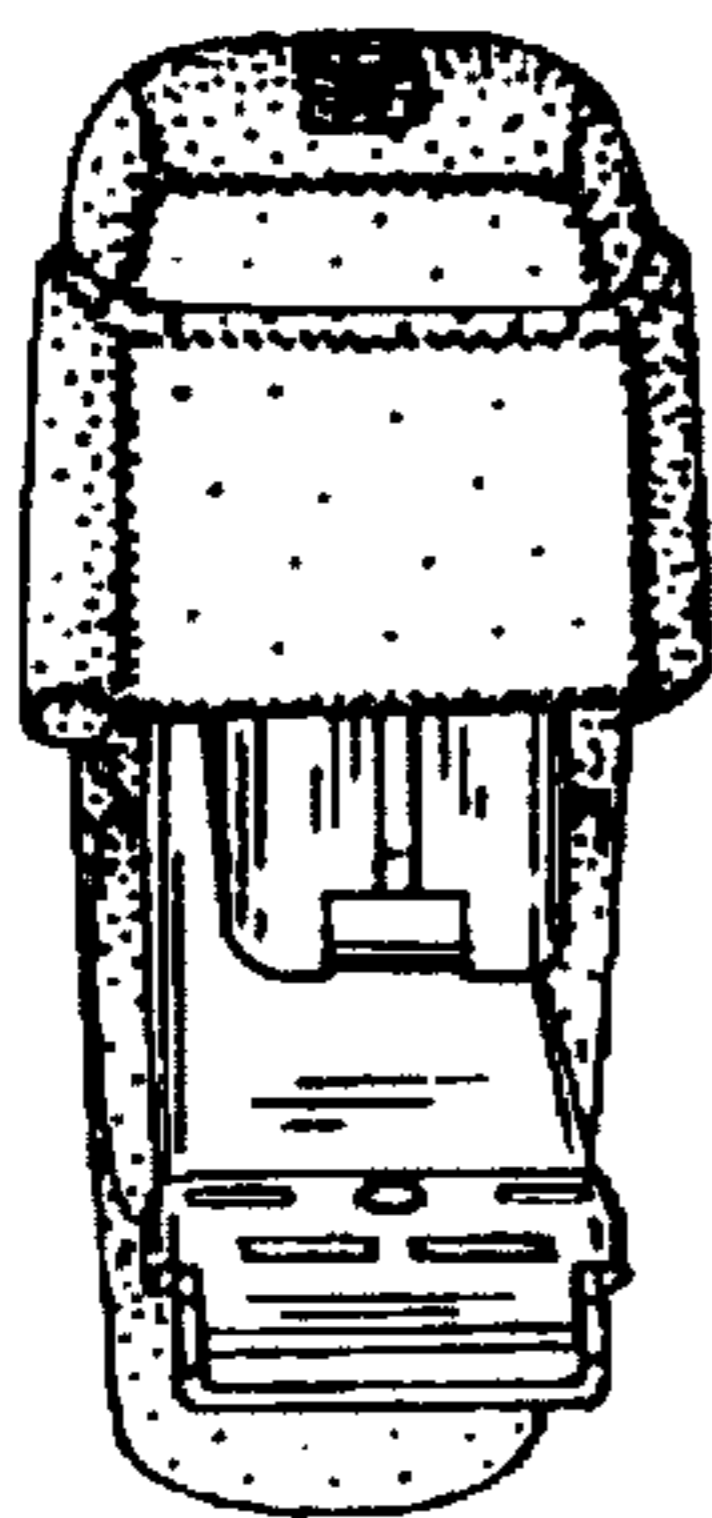


FIG. 6

