



US00D392849S

**United States Patent** [19]  
**Zeller**

[11] **Patent Number: Des. 392,849**

[45] **Date of Patent: \*\*Mar. 31, 1998**

[54] **TONGS**

2,674,793 4/1954 Dominick ..... D7/686 X  
2,747,911 5/1956 Kuever ..... 294/7  
3,906,632 9/1975 Oppenheimer ..... 30/322

[75] **Inventor: Nicole A. Zeller, Harrison, N.Y.**

[73] **Assignee: Zelco Industries, Inc., Mount Vernon, N.Y.**

*Primary Examiner*—Terry A. Wallace  
*Attorney, Agent, or Firm*—Donald S. Dowden

[\*\*] **Term: 14 Years**

[57] **CLAIM**

The ornamental design for tongs, as shown and described.

[21] **Appl. No.: 67,150**

**DESCRIPTION**

[22] **Filed: Mar. 5, 1997**

[51] **LOC (6) Cl. .... 07-06**

[52] **U.S. Cl. .... D7/686**

[58] **Field of Search ..... D7/686-687; 294/3, 294/8.5, 11, 16, 99.1, 99.2, 118, 119**

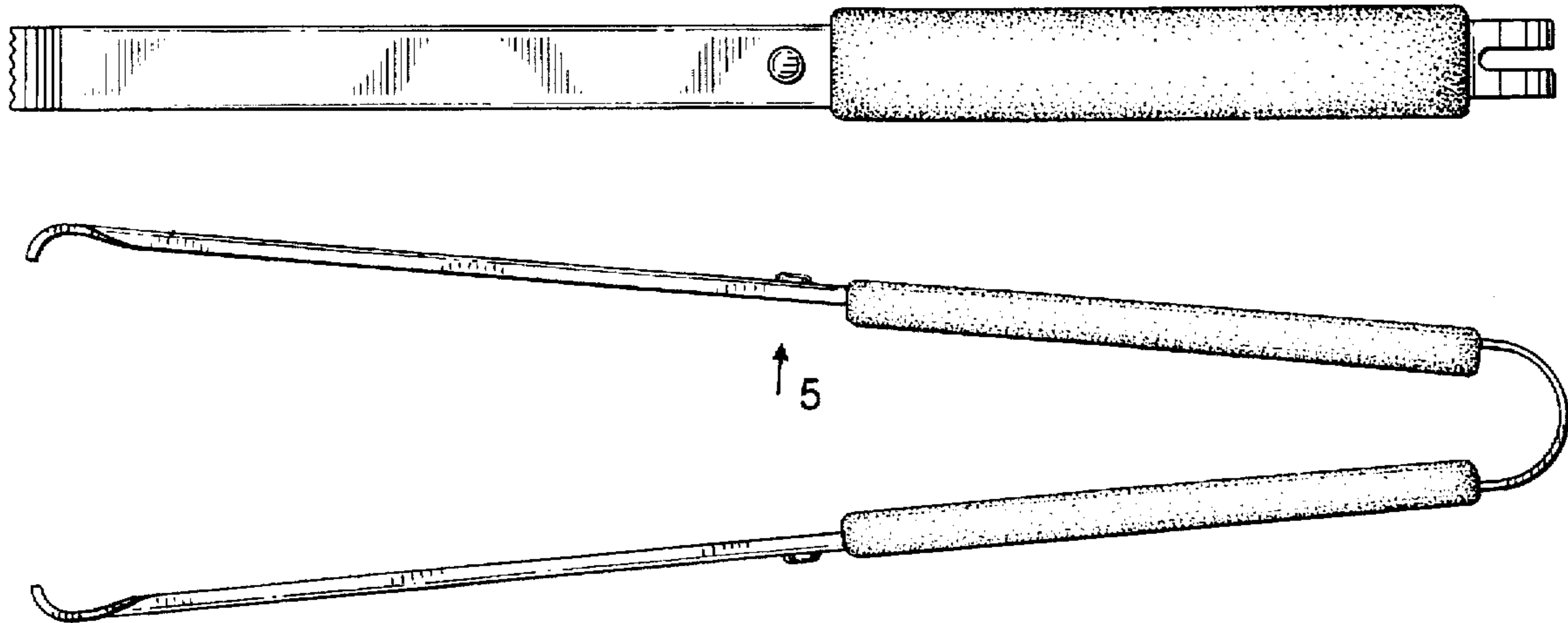
FIG. 1 is a top view showing my new design, the bottom view thereof being identical thereto;  
FIG. 2 is a front view thereof, the rear view thereof being identical thereto;  
FIG. 3 is a right side view thereof;  
FIG. 4 is a left side view thereof;  
FIG. 5 is a bottom view of the top half thereof, the top view of the bottom half thereof being identical thereto; and,  
FIG. 6 is a view corresponding to FIG. 2 but showing a retracted state.

[56] **References Cited**

**U.S. PATENT DOCUMENTS**

D. 182,782 5/1958 Allen ..... D7/686  
D. 254,767 4/1980 Christen, Jr. .... D7/686  
D. 313,537 1/1991 Chisholm ..... D7/686

**1 Claim, 3 Drawing Sheets**






FIG. 1

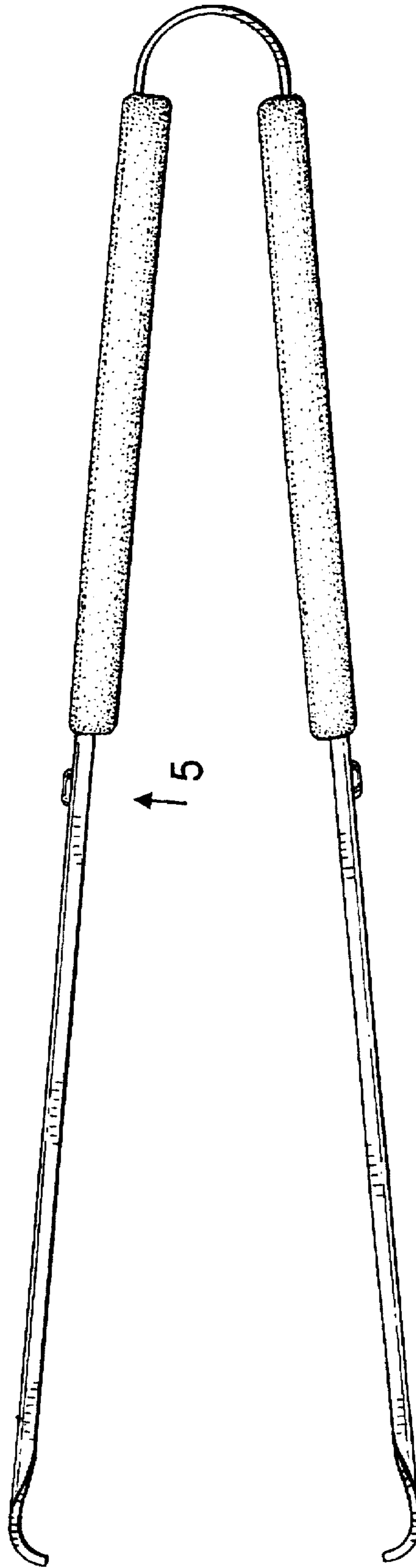


FIG. 2

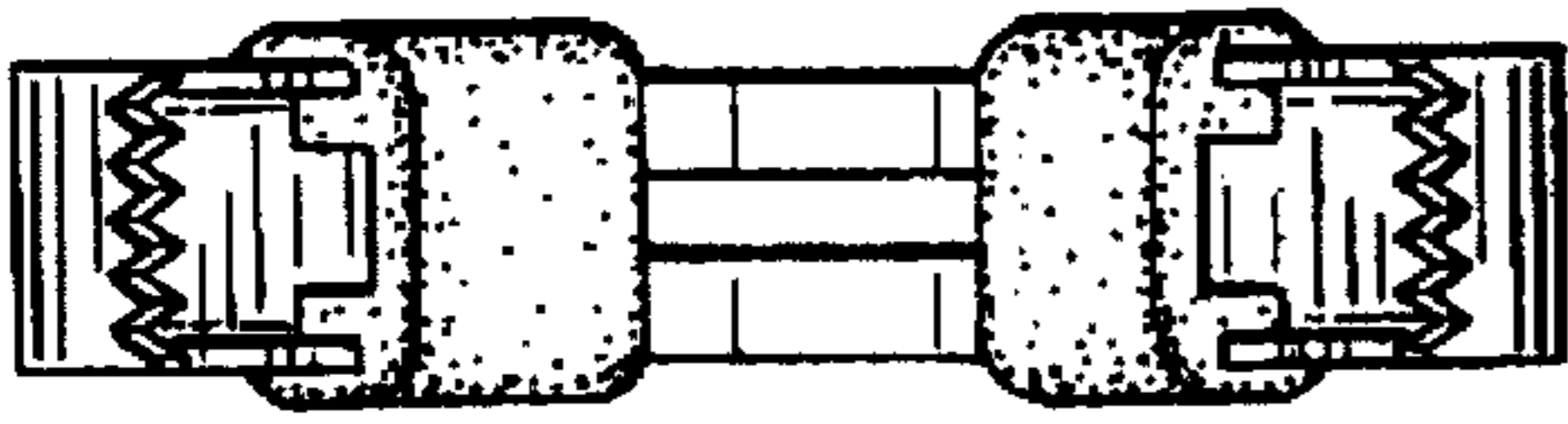


FIG. 4

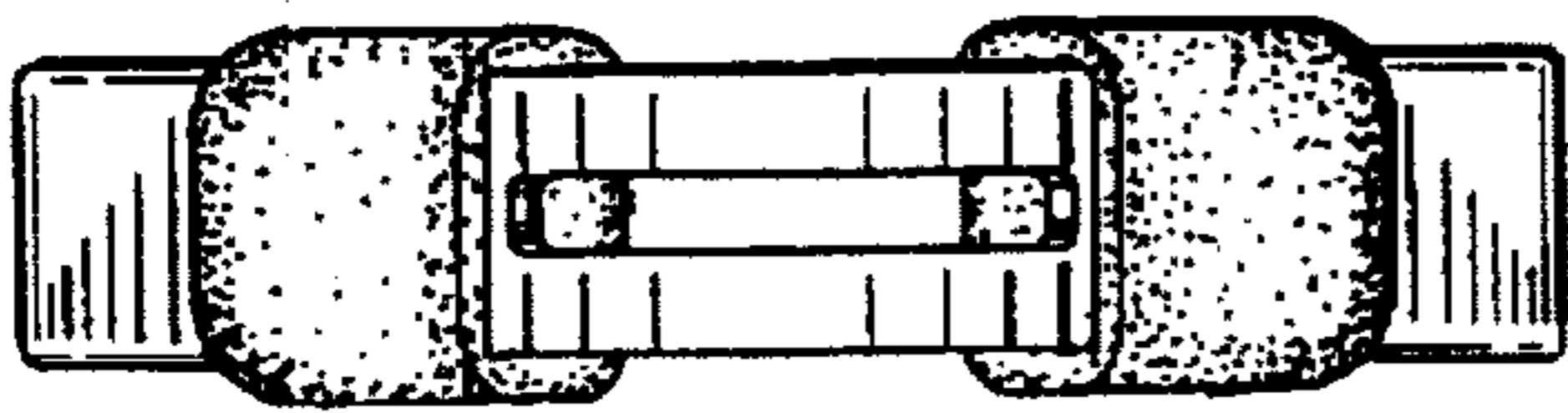


FIG. 3

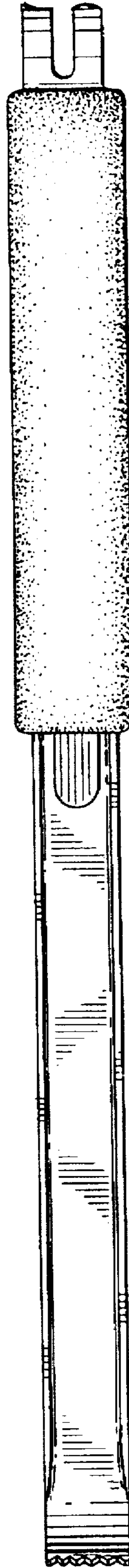


FIG. 5

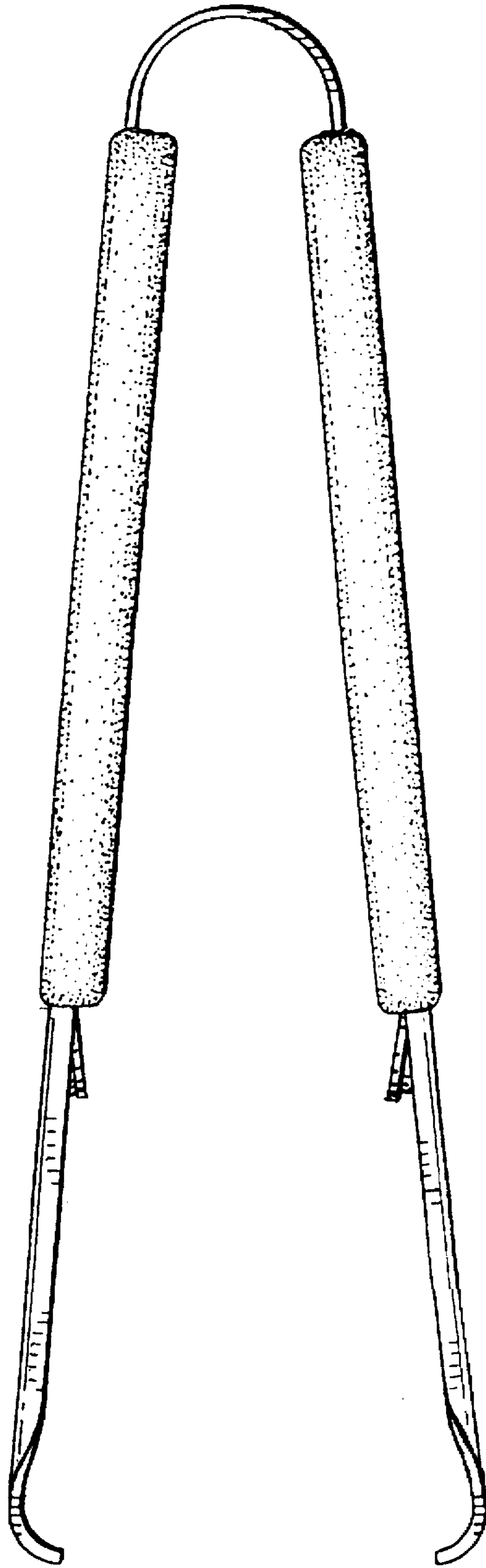


FIG. 6