



US00D392841S

United States Patent [19]
Chastaine

[11] **Patent Number: Des. 392,841**
[45] **Date of Patent: **Mar. 31, 1998**

[54] **CURVED KNIFE BLADE FOR HYDRAULIC FOOD CUTTER**

[75] **Inventor: Locke A. Chastaine, Meridian, Id.**

[73] **Assignee: GME, Inc., Boise, Id.**

[**] **Term: 14 Years**

[21] **Appl. No.: 55,056**

[22] **Filed: May 30, 1996**

[51] **LOC (6) Cl. 07-99**

[52] **U.S. Cl. D7/412; D7/649**

[58] **Field of Search D7/412, 413, 694, D7/696, 381, 383, 384, 385, 644, 649, 213; D32/40, 46, 49; D8/17, 20; 99/578; 30/169**

[56] **References Cited**

U.S. PATENT DOCUMENTS

28,311	2/1860	Bowman	99/578
D. 32,876	6/1900	Ward	D8/19
D. 46,890	1/1915	Stimecz	D8/19
D. 139,299	10/1944	Walters	D8/20
D. 181,373	11/1957	Schmidt	D7/412
D. 243,312	2/1977	Chaney	D32/46

D. 265,506	7/1982	Finamore	D32/49
D. 293,266	12/1987	Stanich	D32/49
D. 331,301	11/1992	Say, Jr.	D32/46
D. 336,697	6/1993	Stalf	D32/40
D. 371,655	7/1996	Weston	D32/40
2,779,098	1/1957	Poccoskit et al.	D7/644 X
3,080,593	3/1963	Wilson	30/169 X
5,437,074	8/1995	White et al.	D32/46 X

OTHER PUBLICATIONS

Standard Blade #88-0137, Industrial Blades Catalog p. A13 Feb. 1, 1977.

Dialomatic Food Cutter, Signatures.

Primary Examiner—M. N. Pandozzi

Attorney, Agent, or Firm—Frank J. Dykas

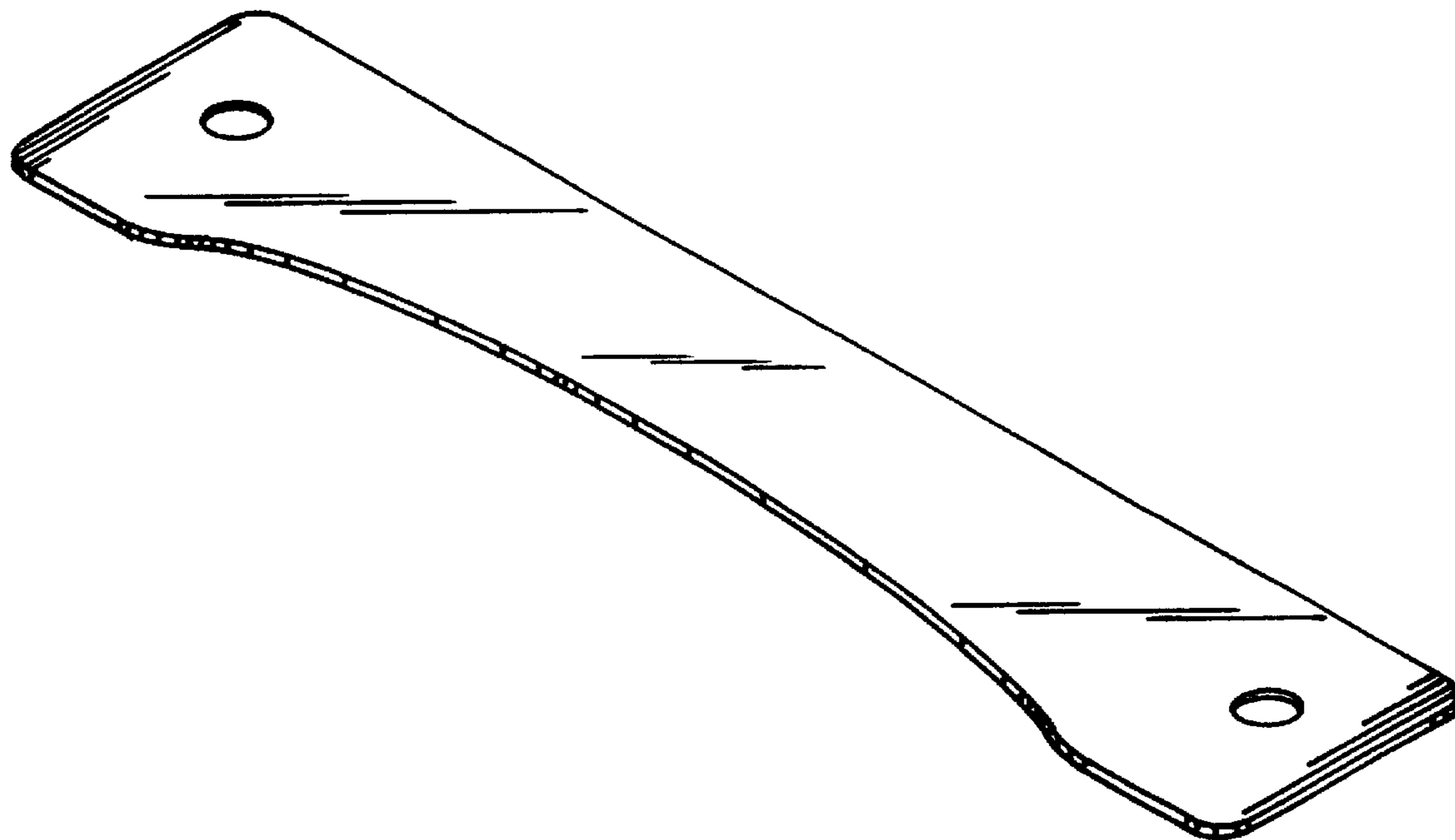
[57] **CLAIM**

The ornamental design for a curved knife blade for a hydraulic food cutter, as shown and described.

DESCRIPTION

FIG. 1 is a top front perspective view of a curved knife blade for hydraulic food cutter showing my new design; FIG. 2 is a bottom plan view thereof; FIG. 3 is a front elevational view thereof; FIG. 4 is a rear elevational view thereof; FIG. 5 is a left side elevational view thereof; and, FIG. 6 is a right side elevational view thereof.

1 Claim, 1 Drawing Sheet



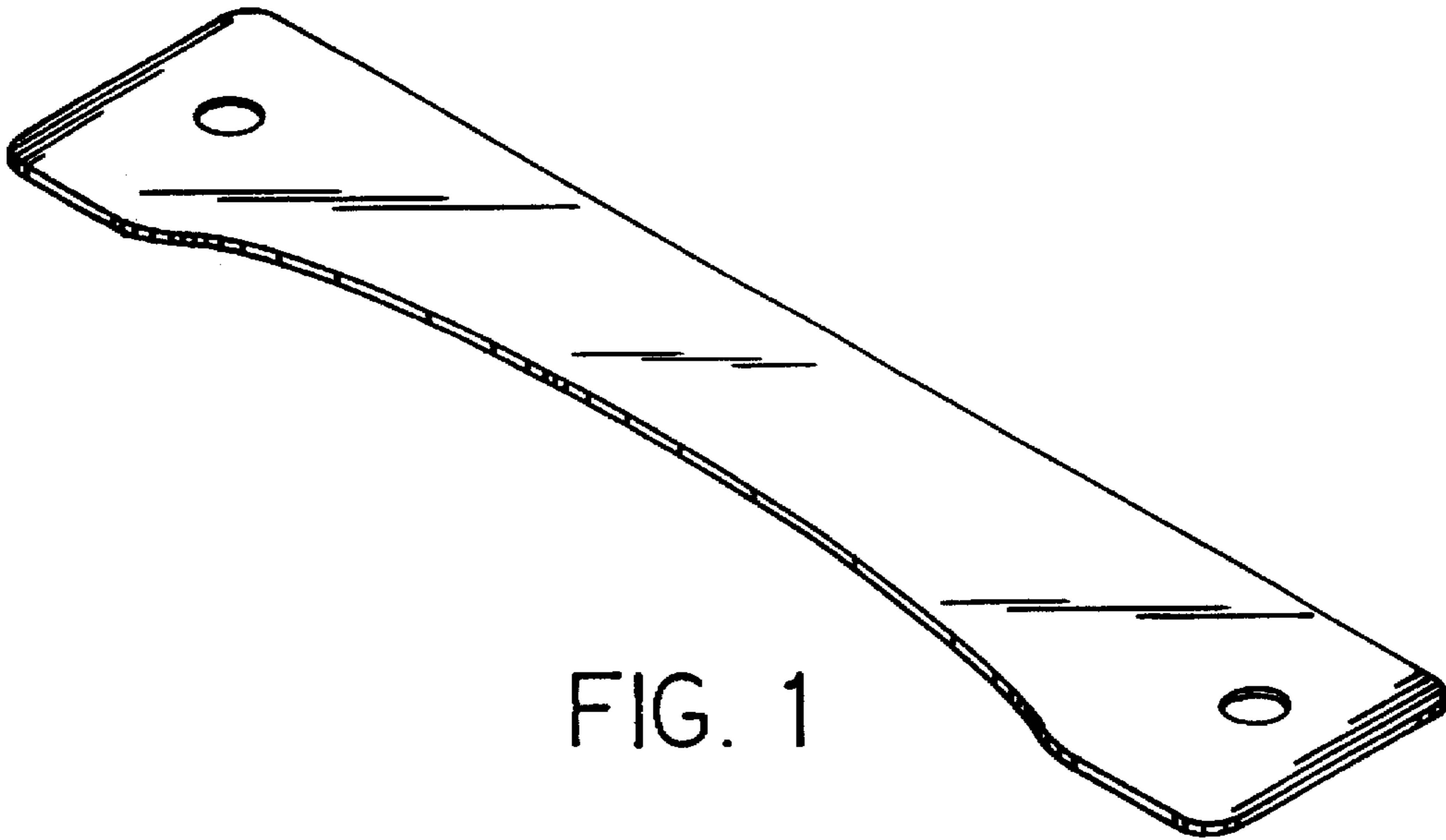


FIG. 1




FIG. 2



FIG. 3

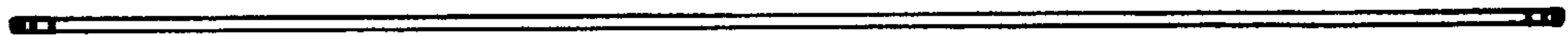


FIG. 4



FIG. 5



FIG. 6