

US00D392835S

United States Patent [19]
Harris

[11] **Patent Number:** **Des. 392,835**
[45] **Date of Patent:** ****Mar. 31, 1998**

[54] **COMPACT DISC STORAGE RACK**
[76] **Inventor:** **James O. Harris**, 1335 Jefferson Rd.,
Hoffman Estates, Ill. 60195
[**] **Term:** **14 Years**
[21] **Appl. No.:** **61,306**
[22] **Filed:** **Oct. 21, 1996**
[51] **LOC (6) Cl.** **06-04**
[52] **U.S. Cl.** **D6/630; D6/450**
[58] **Field of Search** **D6/407, 626-630,**
D6/466-468, 450; D21/114, 119; D11/157;
211/40-42; 206/308.1, 307, 309, 307.1,
387.1, 387.15; 312/9.1, 9.53, 9.48, 9.51,
9.64

4,753,343 6/1988 Flynn .
4,939,625 7/1990 Olson .
4,940,147 7/1990 Hunt .
5,195,642 3/1993 Dardashti .
5,253,767 10/1993 Koepfel .
5,255,970 10/1993 Theosabrata .
5,301,819 4/1994 Moeken .
5,341,943 8/1994 Fraser .
5,615,779 4/1997 Marsilio et al. 211/40

Primary Examiner—Jeffrey Asch
Attorney, Agent, or Firm—Meroni & Meroni

[57] **CLAIM**


The ornamental design for the compact disc storage rack, as shown and described.

DESCRIPTION

FIG. 1 is a perspective view of a compact disc storage rack showing my new design;
FIG. 2 is a front elevation view thereof;
FIG. 3 is a rear elevation view thereof;
FIG. 4 is a left side elevation view thereof with a right side elevation view being a mirror image thereof;
FIG. 5 is a top plan view thereof; and,
FIG. 6 is a bottom plan view thereof.
The surface pattern in FIG. 1 and the compact disk receiving apertures in FIG. 2 have been partially shown for convenience of illustration.

[56] **References Cited**
U.S. PATENT DOCUMENTS
D. 252,962 9/1979 Wilks D6/450
D. 298,891 12/1988 Jackie et al. D6/450
D. 319,741 9/1991 Sylvester D6/468 X
D. 335,228 5/1993 Barthelmess et al. D6/450
D. 340,155 10/1993 Koziol D6/450
D. 352,415 11/1994 Koziol D6/468 X
D. 356,701 3/1995 Chu .
D. 360,099 7/1995 Wu D6/629
D. 364,512 11/1995 Stravitz .
D. 364,515 11/1995 Hou D6/450

1 Claim, 3 Drawing Sheets






Fig. 1

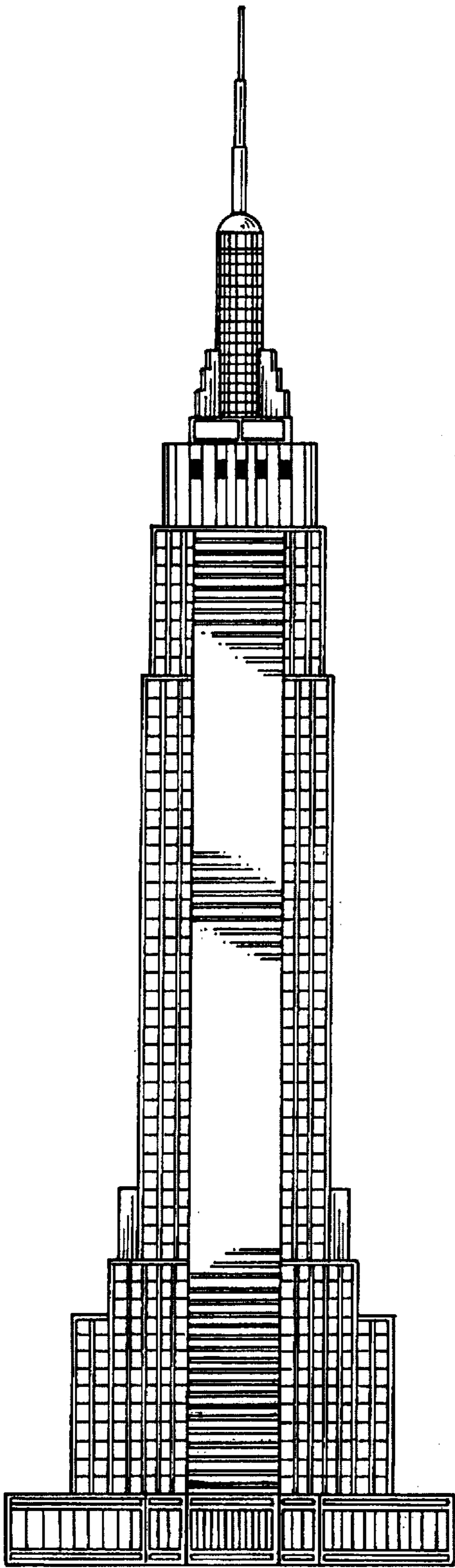


Fig. 2

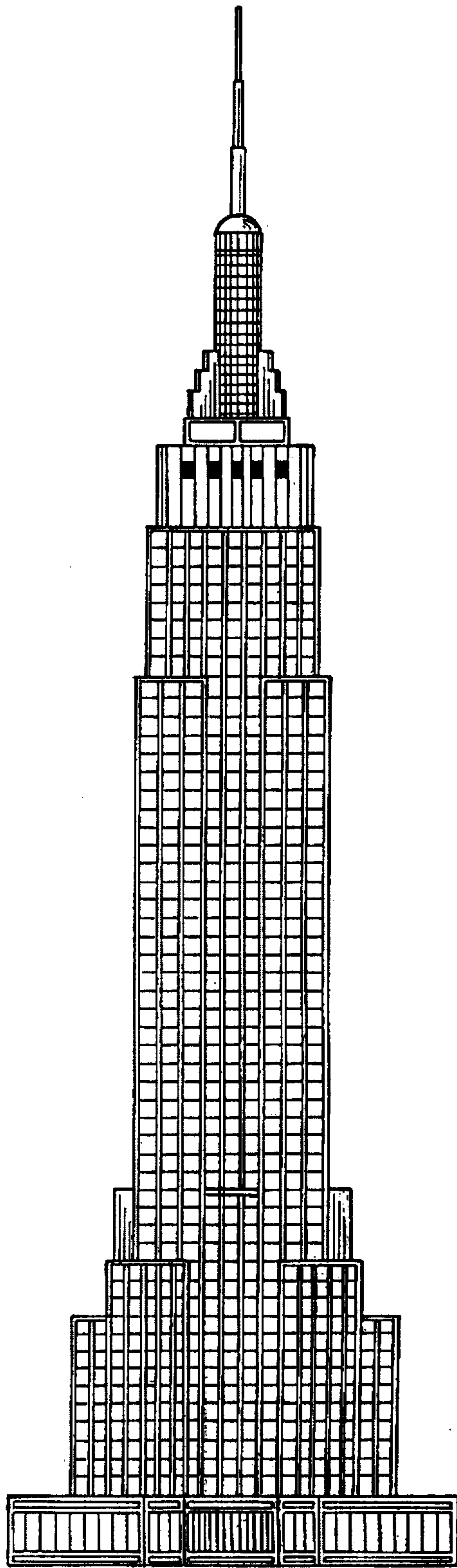


Fig. 3

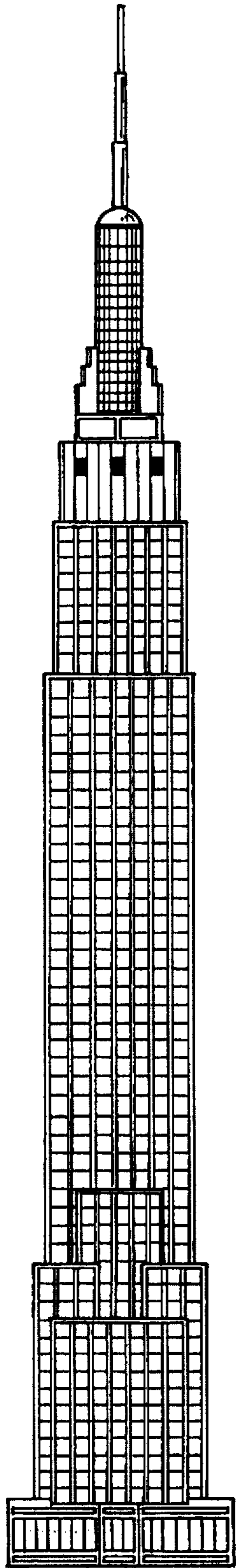


Fig. 4

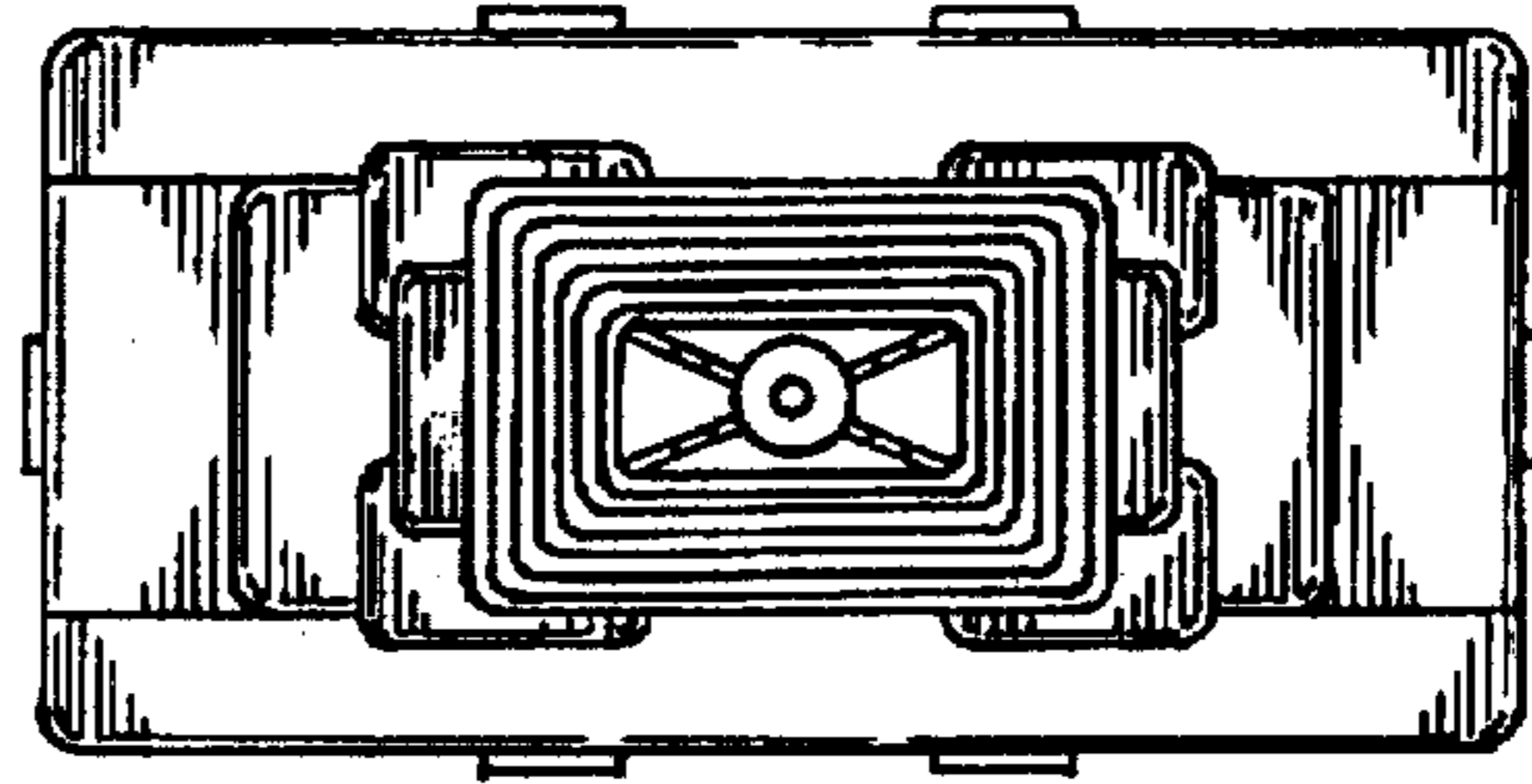


Fig. 5




Fig. 6