



US00D392823S

United States Patent [19]
Miller

[11] **Patent Number: Des. 392,823**
[45] **Date of Patent: **Mar. 31, 1998**

[54] **RACK FOR KITCHEN CONTAINERS**

[75] **Inventor: D. Scott Miller, Orlando, Fla.**
[73] **Assignee: Dart Industries Inc., Orlando, Fla.**
[**] **Term: 14 Years**

[21] **Appl. No.: 63,972**
[22] **Filed: Dec. 19, 1996**

[51] **LOC (6) Cl. 06-04**
[52] **U.S. Cl. D6/514; D7/701**
[58] **Field of Search D7/701, 601; D6/513, D6/514; 211/13.1, 41.11, 74, 89; 248/309.1, 311.2, 312.1, 312**

[56] **References Cited**
U.S. PATENT DOCUMENTS

- D. 203,057 11/1965 Diesinger .
- 1,986,486 1/1935 Swanson .
- 2,494,487 1/1950 Pfeil .
- 2,633,323 3/1953 Burger .
- 2,633,994 4/1953 Brown .
- 2,662,717 12/1953 Johnson .
- 2,783,895 3/1957 Lynch .
- 4,776,469 10/1988 Geleziunas .
- 4,911,310 3/1990 Raishe et al. .
- 4,998,627 3/1991 Elder .

5,242,060 9/1993 Chiang et al. .
5,402,896 4/1995 Gould et al. .

Primary Examiner—Terry A. Wallace
Attorney, Agent, or Firm—John A. Doninger

[57] **CLAIM**

The ornamental design for a rack for kitchen containers, as shown and described.

DESCRIPTION

FIG. 1 is a top and front perspective view of a rack for kitchen containers showing my new design;
 FIG. 2 is a perspective detail of the forward end portions of the left leg thereof thereof;
 FIG. 3 is a bottom and rear perspective view thereof;
 FIG. 4 is a perspective detail of the forward end portion of the center leg thereof;
 FIG. 5 is a top plan view thereof;
 FIG. 6 is a bottom plan view thereof;
 FIG. 7 is a front elevation view thereof;
 FIG. 8 is a rear elevation view thereof;
 FIG. 9 is a left side elevation view thereof;
 FIG. 10 is a right side elevation view thereof;
 FIG. 11 is a cross-section view thereof taken substantially on line 11—11 in FIG. 5; and,
 FIG. 12 is a cross-section view thereof taken substantially on line 12—12 in FIG. 5.

1 Claim, 5 Drawing Sheets

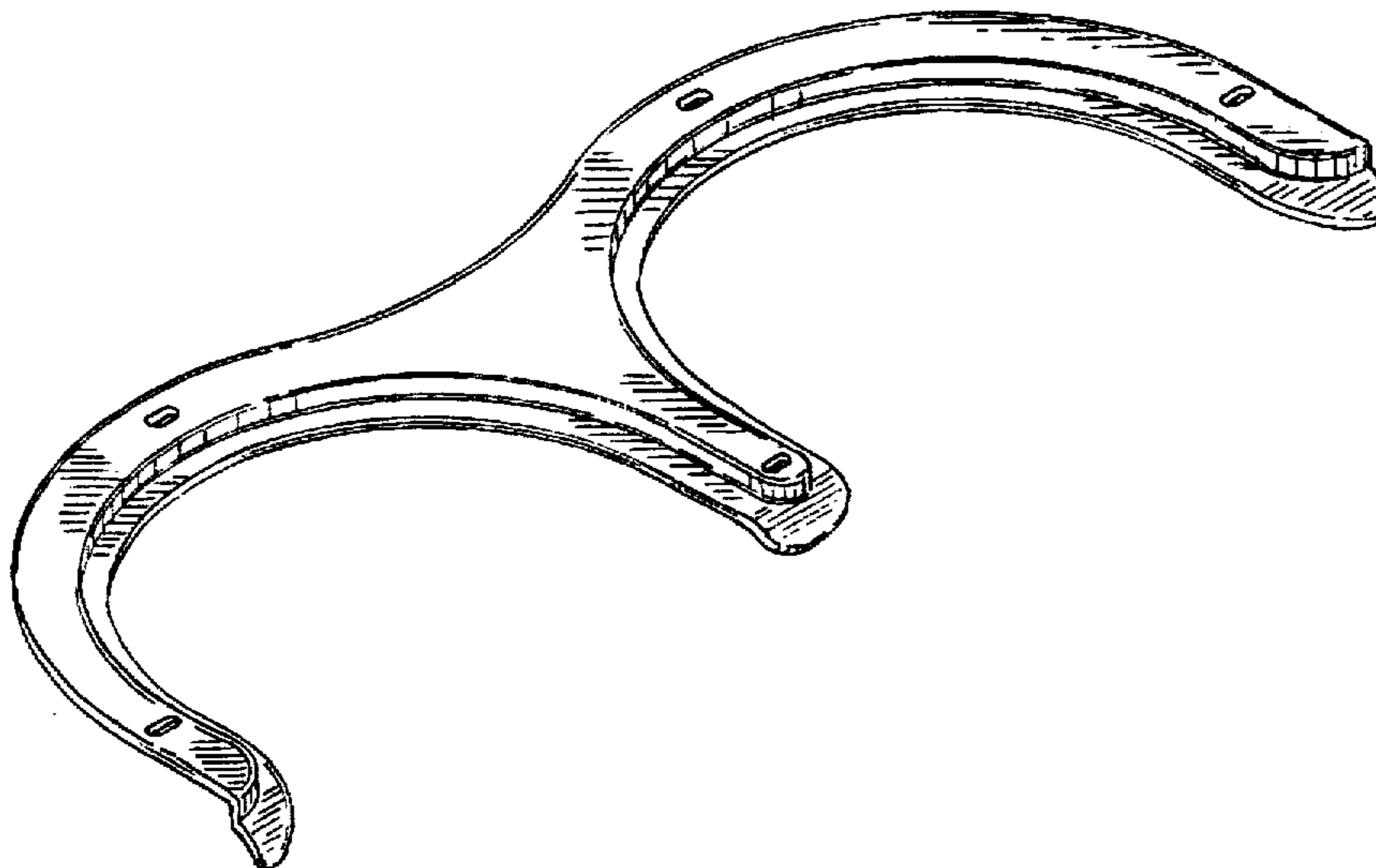


FIG. 1

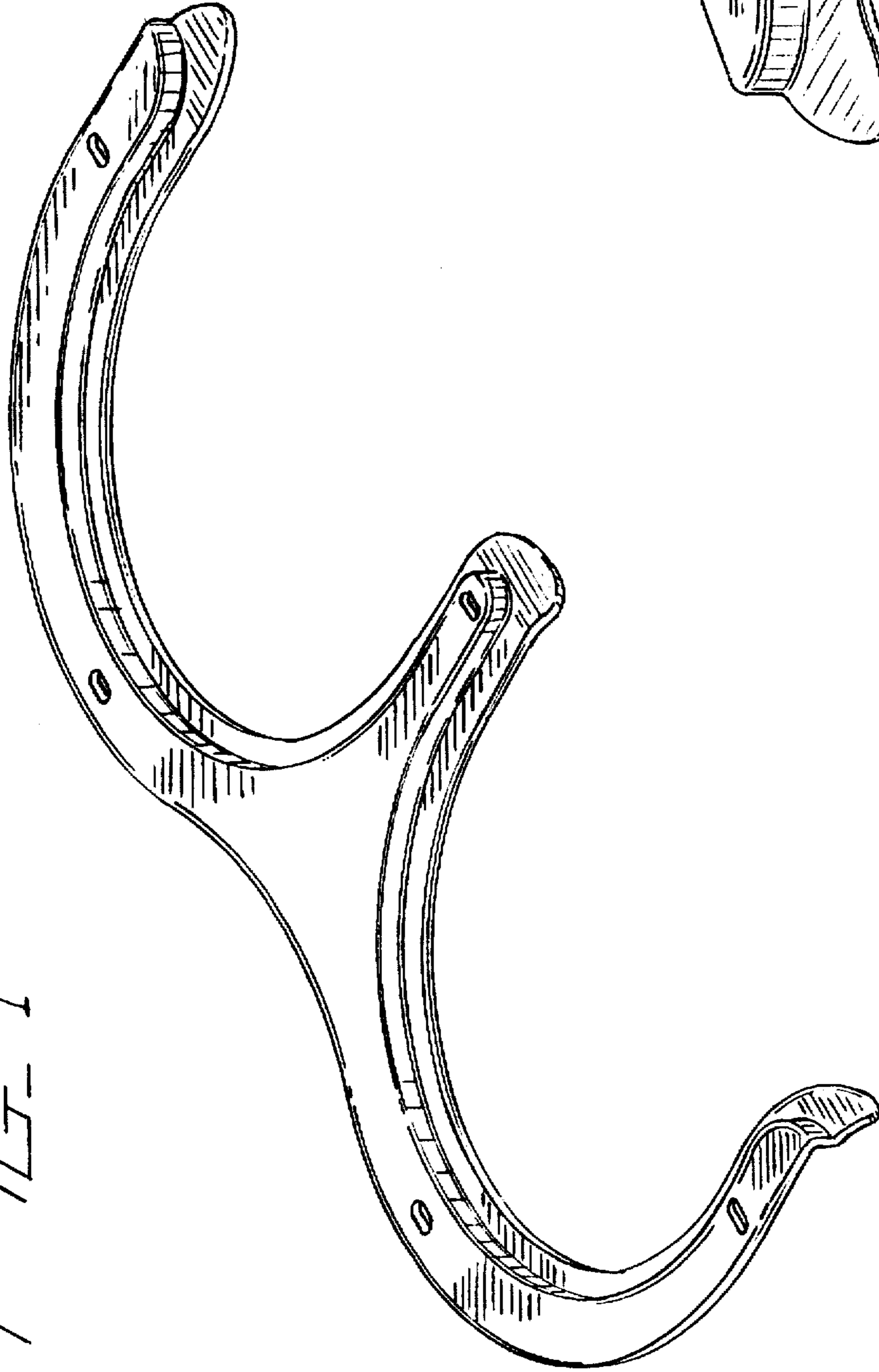
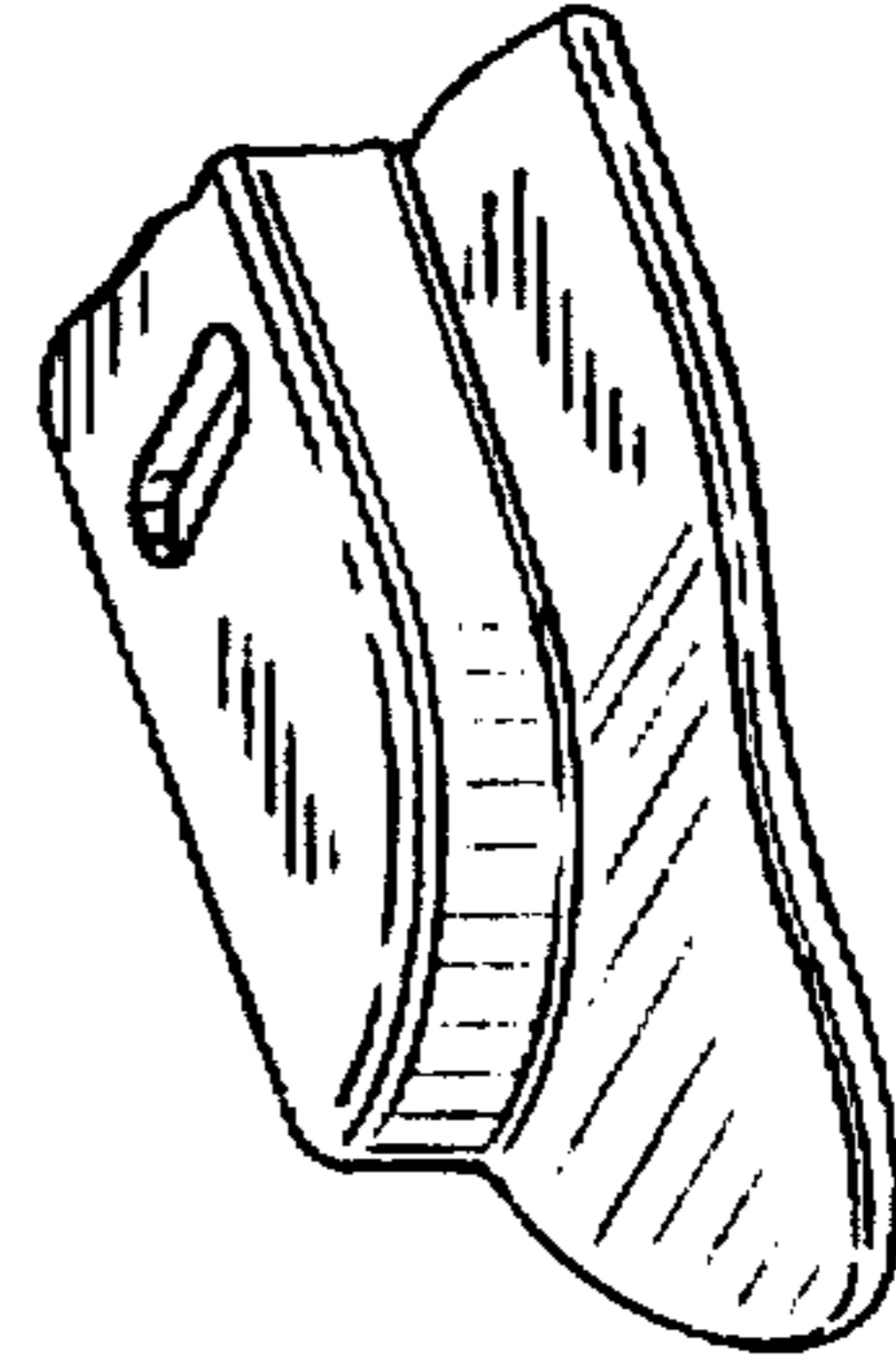
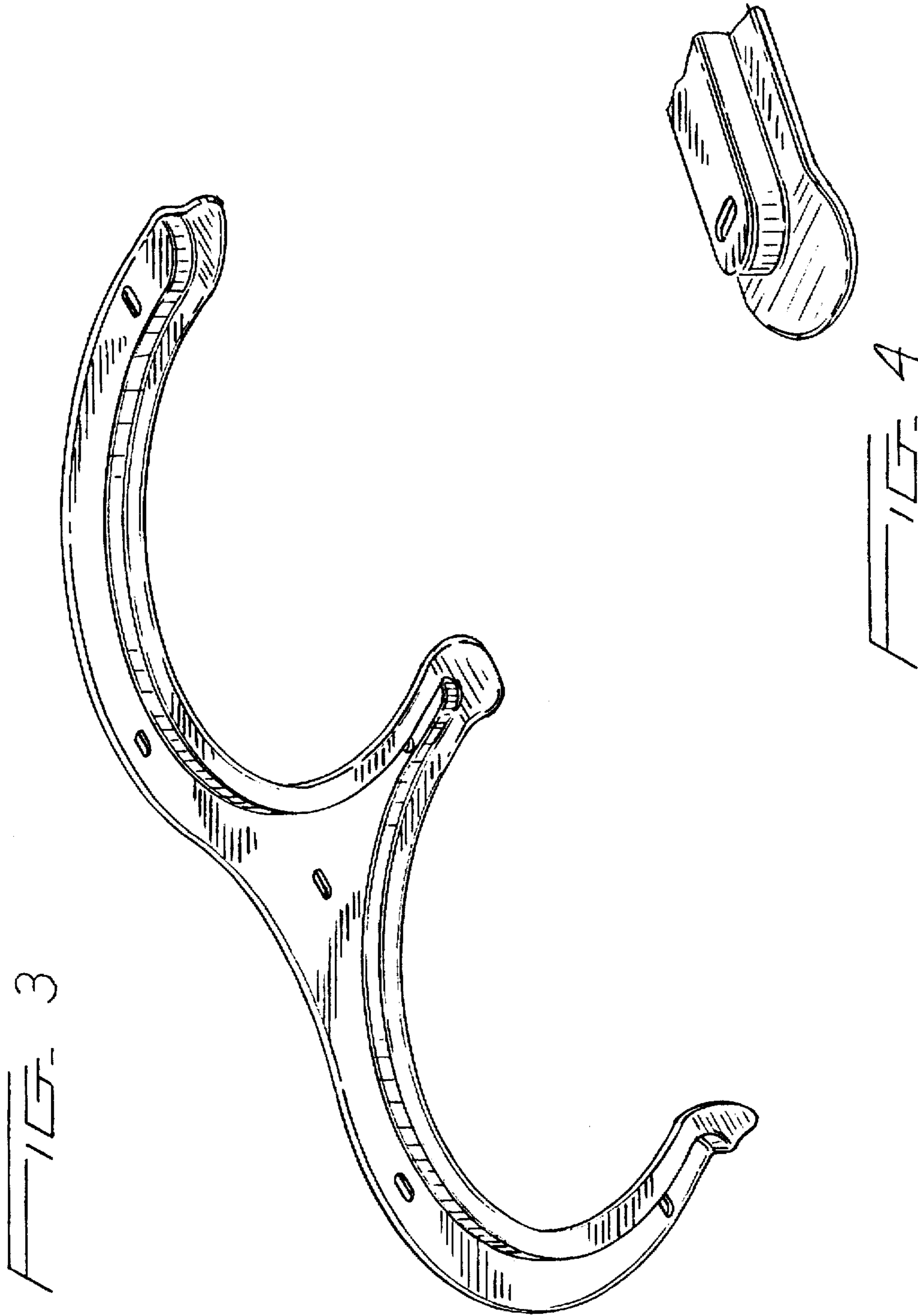
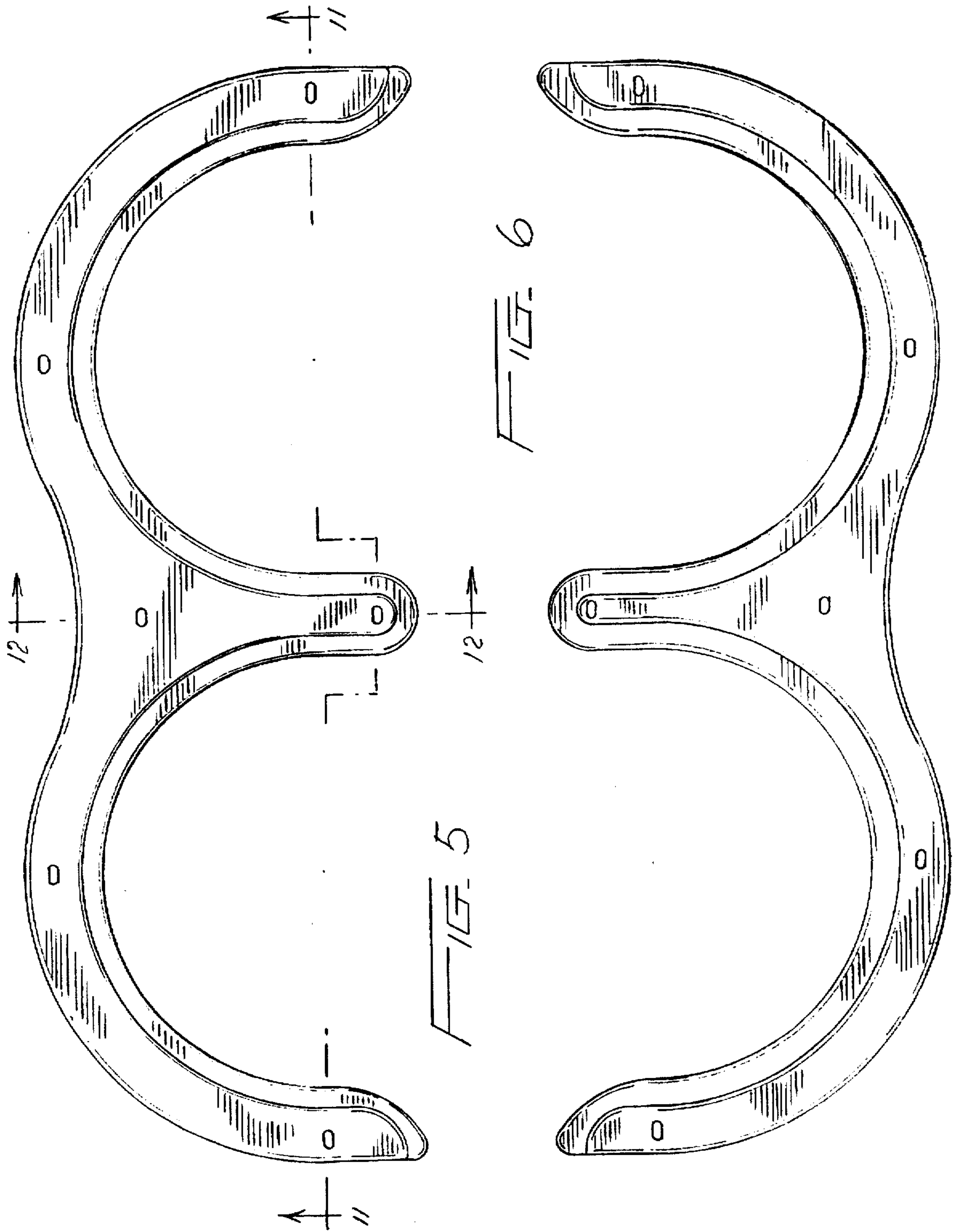


FIG. 2







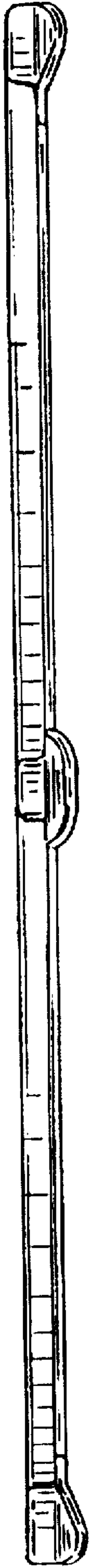


FIG. 7

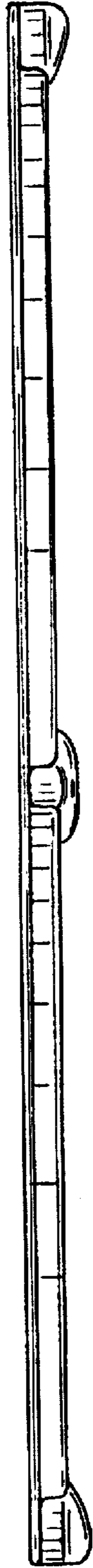


FIG. 8



FIG. 9



FIG. 10



FIG. 11



FIG. 12