



US00D392813S

# United States Patent [19]

Welborn, Jr. et al.

[11] Patent Number: **Des. 392,813**

[45] Date of Patent: **\*\*Mar. 31, 1998**

## [54] COMPUTER WORK STATION

[75] Inventors: **Earl Dalton Welborn, Jr.**, Davidson County, N.C.; **Henry Pyron Long, Jr.**, Henry County, Va.

[73] Assignee: **Hooker Furniture Corporation**, Martinsville, Va.

[\*\*] Term: **14 Years**

[21] Appl. No.: **56,393**

[22] Filed: **Jun. 27, 1996**

[51] LOC (6) Cl. .... **06-04**

[52] U.S. Cl. .... **D6/426**

[58] Field of Search ..... D6/421-428, 429-431, D6/474; 312/194-196, 208, 223; 108/105, 50, 139-143, 94, 95

## [56] References Cited

### U.S. PATENT DOCUMENTS

- D. 227,063 6/1973 Allen .
- D. 303,881 10/1989 Markus .
- D. 324,963 3/1992 LaCour ..... D6/422
- D. 327,791 7/1992 Lechman .
- D. 335,591 5/1993 Lechman .
- D. 354,408 1/1995 Kelly .
- D. 376,707 12/1996 Beason ..... D6/426
- 4,323,291 4/1982 Ball .
- 4,555,150 11/1985 Turnbull .
- 4,712,842 12/1987 Price et al. .
- 4,766,422 8/1988 Wolters et al. .
- 4,852,500 8/1989 Ryburg et al. .

### OTHER PUBLICATIONS

Hooker Furniture Corporation brochure No. 866-10-056, 057 and 058 for Hearthside Cherry Computer Work Station, May 1995.

Hooker Furniture Corporation brochure No. 838-70-056, 057 and 058 for Decorator Group Computer Work Station Aug., 1990.

Hooker Furniture Corporation brochure No. 838-70-057, 058 and 060 for Decorator Group Computer Work Station, May, 1995.

Hooker Furniture Corporation brochure No. 572-10-004, 005 and 006 for Chalet Computer Work Station, Jun., 1996.

Hooker Furniture Corporation brochure No. 065-10-004, 005 and 006 for Decorator Group Computer Work Station, Jun., 1996.

Hooker Furniture Corporation brochure No. 066-10-004, 005 and 006 for Decorator Group Computer Work Station, Jun., 1996.

*Primary Examiner*—Carmen H. Vales-Lado  
*Attorney, Agent, or Firm*—J. Michael Martinez de Andino; McGuire, Woods, Battle & Boothe, L.L.P.


## [57] CLAIM

The ornamental design for a computer work station, as shown and described.

## DESCRIPTION

FIG. 1 is a front left side perspective view of a computer work station showing my new design;  
FIG. 2 is a front elevational view thereof;  
FIG. 3 is a left side elevational view thereof;  
FIG. 4 is a right side elevational view thereof; and,  
FIG. 5 is a top plan view thereof.

**1 Claim, 5 Drawing Sheets**






FIG. 1





FIG. 2

FIG. 3



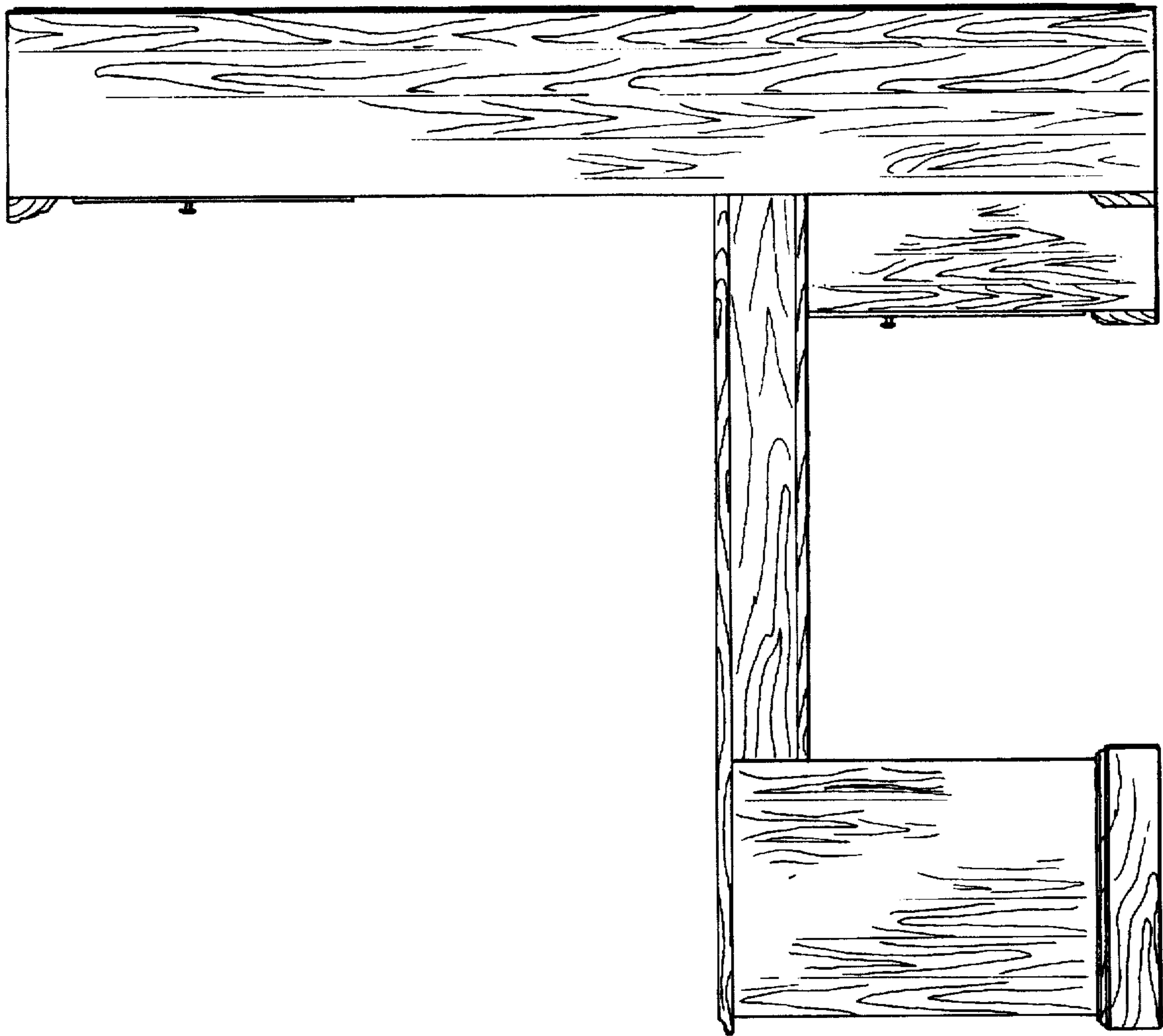


FIG. 4

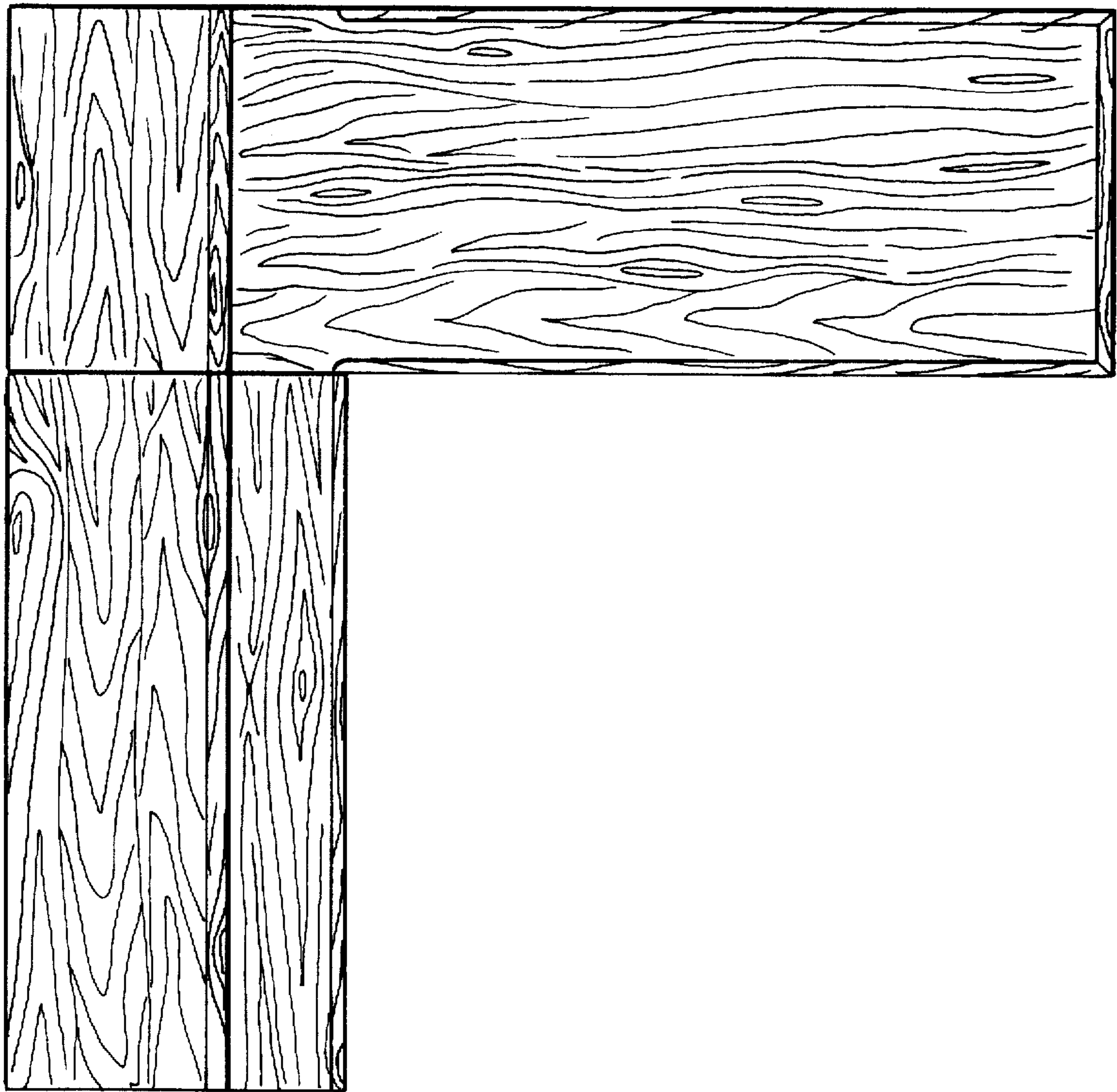


FIG. 5