



US00D392803S

**United States Patent** [19]  
**Pohlman**

[11] **Patent Number:** **Des. 392,803**  
[45] **Date of Patent:** **\*\*Mar. 31, 1998**

[54] **CARRYING CASE**

[75] **Inventor:** **Joe Kipton Pohlman**, Los Angeles, Calif.

[73] **Assignee:** **Mattel, Inc.**, El Segundo, Calif.

[\*\*] **Term:** **14 Years**

[21] **Appl. No.:** **61,762**

[22] **Filed:** **Oct. 30, 1996**

[51] **LOC (6) Cl.** ..... **03-01**

[52] **U.S. Cl.** ..... **D3/282**

[58] **Field of Search** ..... **D3/281, 276, 282, D3/905, 273; 206/315.11, 349, 372, 373; 190/111, 112, 113, 114, 115**

[56] **References Cited**

**U.S. PATENT DOCUMENTS**

- D. 196,544 10/1963 Sundberg .
- D. 211,311 6/1968 Christen ..... D3/282
- D. 234,545 3/1975 De Tomaso et al. .
- D. 242,083 10/1976 Jean .
- D. 257,191 10/1980 Wilcox .
- D. 260,454 9/1981 Pepicelli, Jr. et al. .... D3/282
- D. 286,231 10/1986 Werk .
- D. 287,070 12/1986 Staubitz et al. .
- D. 294,776 3/1988 Gander et al. .... D3/282
- D. 296,497 7/1988 Kime ..... D3/282
- D. 308,915 7/1990 Lanius .

- D. 311,799 10/1990 Embree et al. .
- D. 314,082 1/1991 Kime ..... D3/282
- D. 314,706 2/1991 Craft, Jr. et al. .... D9/423
- D. 322,276 12/1991 Paque .
- D. 323,742 2/1992 Breen ..... D3/282
- D. 346,403 4/1994 Ros ..... D3/282
- D. 351,504 10/1994 Tarozzi ..... D3/276
- D. 351,727 10/1994 Tarozzi ..... D3/276
- D. 356,890 4/1995 Ryaa ..... D3/276
- 3,623,783 11/1971 Gallant ..... 312/208
- 4,344,646 8/1982 Michel ..... 292/87
- 4,765,457 8/1988 Rayhle ..... 206/1.8

*Primary Examiner*—Philip S. Hyder  
*Attorney, Agent, or Firm*—Kolisch, Hartwell, Dickinson, McCormack & Heuser

[57] **CLAIM**

The ornamental design for a carrying case, as shown and described.

**DESCRIPTION**

FIG. 1 is an isometric view of a carrying case showing the new design;  
FIG. 2 is a bottom plan view thereof;  
FIG. 3 is a front elevational view thereof;  
FIG. 4 is a top plan view thereof;  
FIG. 5 is a side elevational view thereof, the opposite side being a mirror image; and  
FIG. 6 is a rear elevational view thereof.

**1 Claim, 2 Drawing Sheets**



FIG. 1

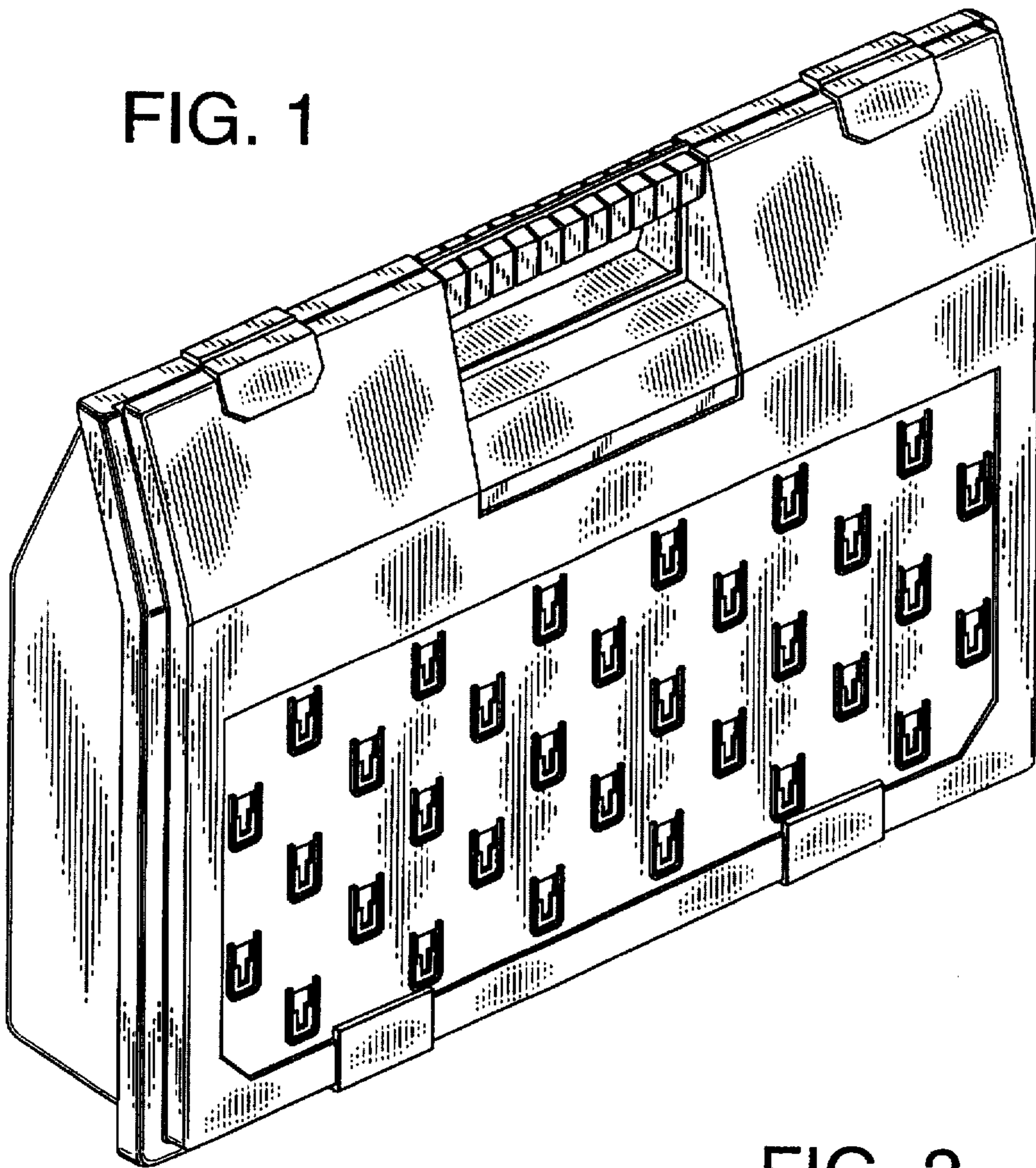


FIG. 2

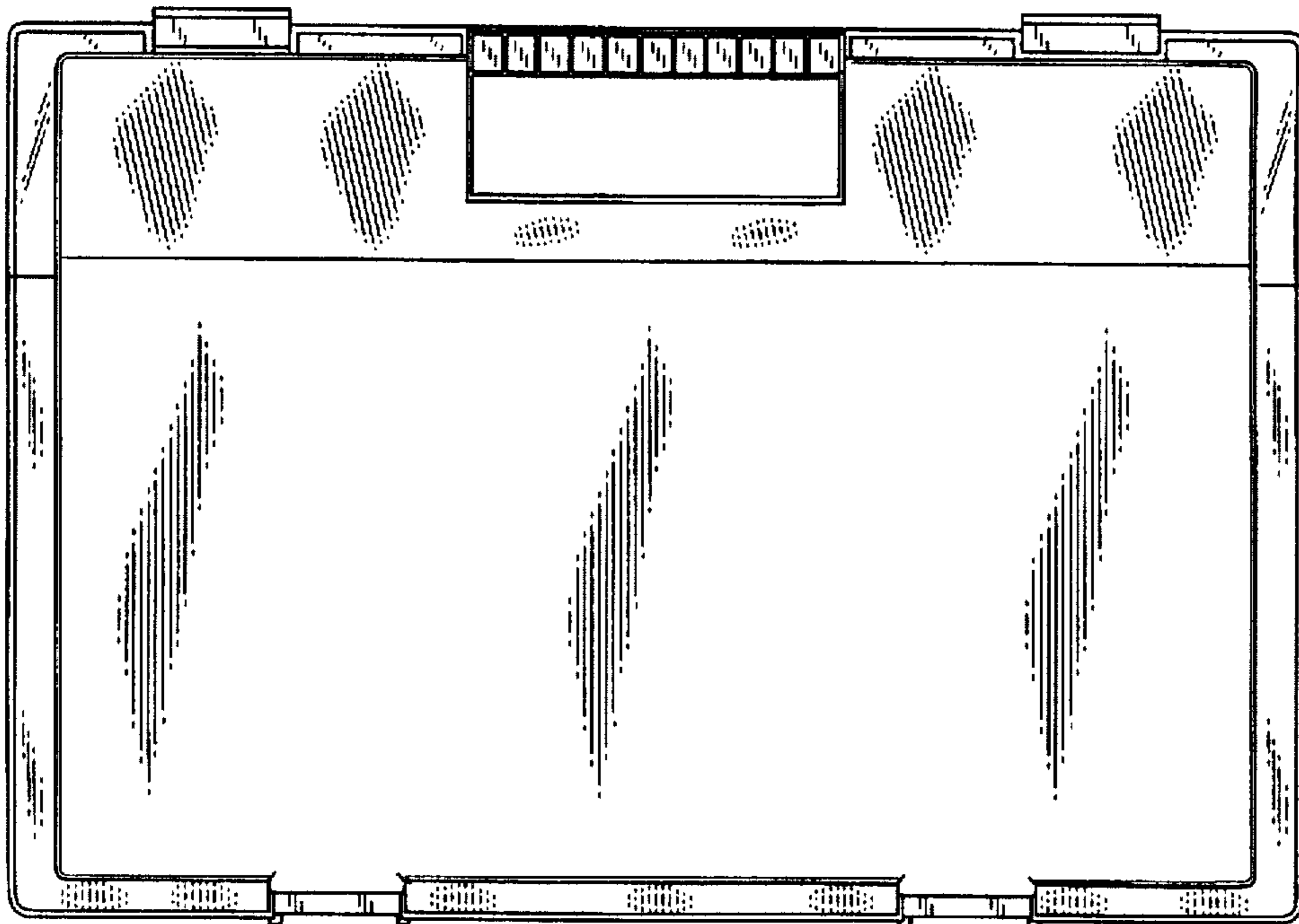


FIG. 3

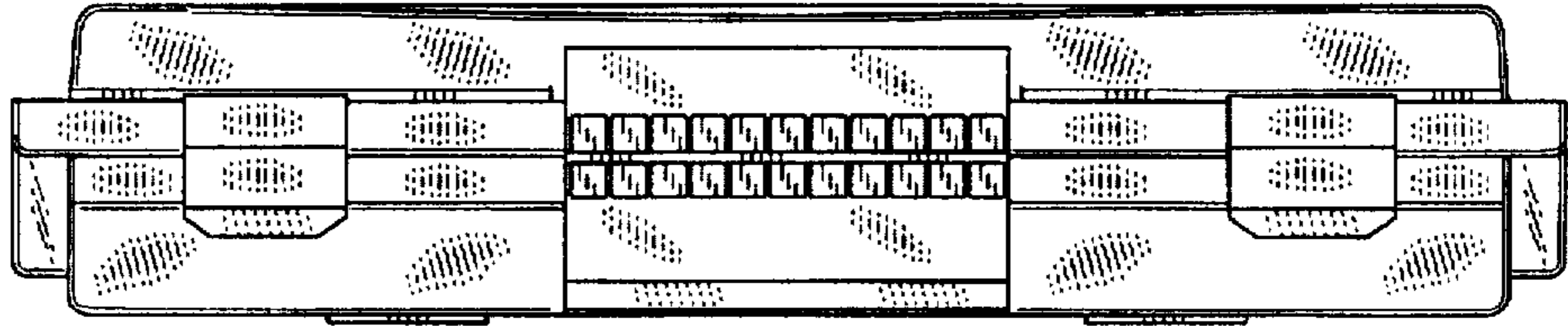


FIG. 5




FIG. 4

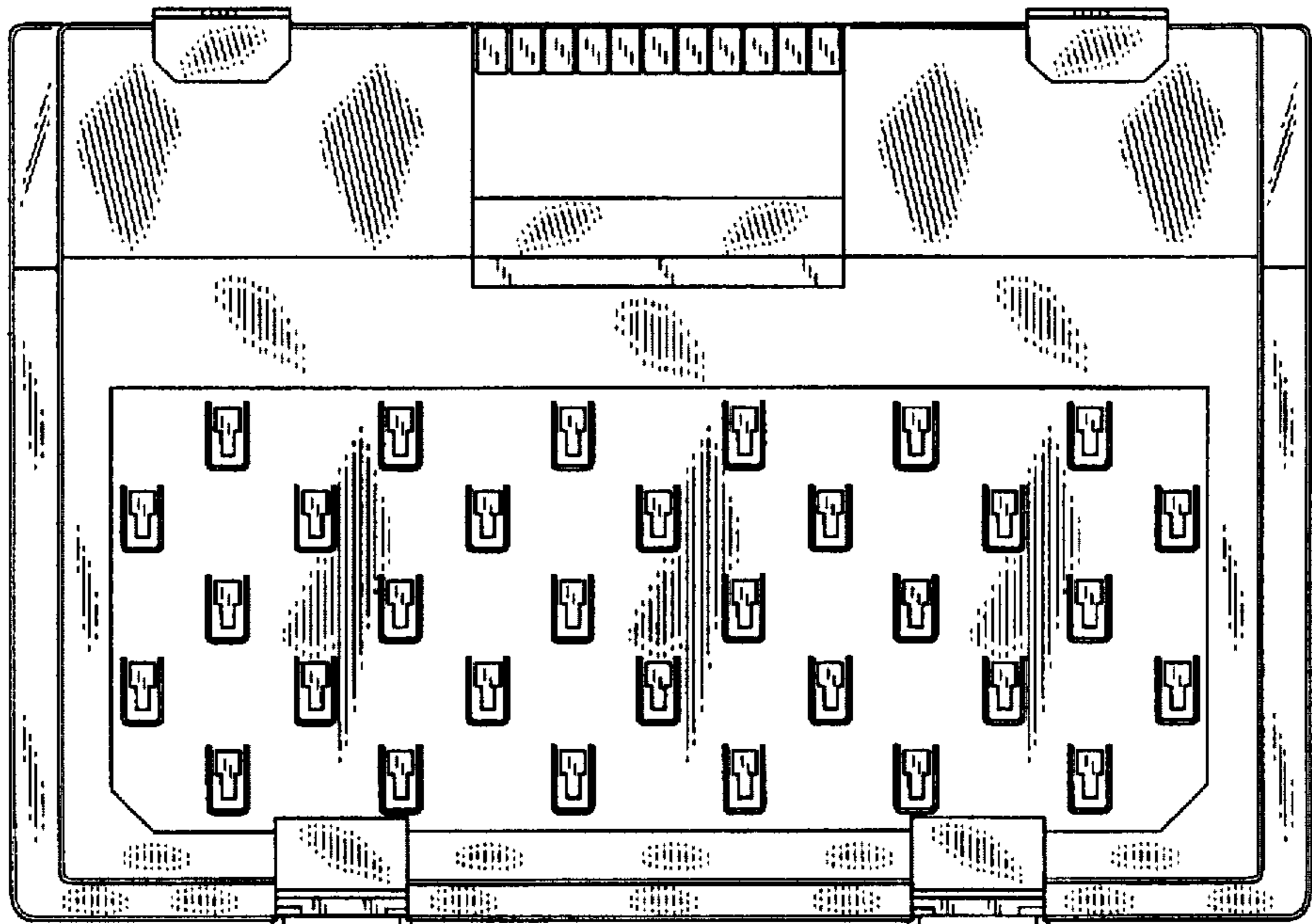


FIG. 6

