



US00D392799S

**United States Patent** [19]  
**Perrin**

[11] **Patent Number: Des. 392,799**

[45] **Date of Patent: \*\*Mar. 31, 1998**

[54] **FISHING BELT**

[76] **Inventor: Paul S. Perrin, 5651 Beechnut, Houston, Tex. 77096**

[\*\*] **Term: 14 Years**

[21] **Appl. No.: 35,024**

[22] **Filed: Feb. 17, 1995**

[51] **LOC (6) Cl. .... 03-99**

[52] **U.S. Cl. .... D3/221**

[58] **Field of Search .... D3/215, 221, 224, D3/226; 224/148, 205, 219, 222, 224, 226, 250, 252, 253, 901, 920; D2/624, 627; 2/311, 318, 322, 338**

[56] **References Cited**

**U.S. PATENT DOCUMENTS**

D. 193,166 7/1962 Hengst ..... D3/221  
D. 241,285 9/1976 Troutman ..... D3/224

D. 278,761 5/1985 Fuller ..... D3/218  
D. 290,549 6/1987 Smith ..... D3/221  
D. 356,659 3/1995 Glass ..... D2/627 X  
D. 359,158 6/1995 Miramontes ..... D2/624  
450,050 4/1891 Whittaker ..... 2/318  
4,472,839 9/1984 Johansen ..... D2/627 X

*Primary Examiner*—Doris V. Coles  
*Assistant Examiner*—Catherine R. Oliver  
*Attorney, Agent, or Firm*—Keeling Law Firm

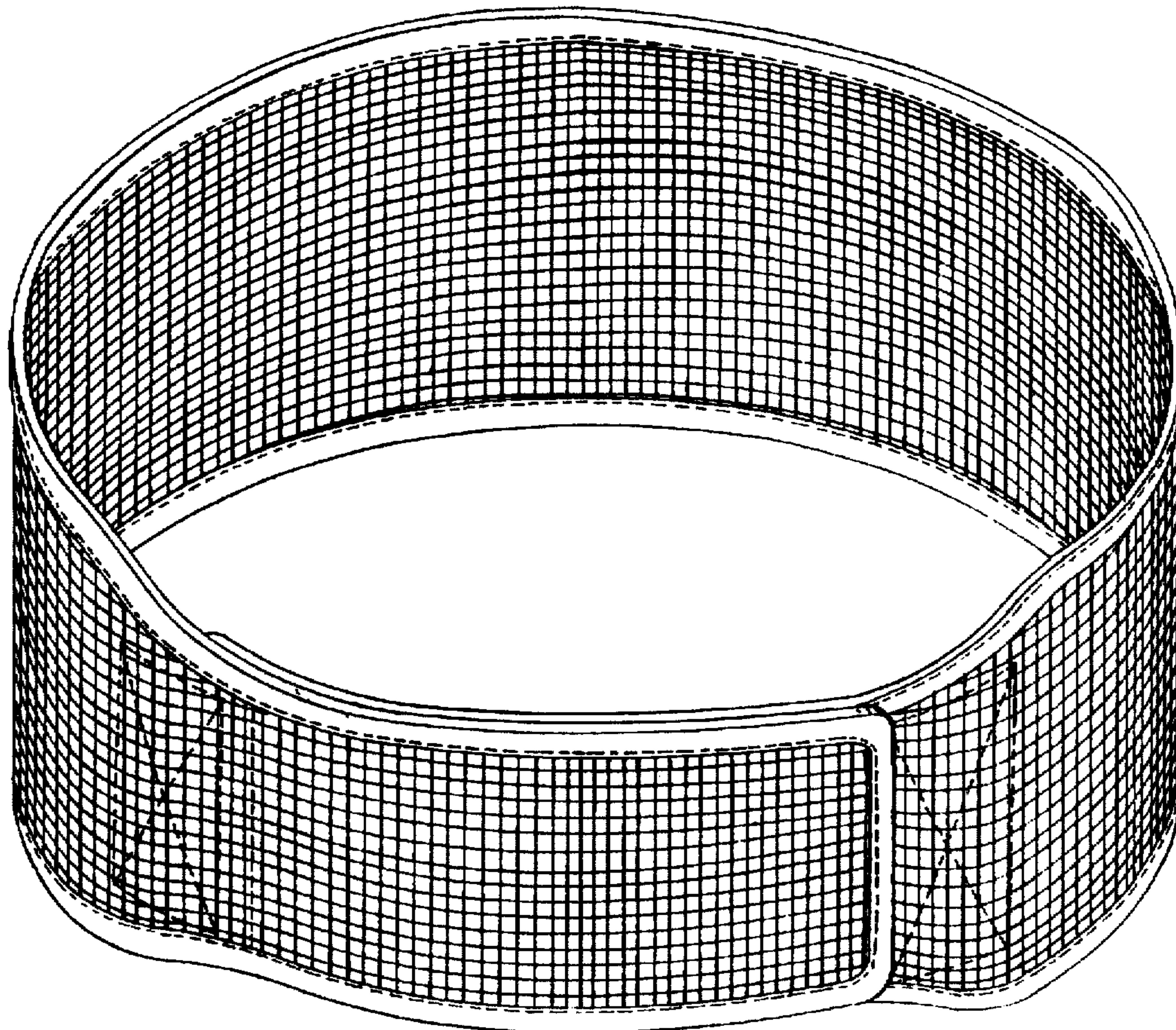
[57] **CLAIM**

The ornamental design for a fishing belt, as shown.

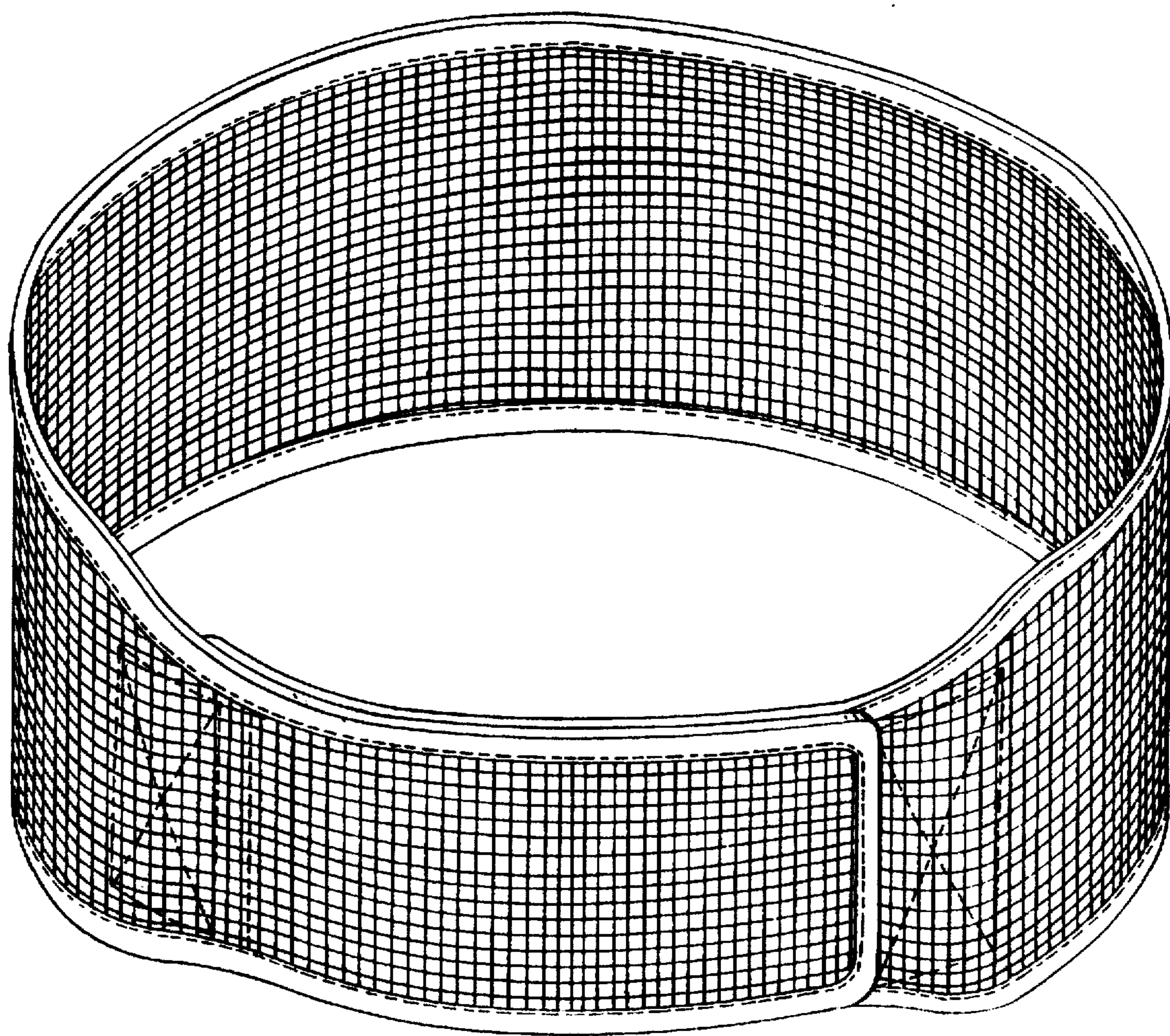
**DESCRIPTION**

FIG. 1 is an isometric view of the fishing belt;  
FIG. 2 is a front elevational view thereof;  
FIG. 3 is a rear elevational view thereof;  
FIG. 4 is a top view thereof; and,  
FIG. 5 is a bottom view thereof.


**1 Claim, 3 Drawing Sheets**








*Fig. 1*



*Fig. 2*



*Fig. 3*



*Fig. 4*



*Fig. 5*