



US00D392797S

**United States Patent** [19]  
**Kampe**

[11] **Patent Number:** **Des. 392,797**  
[45] **Date of Patent:** **\*\*Mar. 31, 1998**

[54] **KEYRING PENDANT**  
[75] **Inventor:** **Gerhard Kampe**, Kassel, Germany  
[73] **Assignee:** **HEWI Heinrich Wilke GmbH**,  
Arolsen, Germany  
[\*\*] **Term:** **14 Years**

D. 248,190 6/1978 Motzer ..... D3/207  
3,111,152 11/1963 Goessling ..... D3/207  
3,589,155 6/1971 Kamp ..... D3/207  
4,164,132 8/1979 Loman ..... 70/456 R

*Primary Examiner*—Ralf Seifert  
*Attorney, Agent, or Firm*—Michael J. Striker

[21] **Appl. No.:** **63,525**  
[22] **Filed:** **Dec. 10, 1996**

[57] **CLAIM**

The ornamental design for a keyring pendant, as shown and described.

[30] **Foreign Application Priority Data**  
Jun. 12, 1996 [DE] Germany ..... M 96 04 963.4  
[51] **LOC (6) Cl.** ..... **03-01**  
[52] **U.S. Cl.** ..... **D3/207**  
[58] **Field of Search** ..... D3/207-211, 221;  
70/456 R, 456 B, 457, 458; 24/3.6

**DESCRIPTION**

FIG. 1 is a front perspective view of a keyring pendant showing my new design;  
FIG. 2 is a front plan view thereof;  
FIG. 3 is a left side view thereof;  
FIG. 4 is a rear view thereof;  
FIG. 5 is a right side view thereof;  
FIG. 6 is a top plan view thereof; and,  
FIG. 7 is a bottom plan view thereof.  
Any undisclosed surface area in any figure is without ornamentation.

[56] **References Cited**  
**U.S. PATENT DOCUMENTS**  
D. 178,484 8/1956 Bacon ..... D3/207

**1 Claim, 2 Drawing Sheets**

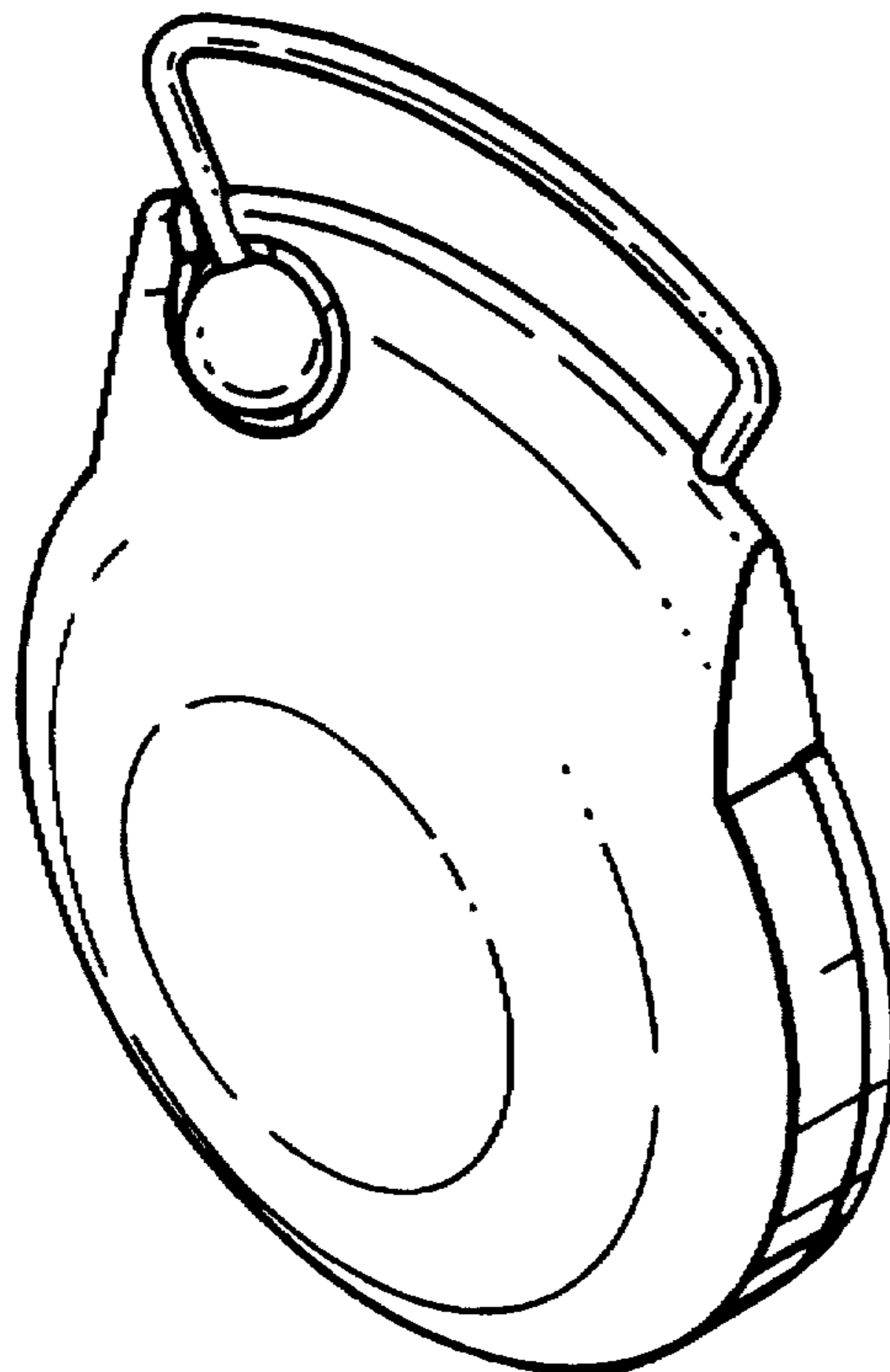


Fig.1.

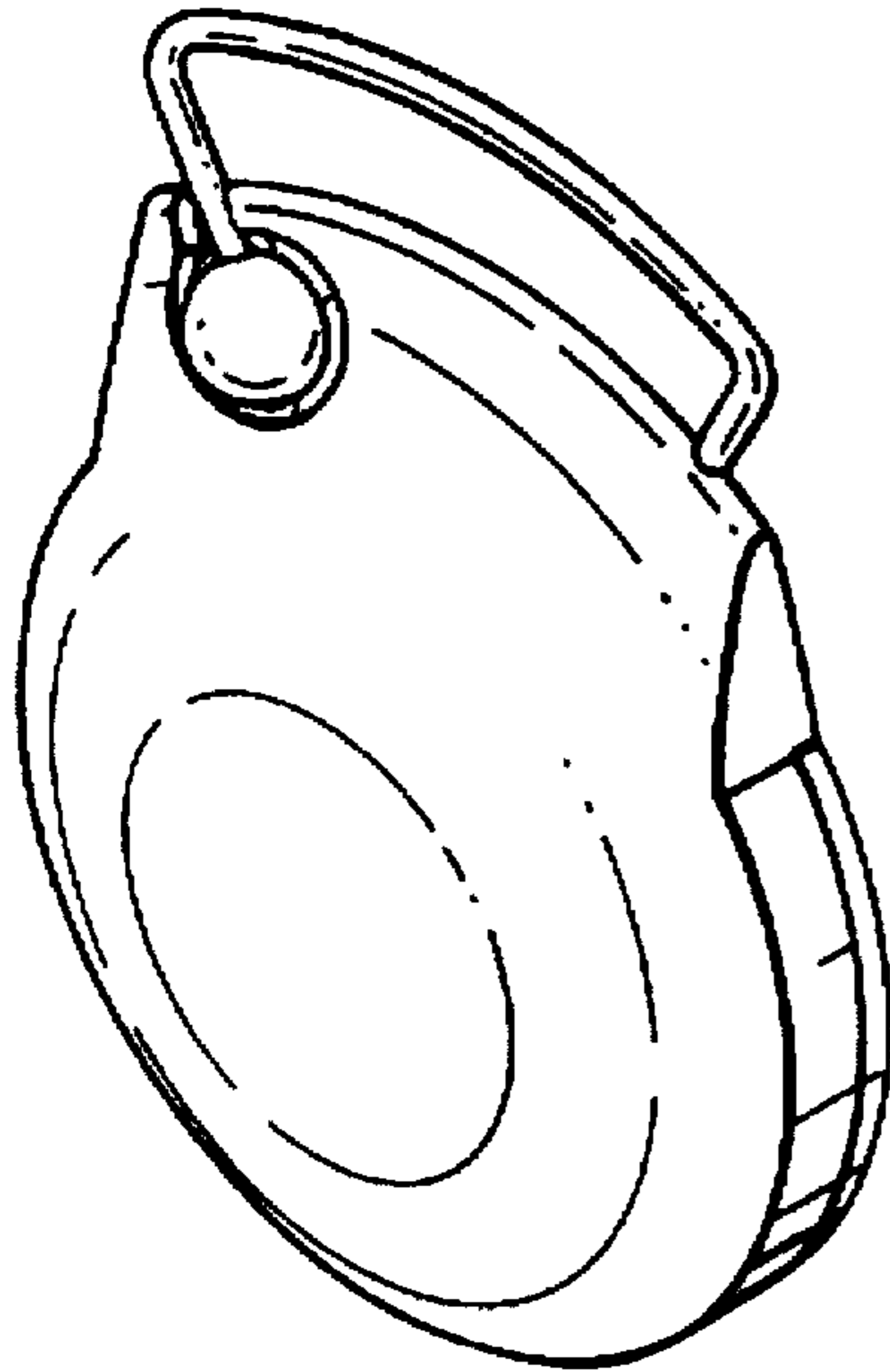


Fig.2.

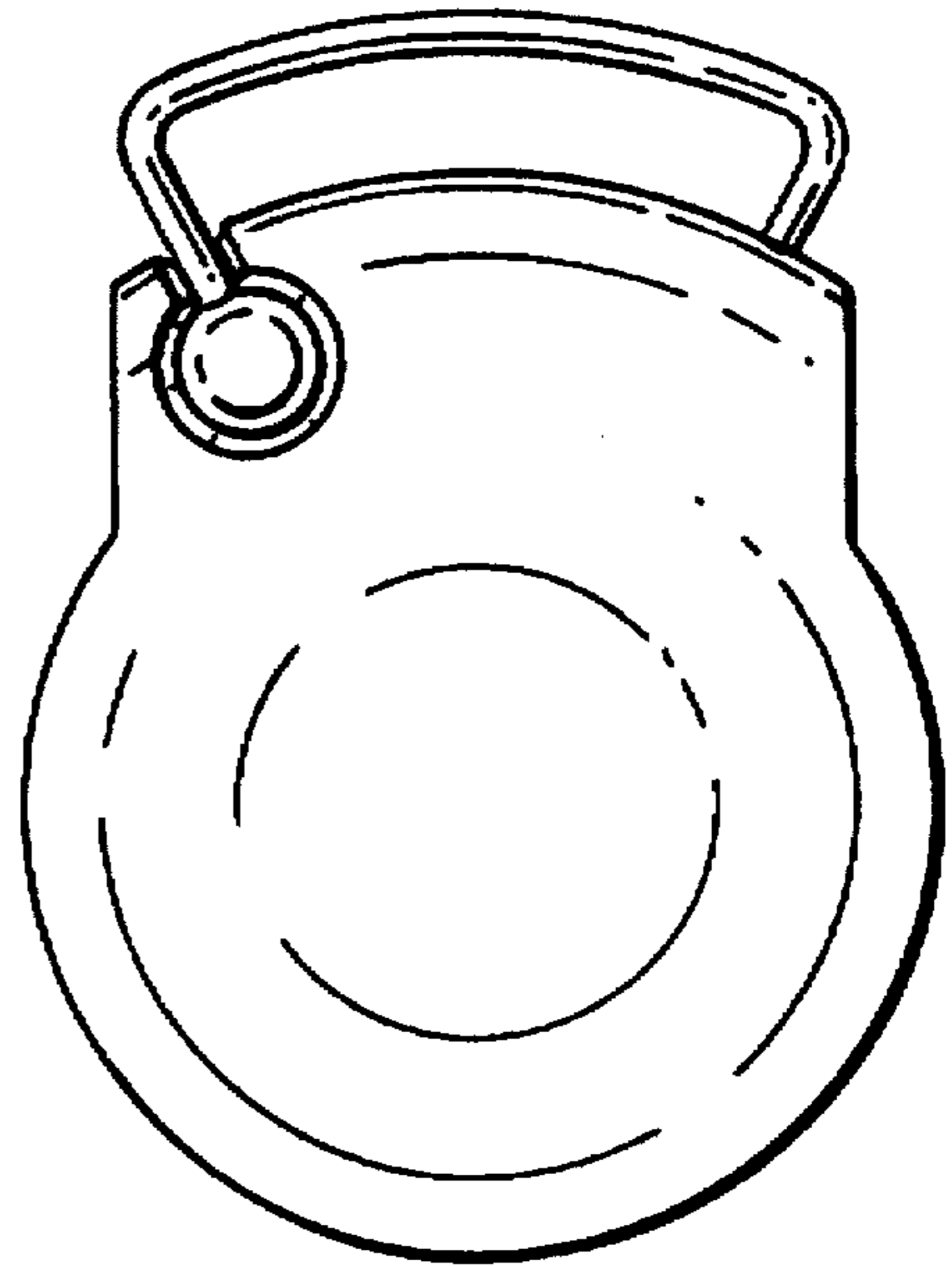


Fig.3.



Fig.4.

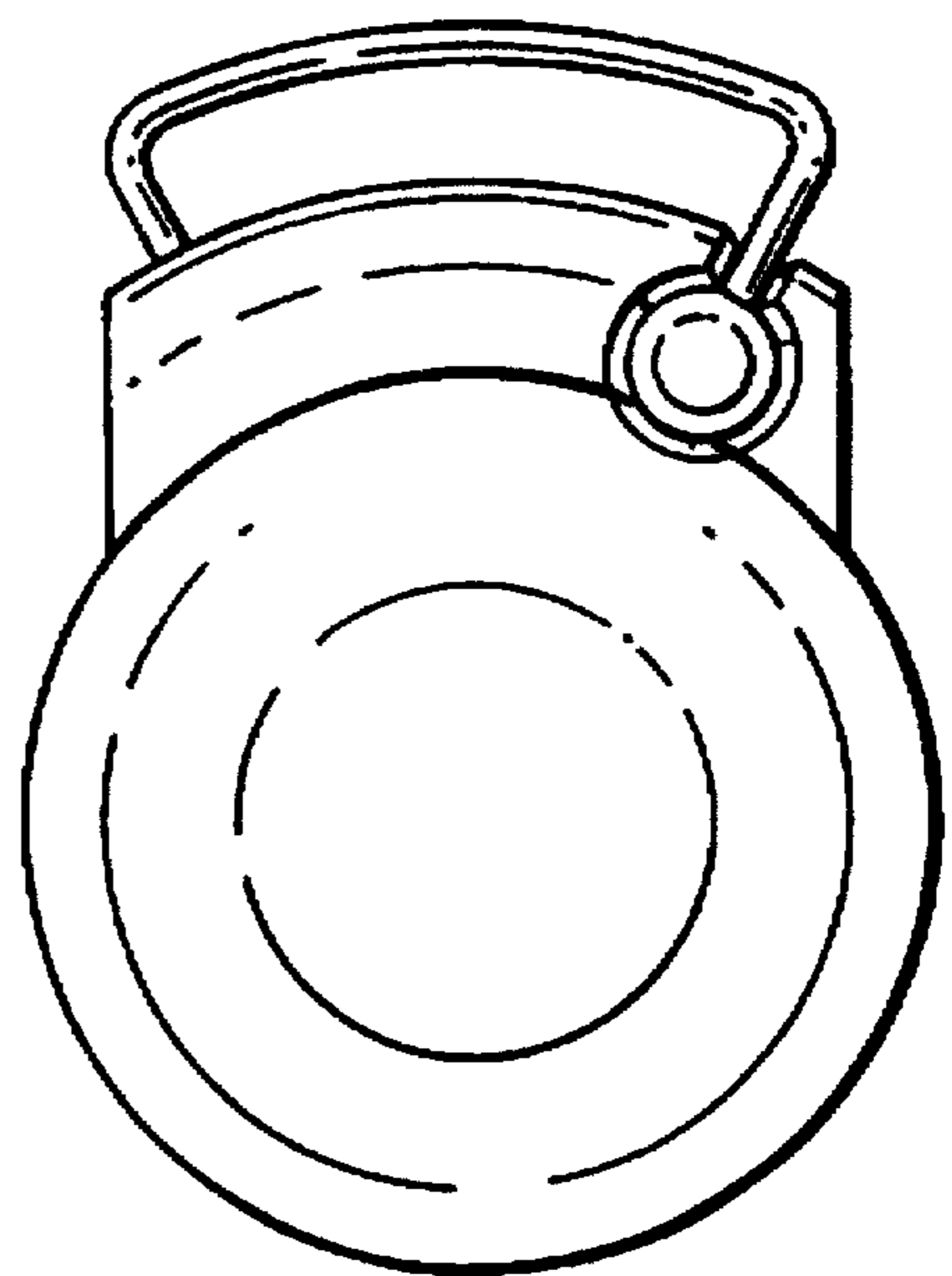


Fig.5.



Fig.6.




Fig.7.

