



US00D392796S

United States Patent [19]
North

[11] **Patent Number:** **Des. 392,796**

[45] **Date of Patent:** ****Mar. 31, 1998**

[54] **WALLET FOR GUITAR PLECTRUMS**

[76] **Inventor:** **Anthony R. North, 9 Fyfield Road,
London SW9, United Kingdom**

[**] **Term:** **14 Years**

[21] **Appl. No.:** **57,917**

[22] **Filed:** **Aug. 5, 1996**

[30] **Foreign Application Priority Data**

Mar. 6, 1996 [GB] **United Kingdom** 2054679

[51] **LOC (6) Cl.** **03-01**

[52] **U.S. Cl.** **D3/204**

[58] **Field of Search** D3/204, 247, 251,
D3/249; D9/456, 433, 415; 206/45.28,
45.29, 806, 39.7, 5.1, 314; 229/87.01, 87.18,
87.07; 150/152, 162; D17/20

[56] **References Cited**

U.S. PATENT DOCUMENTS

- D. 331,318 12/1992 Abel et al. D3/204
- D. 358,253 5/1995 Wong D3/247

- D. 380,292 7/1997 Funk D3/204
- 814,205 3/1906 Hawes D3/247 X
- 1,625,651 4/1927 Gretsch 206/314 X
- 2,327,301 8/1943 Davis 206/6.1 X
- 3,352,416 11/1967 Lo Duca 206/314
- 3,670,871 6/1972 Thomas 206/314
- 4,089,412 5/1978 Baugh 206/314
- 5,299,485 4/1994 Denton D17/20 X

Primary Examiner—Prabhakar G. Deshmukh
Attorney, Agent, or Firm—Bachman & LaPointe, P.C.

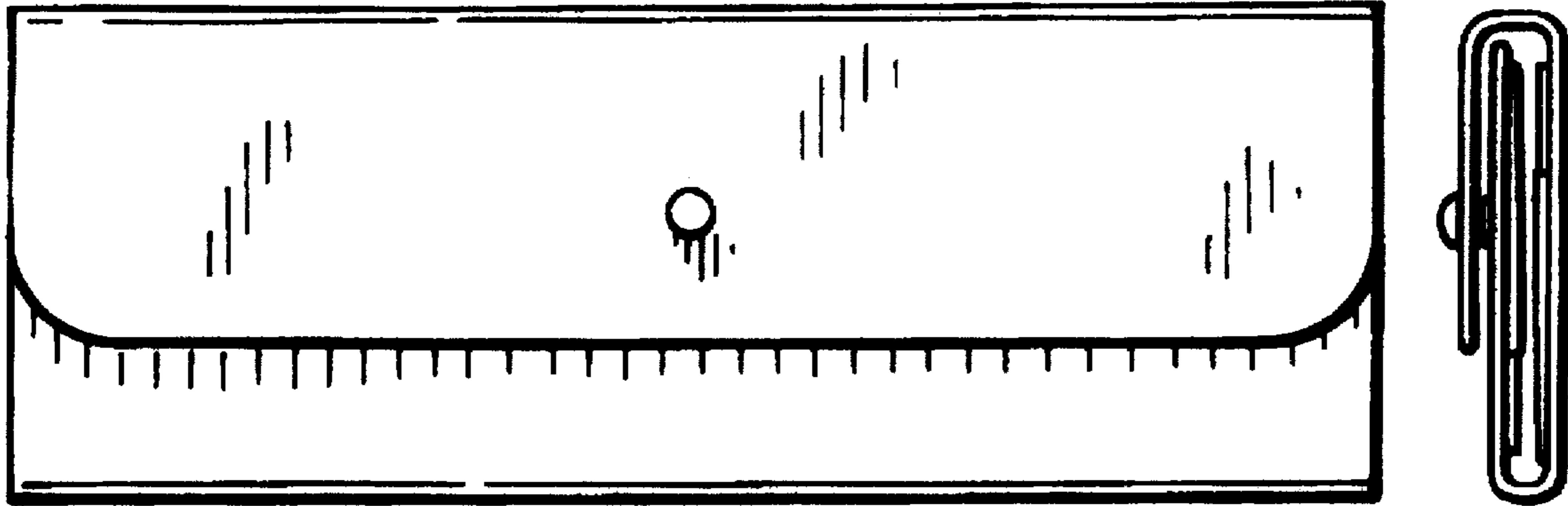
[57] **CLAIM**

The ornamental design for the wallet for guitar plectrums, as shown and as described.

DESCRIPTION

FIG. 1 is a front elevational view of a wallet for guitar plectrums showing my new design;
FIG. 2 is a side elevational view thereof;
FIG. 3 is a front elevational view thereof; shown in an unfolded position; and,
FIG. 4 is a side elevational view of FIG. 3.
The broken lines represent fold lines.

1 Claim, 1 Drawing Sheet



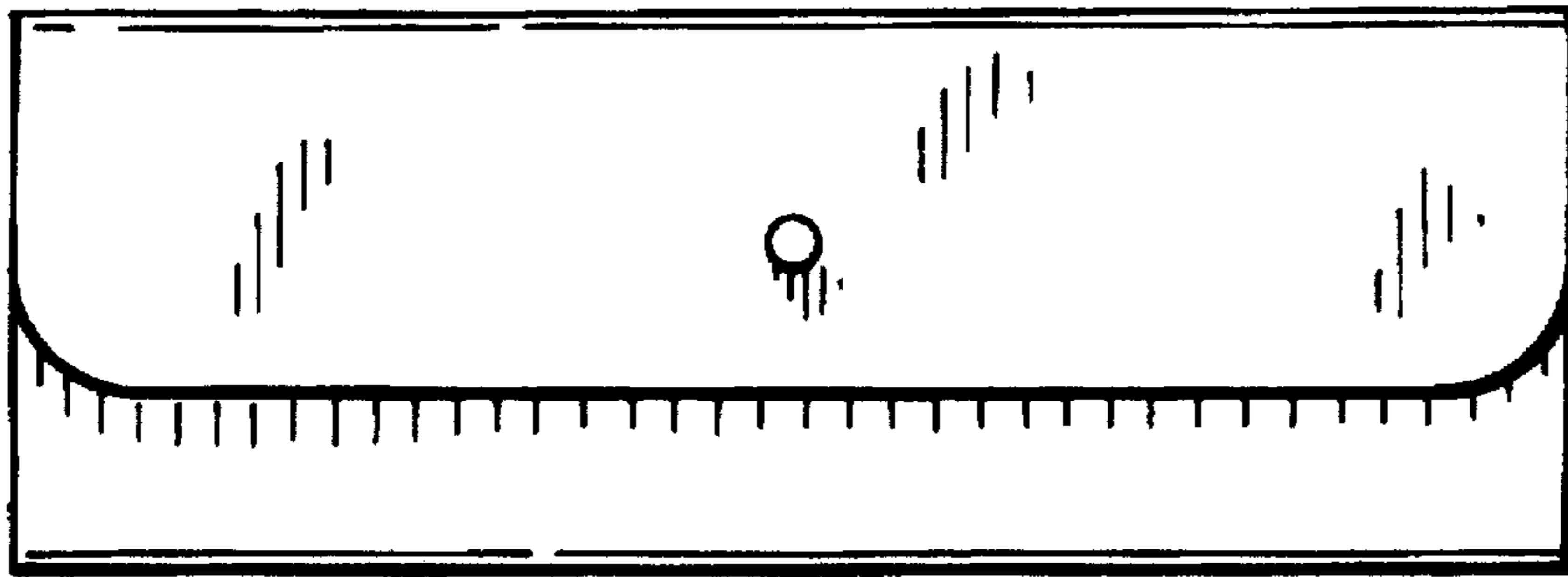


FIG. 1.



FIG. 2.

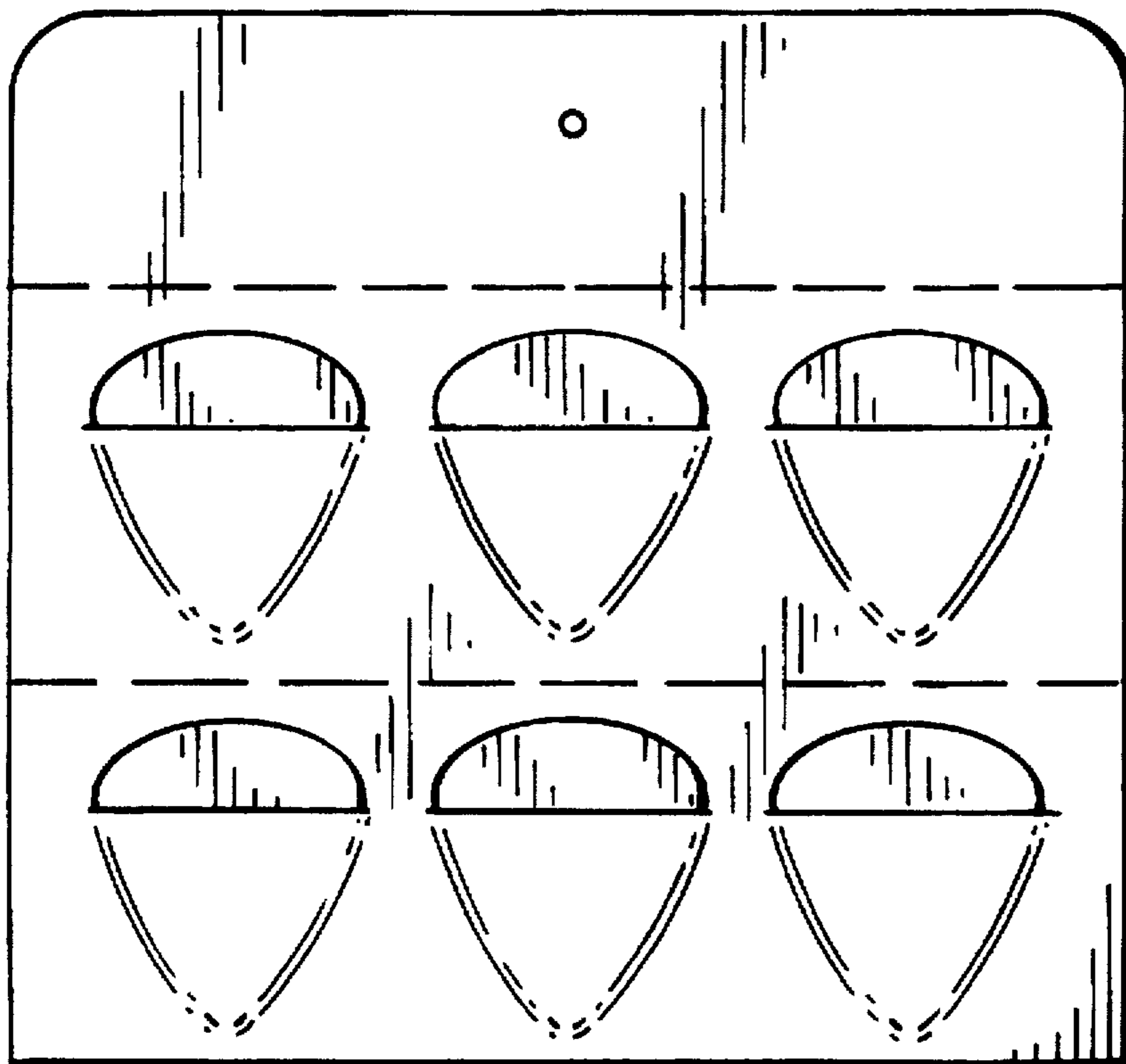


FIG. 3.



FIG. 4.