

US00D392787S

United States Patent [19]
Barratt

[11] **Patent Number:** **Des. 392,787**
[45] **Date of Patent:** ****Mar. 31, 1998**

[54] **TEA BAG**

[75] **Inventor:** **Steven John Barratt, Merseyside, England**
[73] **Assignee:** **Premier Brand (UK) Limited, England**
[**] **Term:** **14 Years**

[21] **Appl. No.:** **58,067**
[22] **Filed:** **Aug. 7, 1996**

[51] **LOC (6) Cl.** **07-02**
[52] **U.S. Cl.** **D1/199; 426/79**
[58] **Field of Search** **D1/199, 130, 124, D1/118, 127, 126, 128; 426/77-84**

[56] **References Cited**

U.S. PATENT DOCUMENTS

| | | | | |
|------------|---------|------------------|-------|----------|
| D. 293,731 | 1/1988 | Fry et al. | | D1/199 |
| D. 301,280 | 5/1989 | Craig et al. | | D1/102 |
| D. 365,191 | 12/1995 | Bradfield et al. | | D1/199 |
| 1,209,485 | 12/1916 | Peal | | 426/83 |
| 2,149,213 | 3/1939 | Webber | | 426/83 |
| 2,791,324 | 5/1957 | Knoop et al. | | 426/79 X |
| 2,793,120 | 5/1957 | Bennett | | 426/79 |
| 4,828,851 | 5/1989 | Romagnoli | | 426/834 |
| 5,082,676 | 1/1992 | Love et al. | | 426/79 |

FOREIGN PATENT DOCUMENTS

| | | | | |
|---------|---------|--------------------|-------|--------|
| 385967 | 6/1988 | Austria | . | |
| 58932 | of 1939 | Denmark | | 426/81 |
| 118938 | 10/1970 | Denmark | . | |
| 548057 | 6/1993 | European Pat. Off. | . | |
| 2278822 | 12/1994 | United Kingdom | . | |

Primary Examiner—Pamela J. Burgess
Attorney, Agent, or Firm—Klauber & Jackson

[57] **CLAIM**

The ornamental design for a tea bag, as shown and described.

DESCRIPTION

FIG. 1 is a top plan view of a tea bag showing my new design, the undisclosed bottom being a mirror image;
FIG. 2 is a front elevational view thereof, the undisclosed rear being a mirror image;
FIG. 3 is a left side elevational view thereof, the undisclosed right side being a mirror image;
FIG. 4 is a top plan view of a second embodiment of FIG. 1, the undisclosed bottom being a mirror image;
FIG. 5 is a front elevational view thereof, the undisclosed rear being a mirror image; and,
FIG. 6 is a left side elevational view thereof, the undisclosed right side being a mirror image.

1 Claim, 2 Drawing Sheets

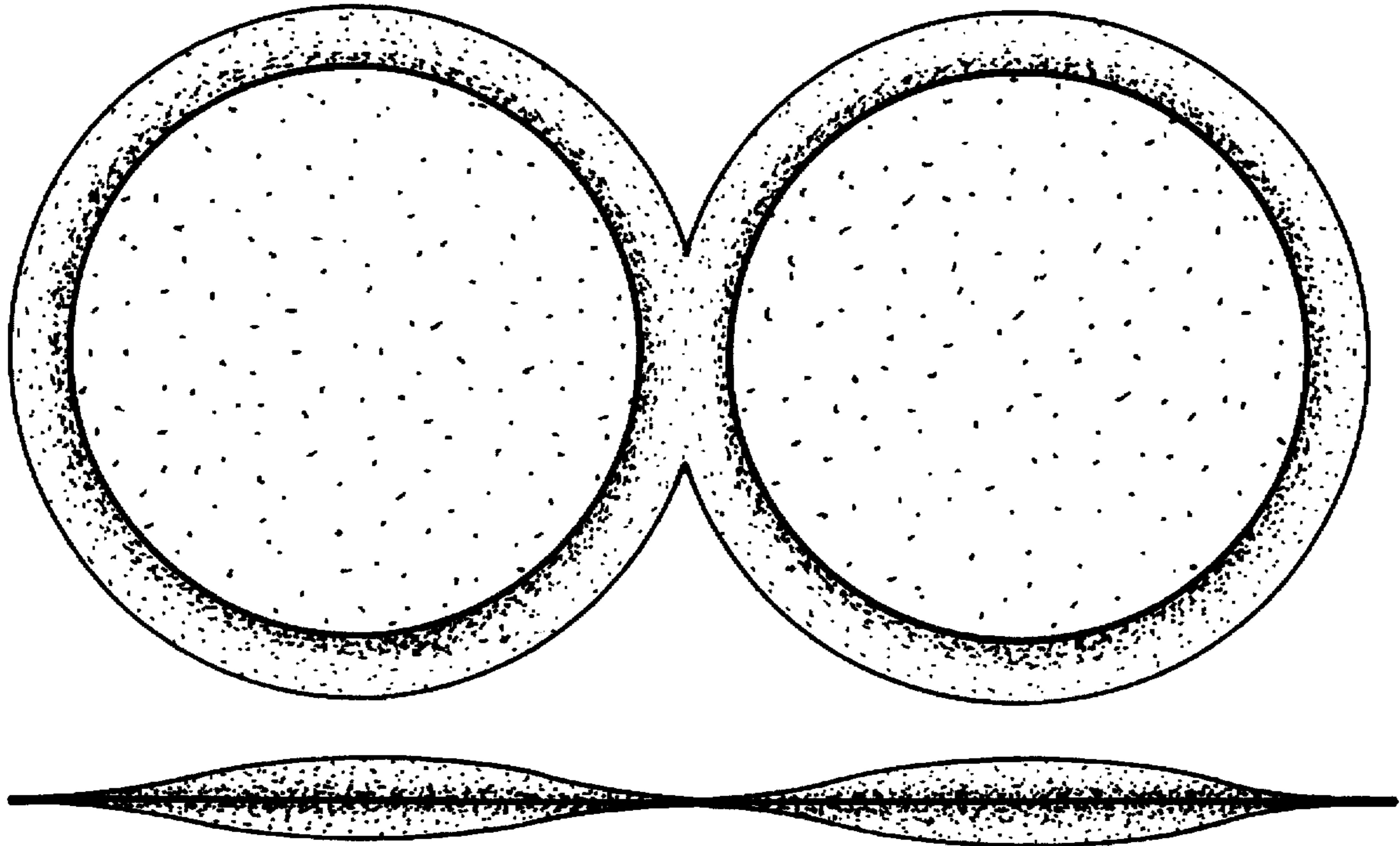


FIG. 1

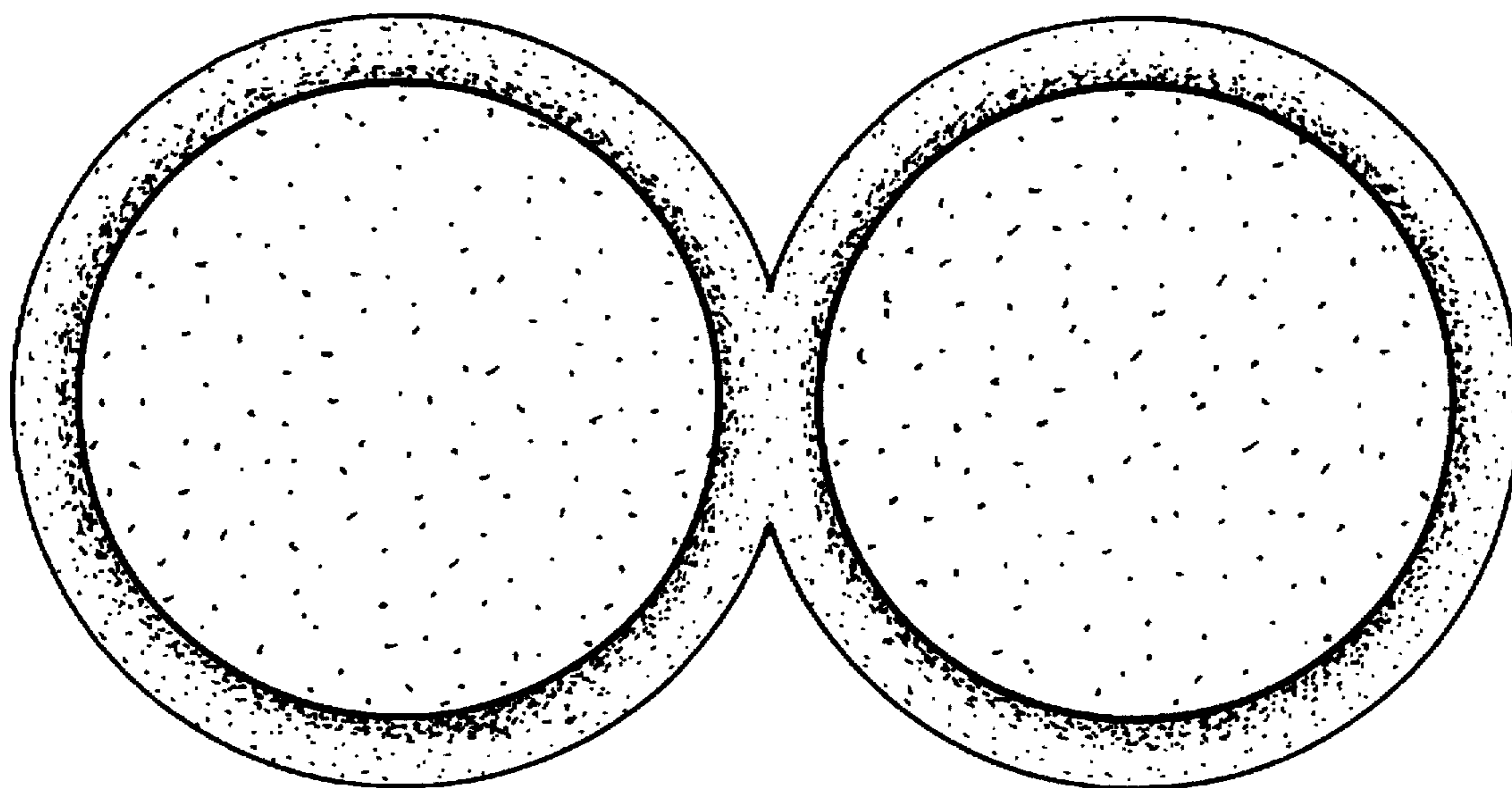


FIG. 2



FIG. 3




FIG. 4

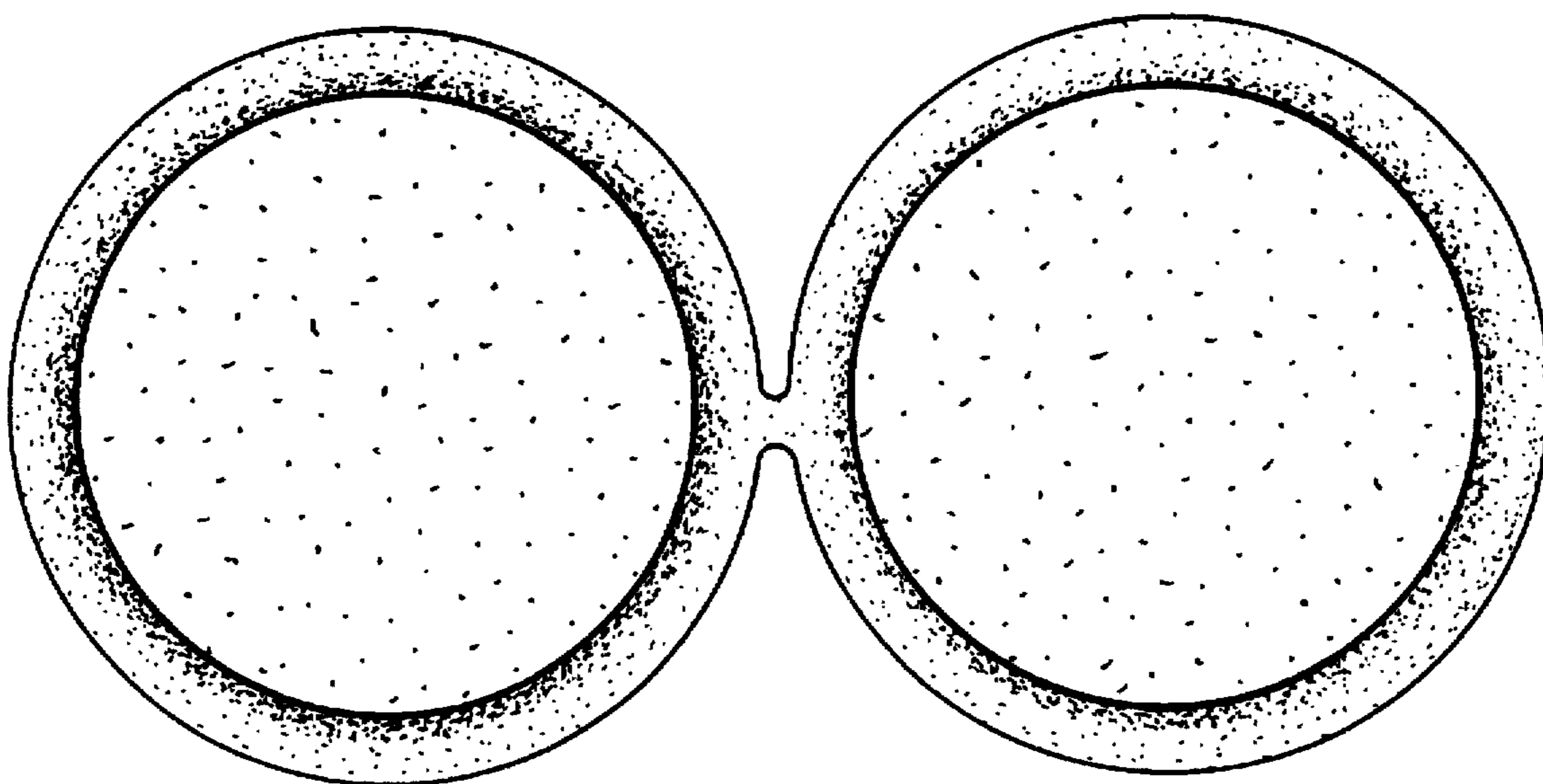


FIG. 5



FIG. 6

