

US00D392774S

**United States Patent** [19]  
**Abramian**

[11] **Patent Number: Des. 392,774**  
[45] **Date of Patent: \*\*Mar. 24, 1998**

[54] **SAFETY BAND WITH FLASHING LIGHTS**

[76] **Inventor: Arin Vahan Abramian, 461 E. Providencia Ave., #E, Burbank, Calif. 91501**

[\*\*] **Term: 14 Years**

[21] **Appl. No.: 62,561**

[22] **Filed: Nov. 18, 1996**

[51] **LOC (6) Cl. .... 29-02**

[52] **U.S. Cl. .... D29/120; D29/100**

[58] **Field of Search .... 128/869, 876, 128/879, 882; D2/628, 610, 614; D29/100, 122, 120; 2/455, 16; 362/103; 119/858, 859**

[56] **References Cited**

**U.S. PATENT DOCUMENTS**

D. 353,033 12/1994 Johanson ..... D29/100  
D. 375,612 11/1996 Elder ..... D29/100  
3,944,803 3/1976 Chao ..... D29/100

4,173,201 11/1979 Chao et al. .... D29/100  
4,909,189 3/1990 Minotti ..... D29/100  
4,991,234 2/1991 Greenberg ..... D29/120  
5,370,082 12/1994 Wade ..... D29/100  
5,575,554 11/1996 Guritz ..... D29/100

*Primary Examiner*—Ruth McInroy

[57] **CLAIM**

The ornamental design for a safety band with flashing lights, as shown and described.

**DESCRIPTION**

FIG. 1 is a front elevational view of a safety band with flashing lights showing my new design; FIG. 2 is a rear elevational view thereof; FIG. 3 is a right side elevational view thereof; FIG. 4 is left side elevational view thereof; FIG. 5 is a top plan view thereof; and, FIG. 6 is a bottom plan view thereof. The stipled shading shown in FIGS. 1 and 2 is understood to repeat throughout the band.

**1 Claim, 3 Drawing Sheets**

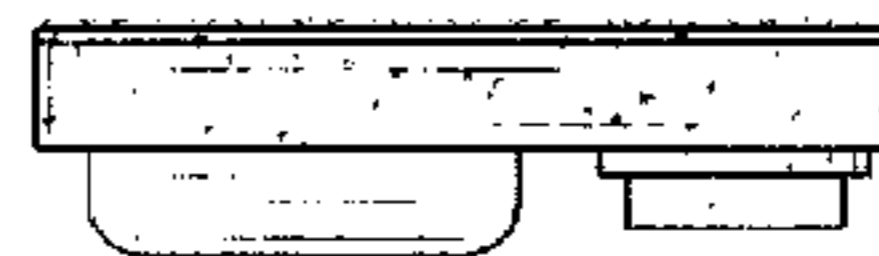
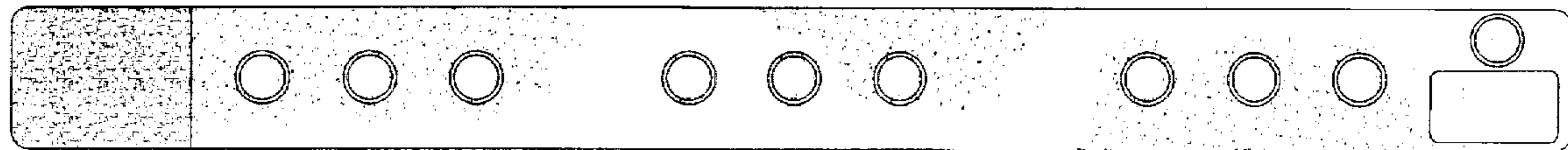


FIG. 1


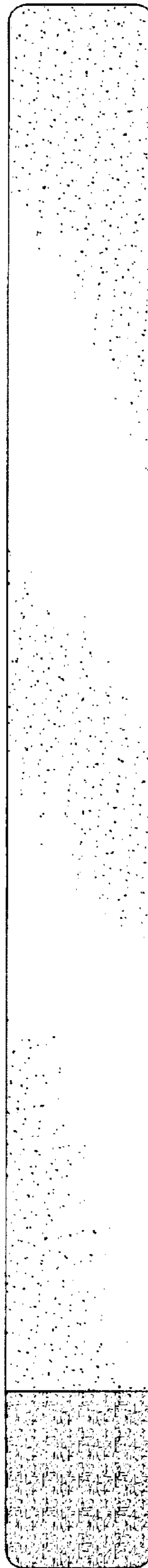
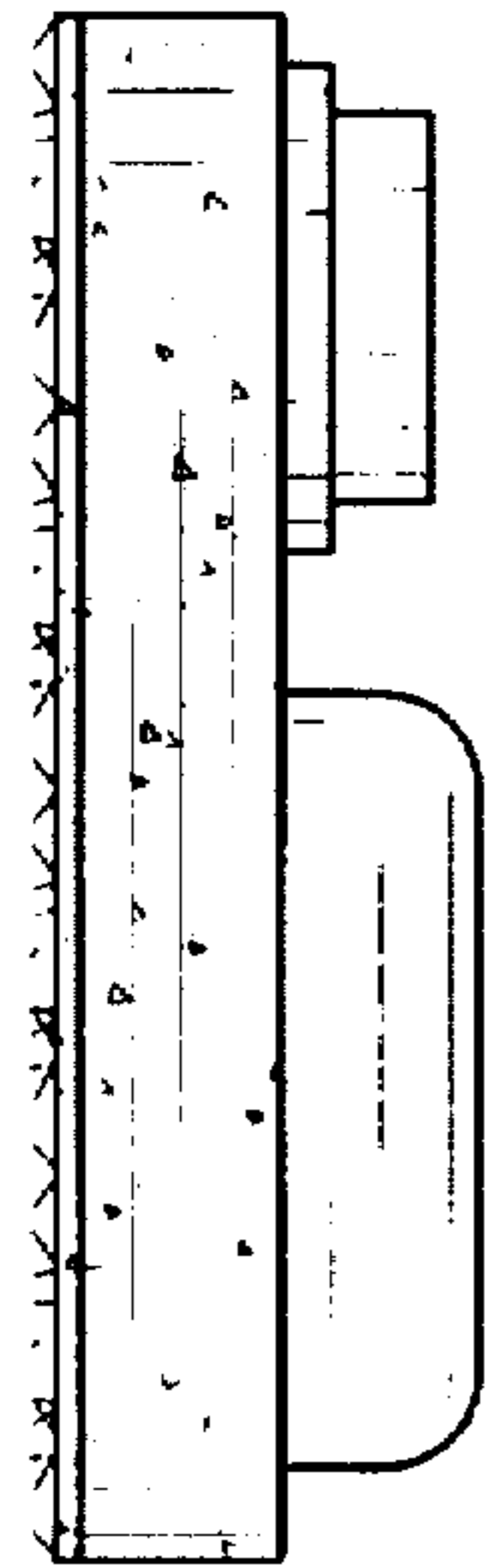


FIG. 2



*FIG. 3*



*FIG. 4*

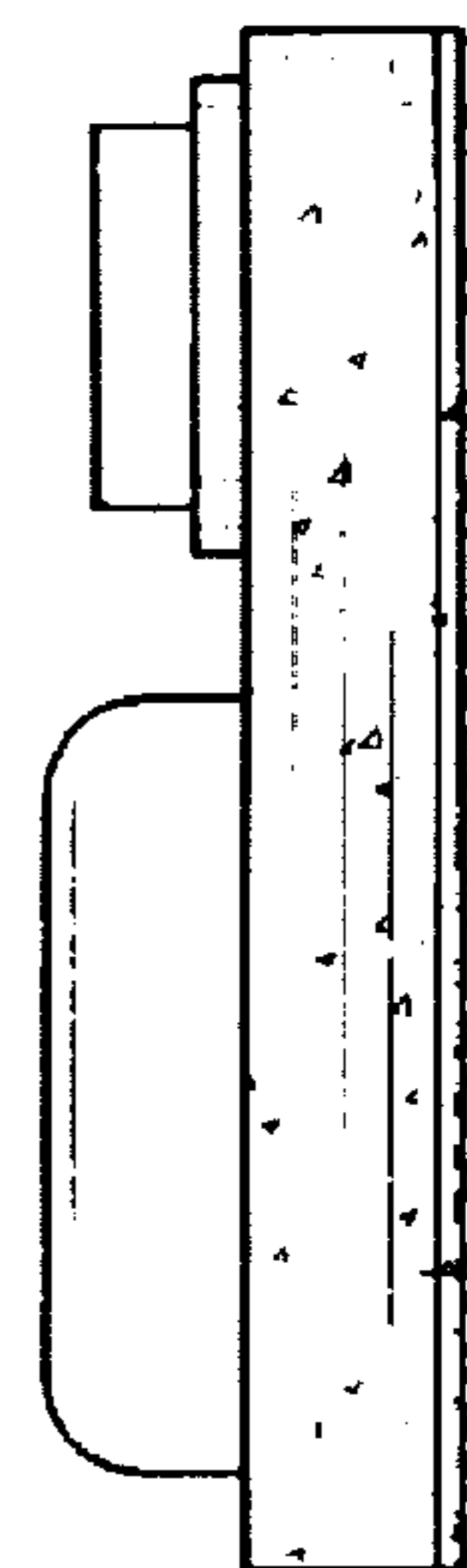


FIG. 5



FIG. 6

