



US00D392772S

United States Patent [19]
Ullmann

[11] **Patent Number: Des. 392,772**
[45] **Date of Patent: **Mar. 24, 1998**

[54] **DRY SHAVER**
[75] **Inventor: Roland Ullmann, Offenbach, Germany**
[73] **Assignee: Braun Aktiengesellschaft, Kronberg, Germany**
[**] **Term: 14 Years**

| | | | |
|------------|---------|---------------------|----------|
| D. 373,852 | 9/1996 | Ullmann | D28/49 |
| 4,604,801 | 8/1986 | Ullmann et al. | 30/43.92 |
| 4,930,217 | 6/1990 | Wolf et al. | 30/43.92 |
| 5,163,227 | 11/1992 | Wolf et al. | 30/43.92 |
| 5,524,345 | 6/1996 | Eichhorn | 30/34.1 |

[21] **Appl. No.: 48,801**
[22] **Filed: Dec. 22, 1995**

OTHER PUBLICATIONS

“Housewares” May 7–13, 1987, p. 52: Sportsman Shaver.

[30] **Foreign Application Priority Data**
Jul. 19, 1995 [DE] Germany M 95 05 668.8

Primary Examiner—Ted Shooman
Assistant Examiner—C. Tuttle
Attorney, Agent, or Firm—Fish & Richardson P.C.

[51] **LOC (6) Cl. 28-03**
[52] **U.S. Cl. D28/49**
[58] **Field of Search D28/49–53; 30/34.05, 30/34.1, 34.2, 42, 43, 43.1–43.9, 44, 45, 43.91, 43.92**

[57] **CLAIM**

The ornamental design for a dry shaver, as shown and described.

[56] **References Cited**

DESCRIPTION

U.S. PATENT DOCUMENTS

FIG. 1 is a top front perspective right-side front elevational;
FIG. 2 is a front view thereof;
FIG. 3 is a right-side view thereof;
FIG. 4 is a left-side view thereof;
FIG. 5 is a rear view thereof;
FIG. 6 is a top plan view thereof; and,
FIG. 7 is a bottom plan view thereof.

| | | | |
|------------|---------|---------------|--------|
| D. 313,090 | 12/1990 | Ullmann | D28/49 |
| D. 319,895 | 9/1991 | Ullmann | D28/49 |
| D. 345,822 | 4/1994 | Ullmann | D28/49 |

1 Claim, 3 Drawing Sheets



Fig. 1




Fig. 2

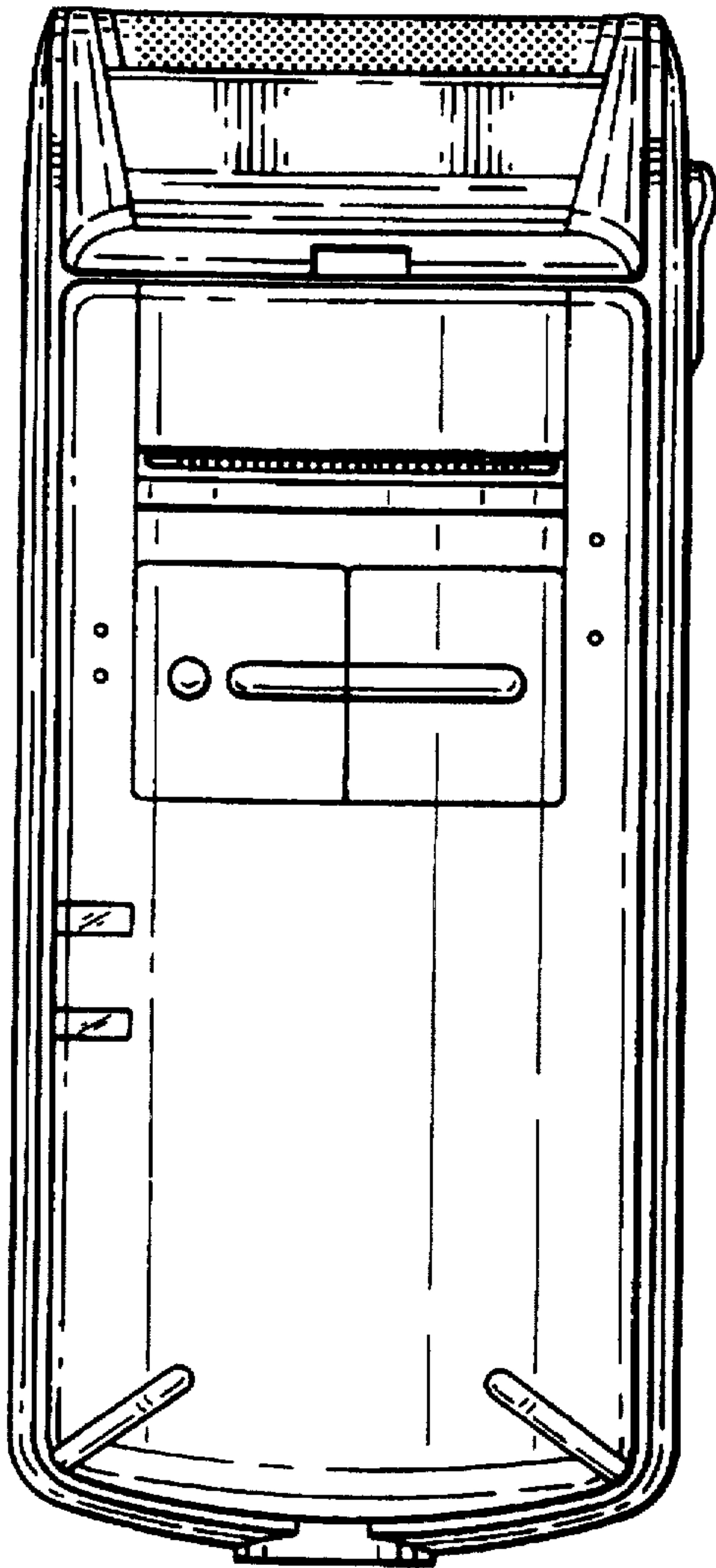


Fig. 3


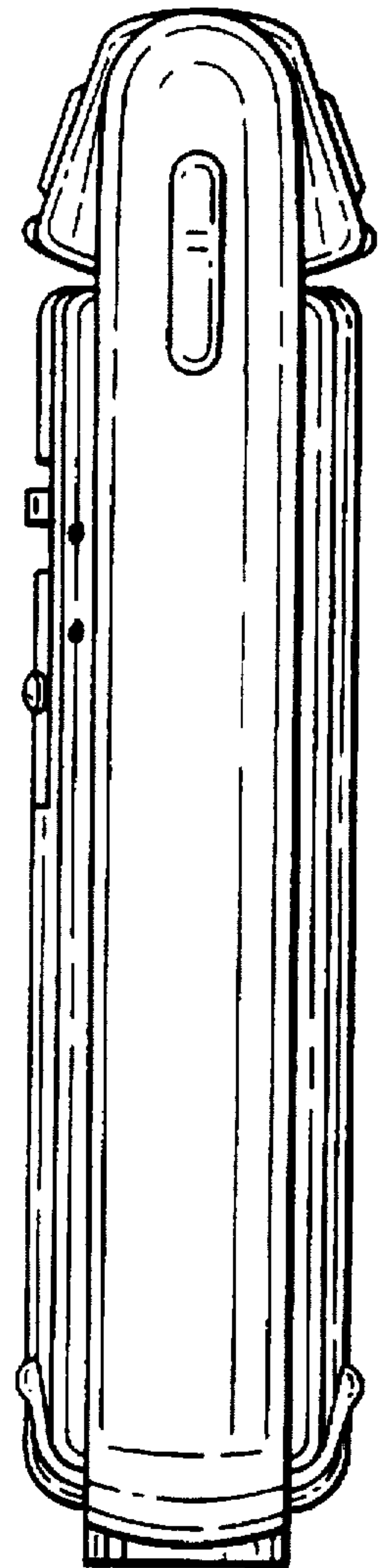


Fig. 7

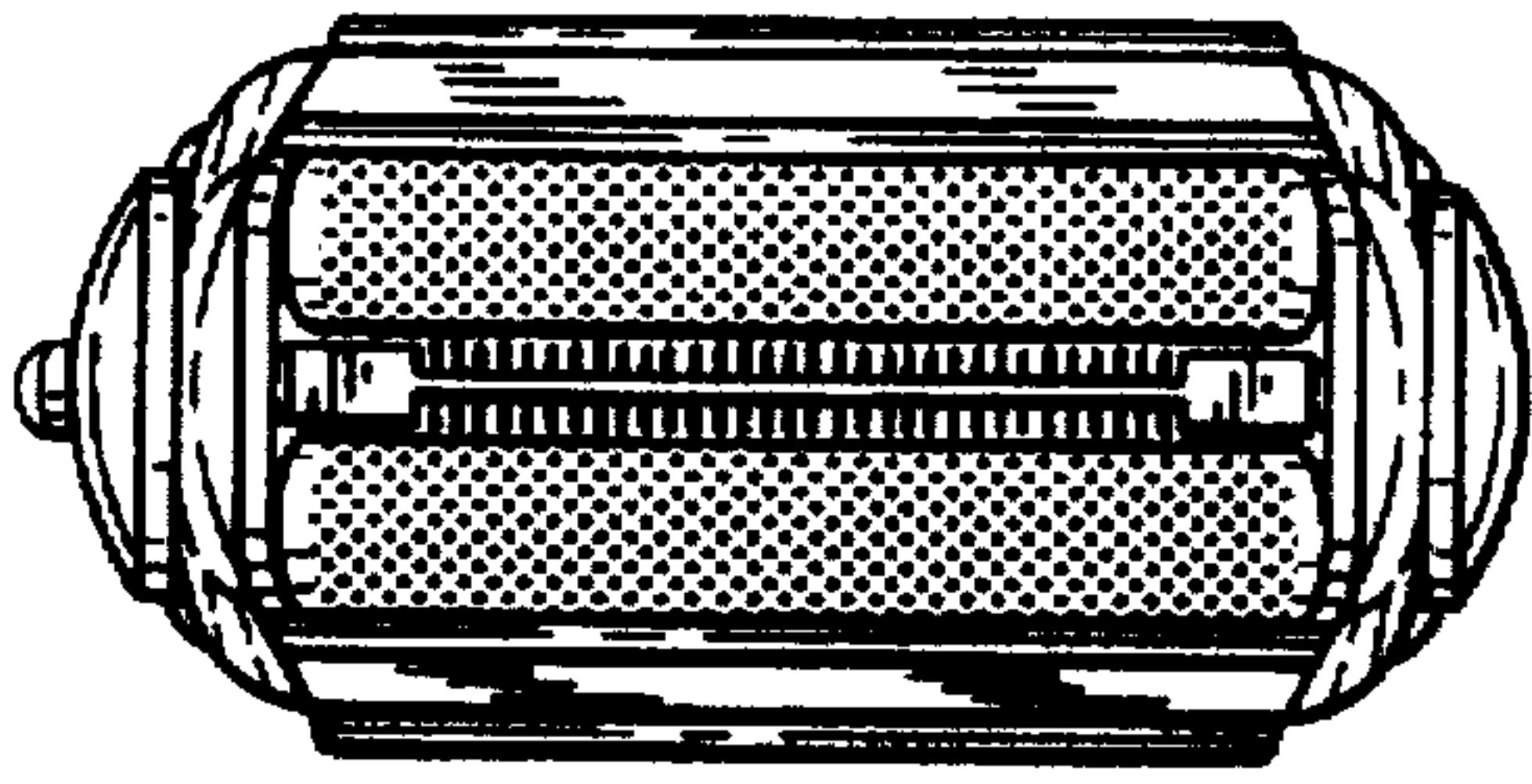


Fig. 6

Fig. 5




Fig. 4

