



US00D392734S

**United States Patent** [19]  
**Pickett**

[11] **Patent Number:** **Des. 392,734**  
[45] **Date of Patent:** **\*\*Mar. 24, 1998**

[54] **COMBINED CEILING FAN AND LIGHT KIT**

[75] **Inventor:** **Mark Pickett**, Rancho Palos Verdes, Calif.

[73] **Assignee:** **Minka Lighting, Inc.**, Corona, Calif.

[\*\*] **Term:** **14 Years**

[21] **Appl. No.:** **60,678**

[22] **Filed:** **Oct. 3, 1996**

[51] **LOC (6) Cl.** ..... **23-04**

[52] **U.S. Cl.** ..... **D23/377; D23/379; D23/385**

[58] **Field of Search** ..... **D23/377, 379, D23/385, 411; 416/5; 392/364; 362/96; D26/80, 81-86, 72, 73, 51, 59**

[56] **References Cited**

**U.S. PATENT DOCUMENTS**

D. 378,403 3/1997 Jaspers-Fayer ..... D23/377

**OTHER PUBLICATIONS**

Minka-Aire Cat., p. 26, Ceiling Fan A, top left side of page.  
Craftmade International Inc. CAT., p. 25, Light Kit (B), top right side of page.

*Primary Examiner*—Lisa Lichtenstein  
*Attorney, Agent, or Firm*—Jenkins & Gilchrist, P.C.

[57] **CLAIM**

The ornamental design for a combined ceiling fan and light kit, as shown and described.

**DESCRIPTION**

FIG. 1 is a front top perspective view of a combined ceiling fan and light kit incorporating my ornamental design;

FIG. 2 is a front bottom perspective view of the combined ceiling fan and light kit of FIG. 1;

FIG. 3 is a bottom perspective view of the combined fan and light kit of FIG. 1;

FIG. 4 is a top view of the combined ceiling fan and light kit of FIG. 1; and,

FIG. 5 is a side perspective view of one representative side of the combined ceiling fan and light kit of FIG. 1.

The fan blades have been shown broken-away in FIGS. 1-5 to indicate indeterminate length.

**1 Claim, 5 Drawing Sheets**

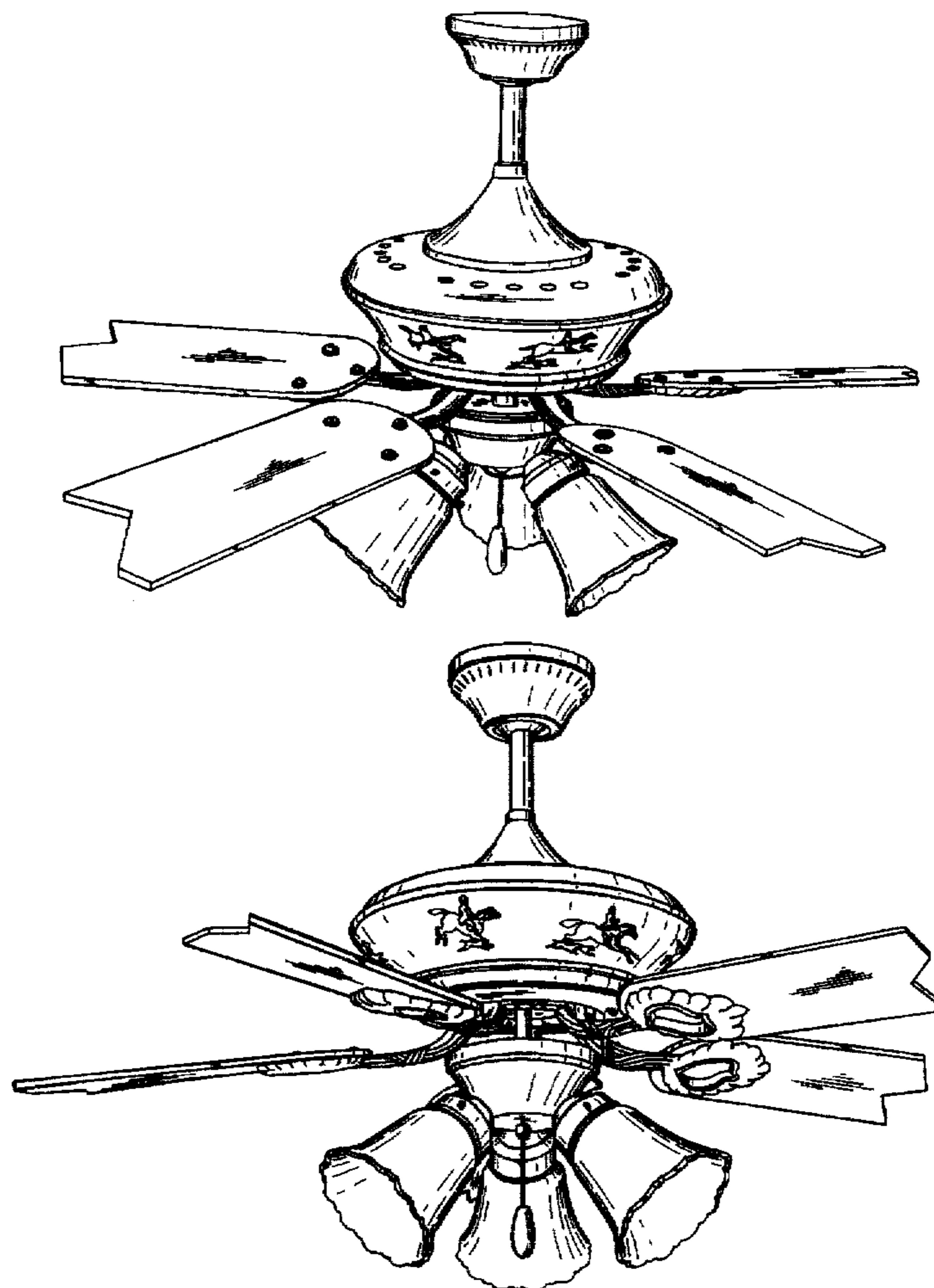


FIG. 1

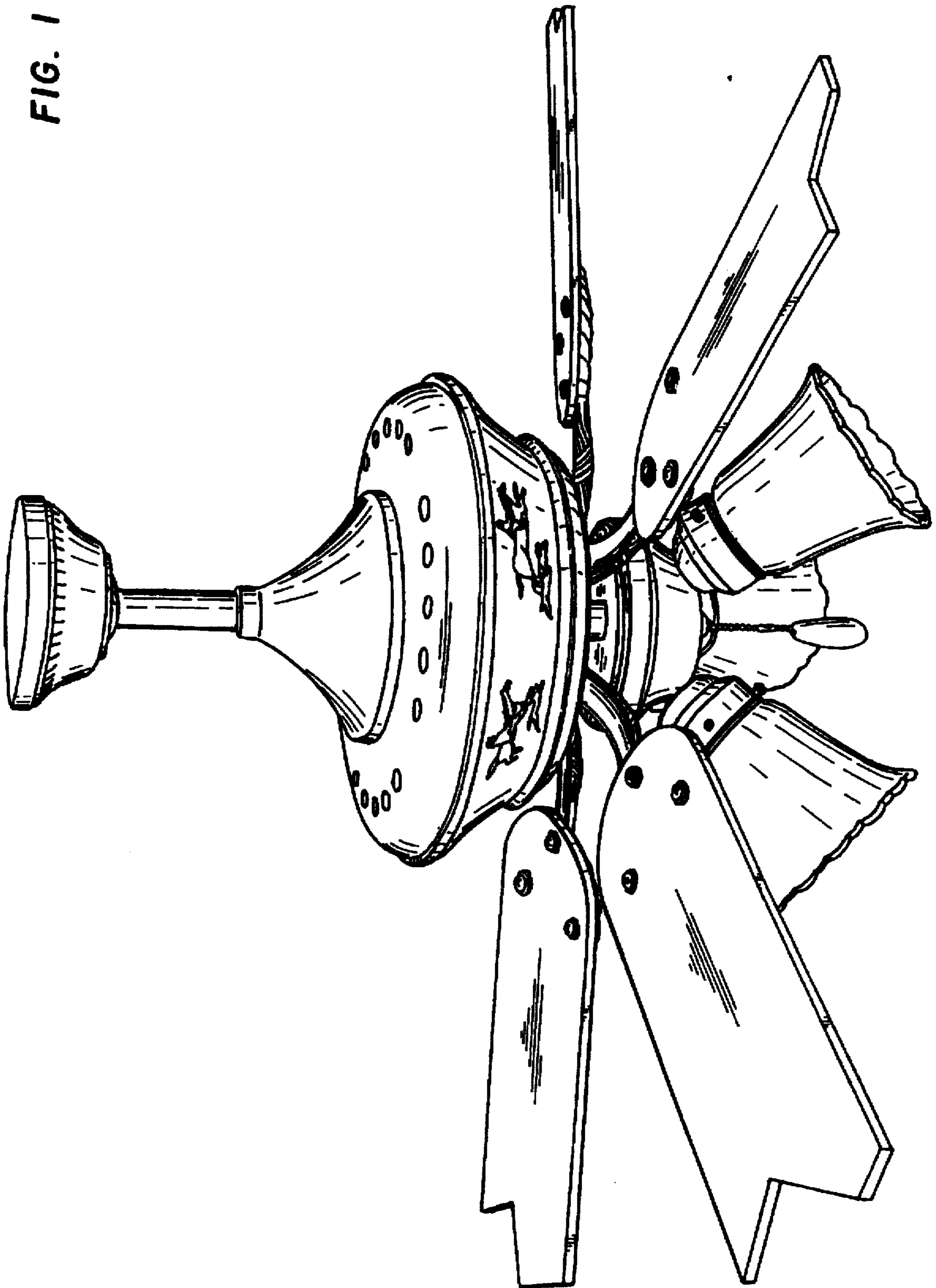


FIG. 2

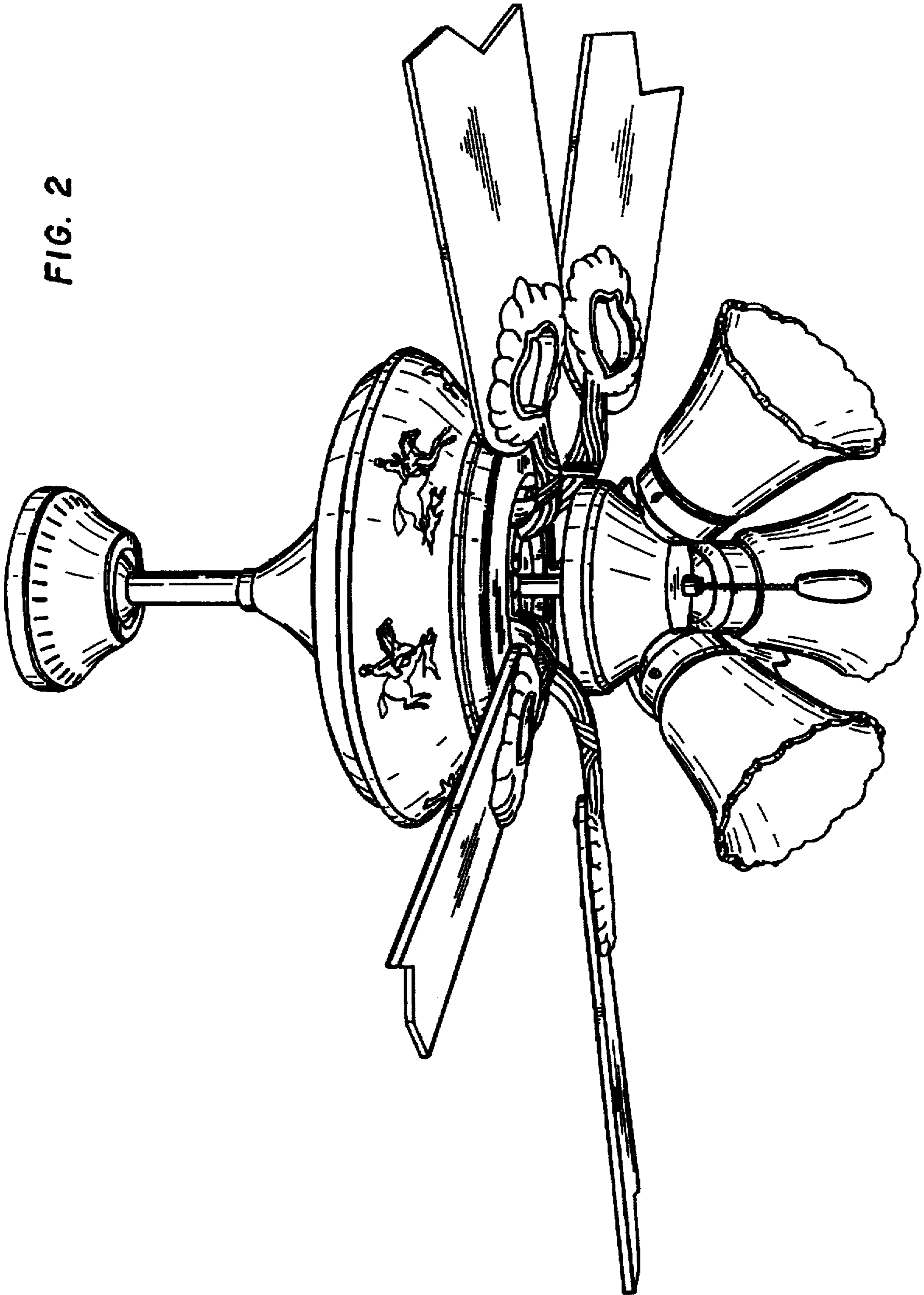


FIG. 3




FIG. 4

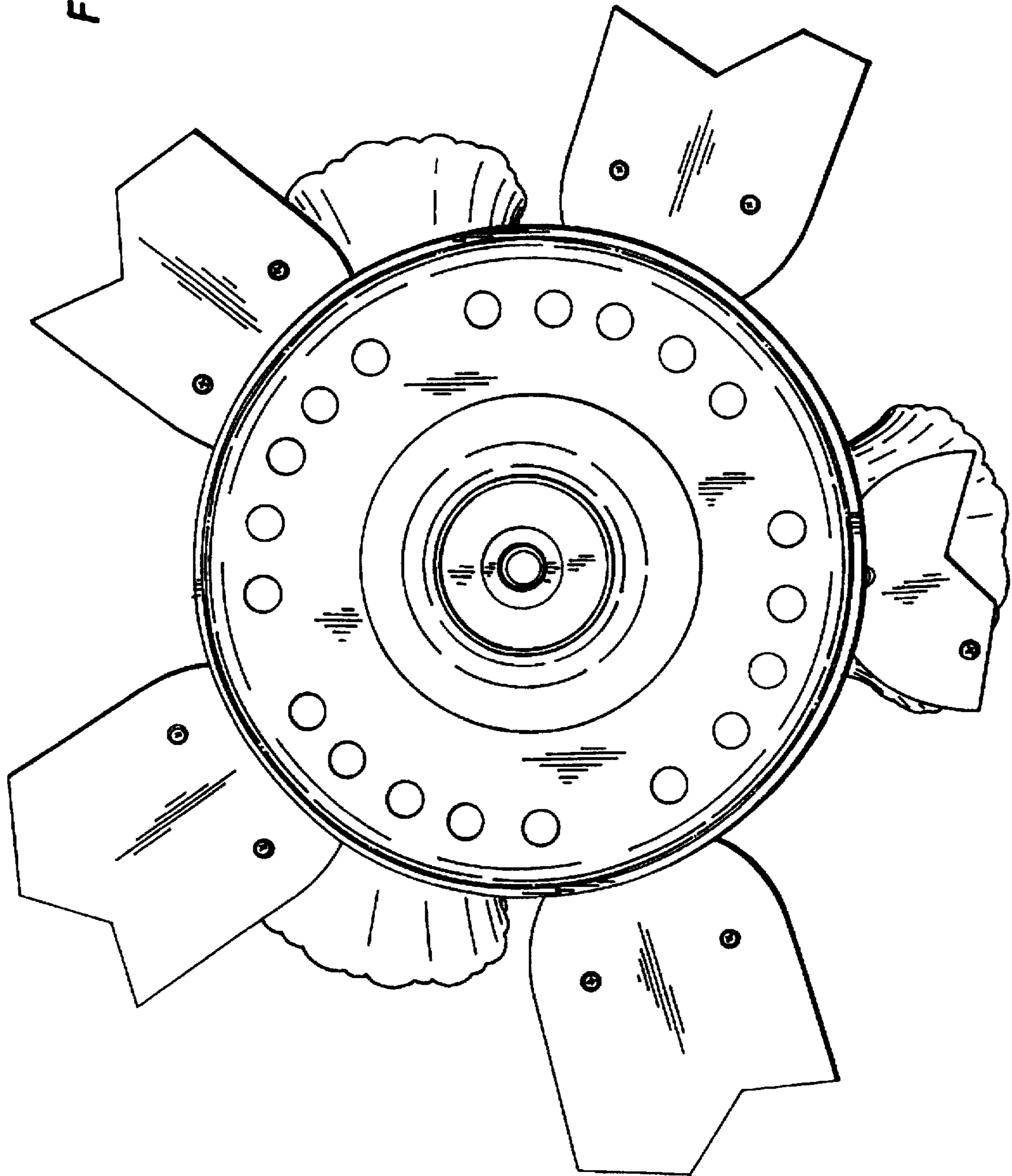


FIG. 5

