



US00D392733S

United States Patent [19]
Gatzemeyer et al.

[11] **Patent Number:** **Des. 392,733**
[45] **Date of Patent:** ****Mar. 24, 1998**

[54] **REFILL INSERT FOR A DEVICE FOR DISPENSING VOLATILE SUBSTANCES**

5,422,078 6/1995 Colon .
5,547,616 8/1996 Dancs et al. .

[75] **Inventors:** **John J. Gatzemeyer**, Caledonia; **Imre J. Dancs**, Greenfield, both of Wis.

Primary Examiner—Lisa Lichtenstein

[73] **Assignee:** **S. C. Johnson & Son, Inc.**, Racine, Wis.

[57] **CLAIM**

[**] **Term:** **14 Years**

The ornamental design for a refill insert for a device for dispensing volatile substances, as shown and described.

[21] **Appl. No.:** **73,154**

[22] **Filed:** **Jul. 1, 1997**

DESCRIPTION

[51] **LOC (6) Cl.** **23-04**

[52] **U.S. Cl.** **D23/366; D23/355**

[58] **Field of Search** **D23/366, 365, D23/355; 261/30, DIG. 65, DIG. 17, 104, 107; 422/123; 239/34, 53**

FIG. 1 is a front perspective view from above and to one side of a refill insert for a device for dispensing volatile substances showing the new design;

FIG. 2 is a front perspective view from beneath and to one side of the refill insert of FIG. 1;

FIG. 3 is a top plan view of the refill insert of FIG. 1;

FIG. 4 is a right side elevational view of the refill insert of FIG. 1, the other side being a mirror image thereof;

FIG. 5 is a front elevational view of the refill insert of FIG. 1;

FIG. 6 is a back elevational view of the refill insert of FIG. 1; and,


FIG. 7 is a bottom plan view of the refill insert of FIG. 1.

[56] **References Cited**

U.S. PATENT DOCUMENTS

D. 328,784 8/1992 Ragonesi .
D. 366,933 2/1996 Dancs .
5,234,162 8/1993 Sullivan .

1 Claim, 3 Drawing Sheets






Fig. 1

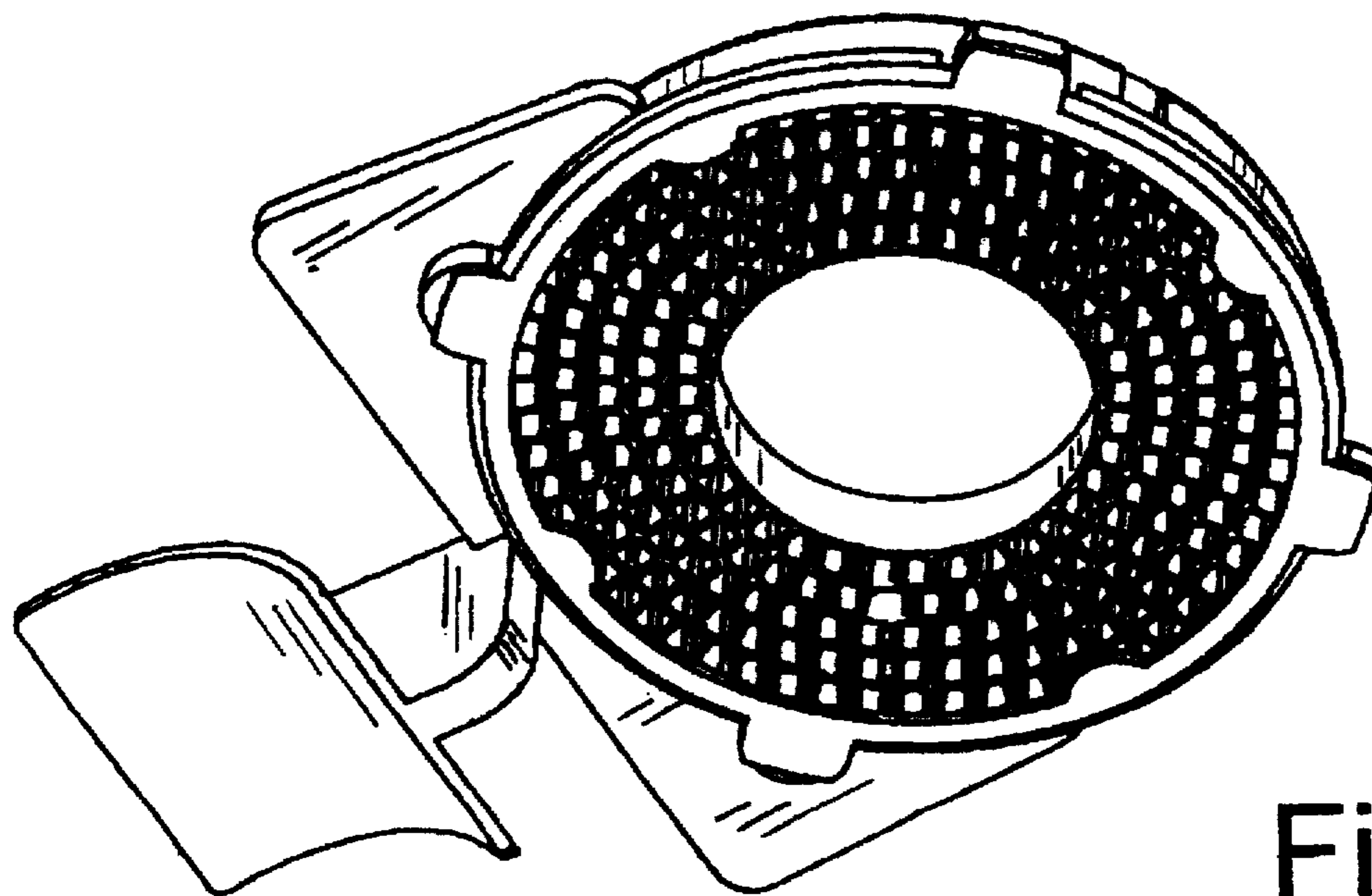


Fig. 2

Fig. 3

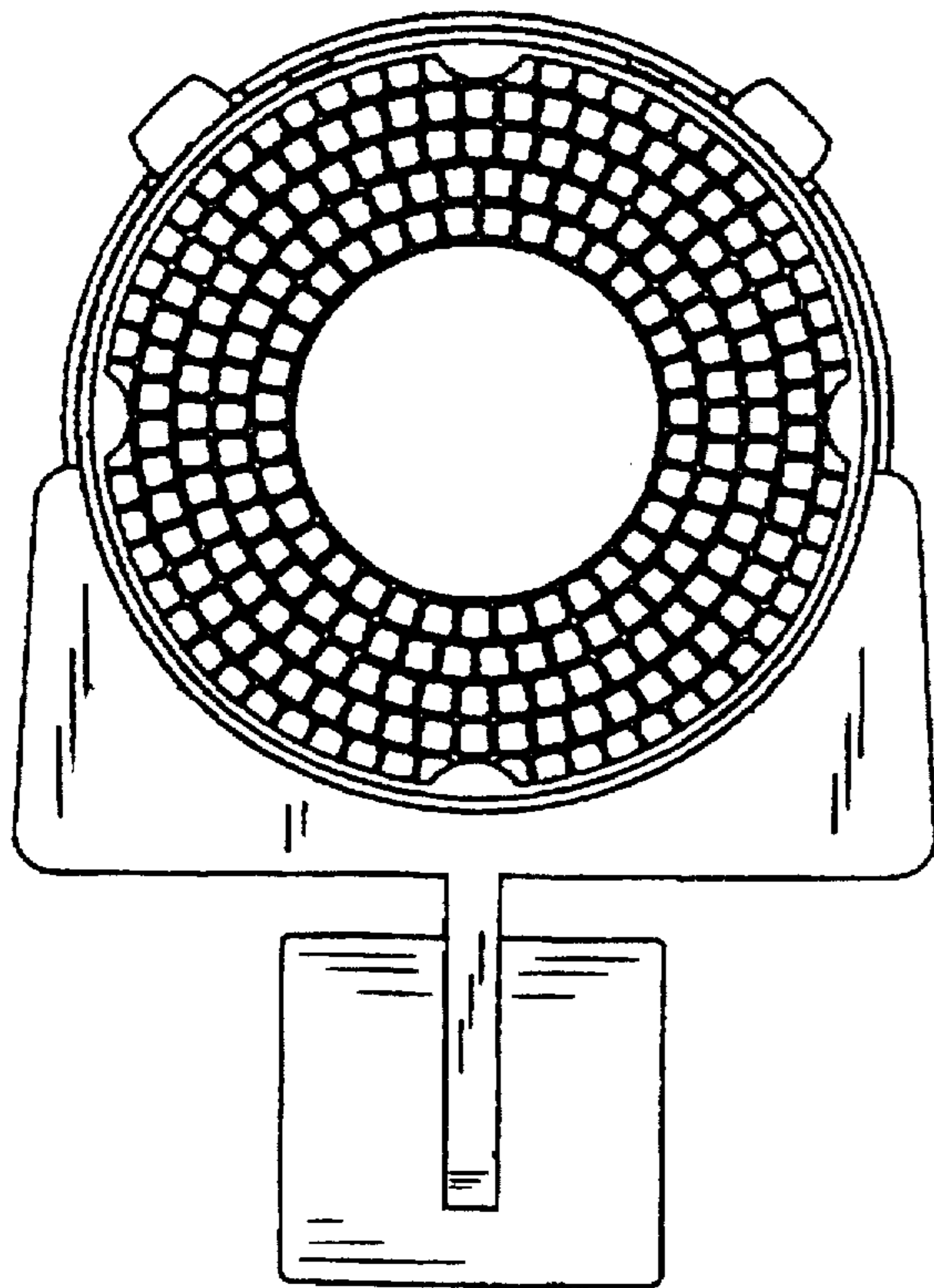


Fig. 5

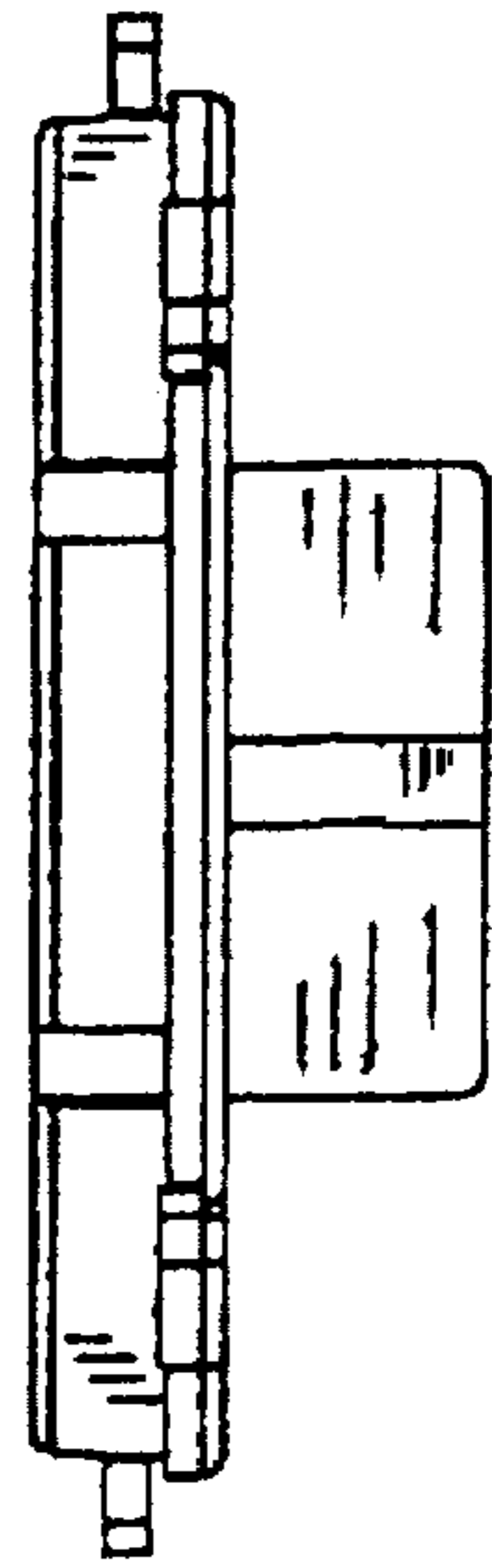
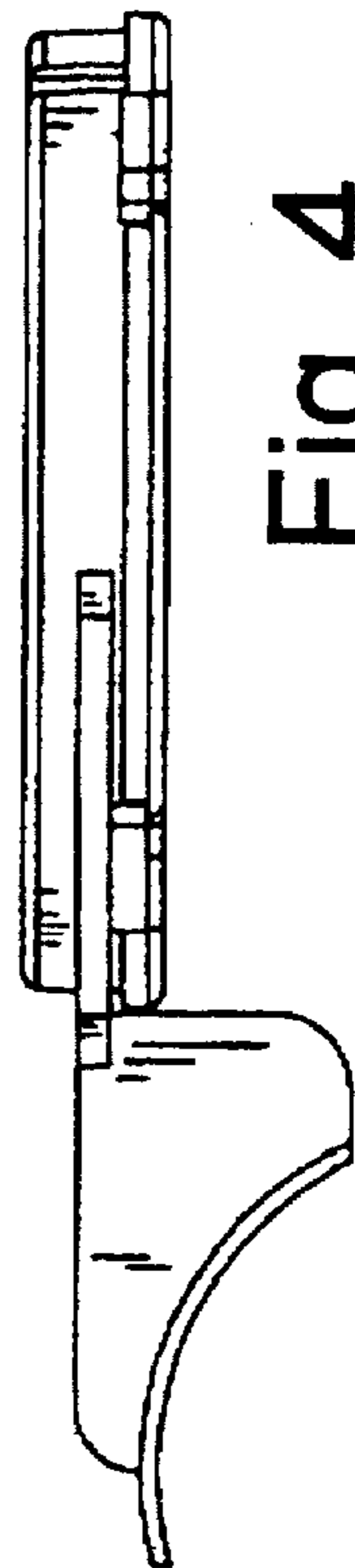


Fig. 4.






Fig. 6

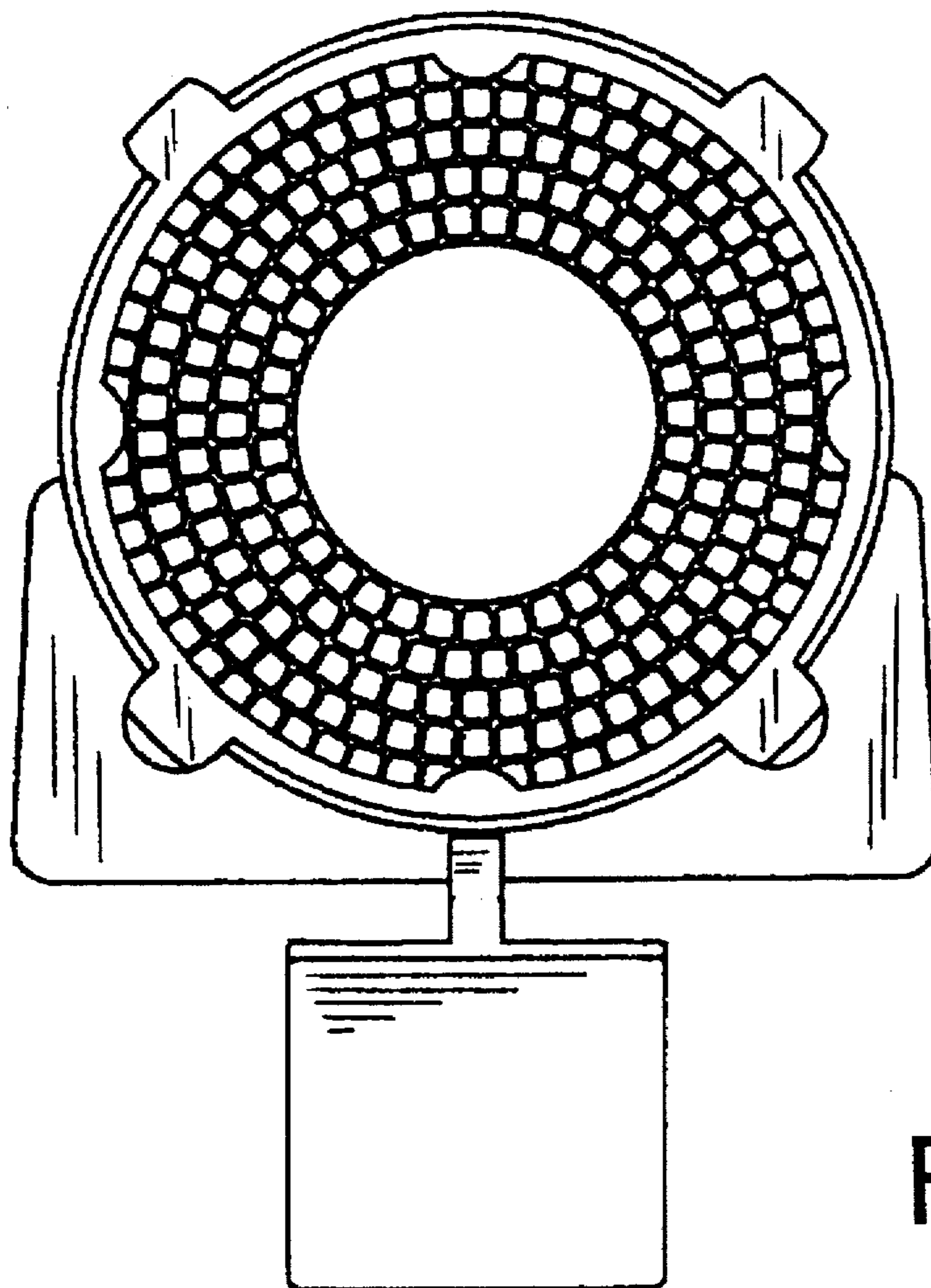


Fig. 7