



US00D392722S

United States Patent [19]
Kurz

[11] **Patent Number: Des. 392,722**

[45] **Date of Patent: **Mar. 24, 1998**

[54] **HOSE CONNECTOR**

[75] **Inventor: Reinhard Kurz, Nidderau, Germany**

[73] **Assignee: Renus Armaturen GmbH, Altenstadt, Germany**

[**] **Term: 14 Years**

[21] **Appl. No.: 62,848**

[22] **Filed: Nov. 27, 1996**

[51] **LOC (6) Cl. 23-01**

[52] **U.S. Cl. D28/262**

[58] **Field of Search D23/223, 259,
D23/262, 266; 285/245, 246, 322, 249,
255; 138/109**

[56] **References Cited**

U.S. PATENT DOCUMENTS

D. 195,540	6/1963	Knight	D23/262
D. 197,231	12/1963	Pomper	D8/312 X
D. 277,583	2/1985	Kono	D23/262 X
D. 320,841	10/1991	Breadmont	D23/262
426,515	4/1890	Rice	285/247 X
1,195,581	8/1916	Hachmann	285/246

FOREIGN PATENT DOCUMENTS

1115003 4/1956 France 285/247

2841438	4/1979	Germany	137/231
741077	11/1955	United Kingdom	285/246
740763	11/1965	United Kingdom	285/246

OTHER PUBLICATIONS

Anderson Metals Corp. CAT 6187 c. 1987, p. 35—right column, 2nd from top: Female Hose Swivel.

Primary Examiner—Sandra L. Morris
Assistant Examiner—C. Tuttle
Attorney, Agent, or Firm—Collard & Roe, P.C.

[57] **CLAIM**

The ornamental design for a hose connector, as shown and described.

DESCRIPTION

FIG. 1 is a side view of the hose connector showing my new design, the appearance from all sides in this direction being the same;


FIG. 2 is a perspective view of FIG. 1 taken from the left end;

FIG. 3 is a perspective view of FIG. 1 taken from the right end;

FIG. 4 is a left end view thereof; and,

FIG. 5 is the right end view thereof.

1 Claim, 3 Drawing Sheets






FIG. 1



FIG. 2




FIG. 3

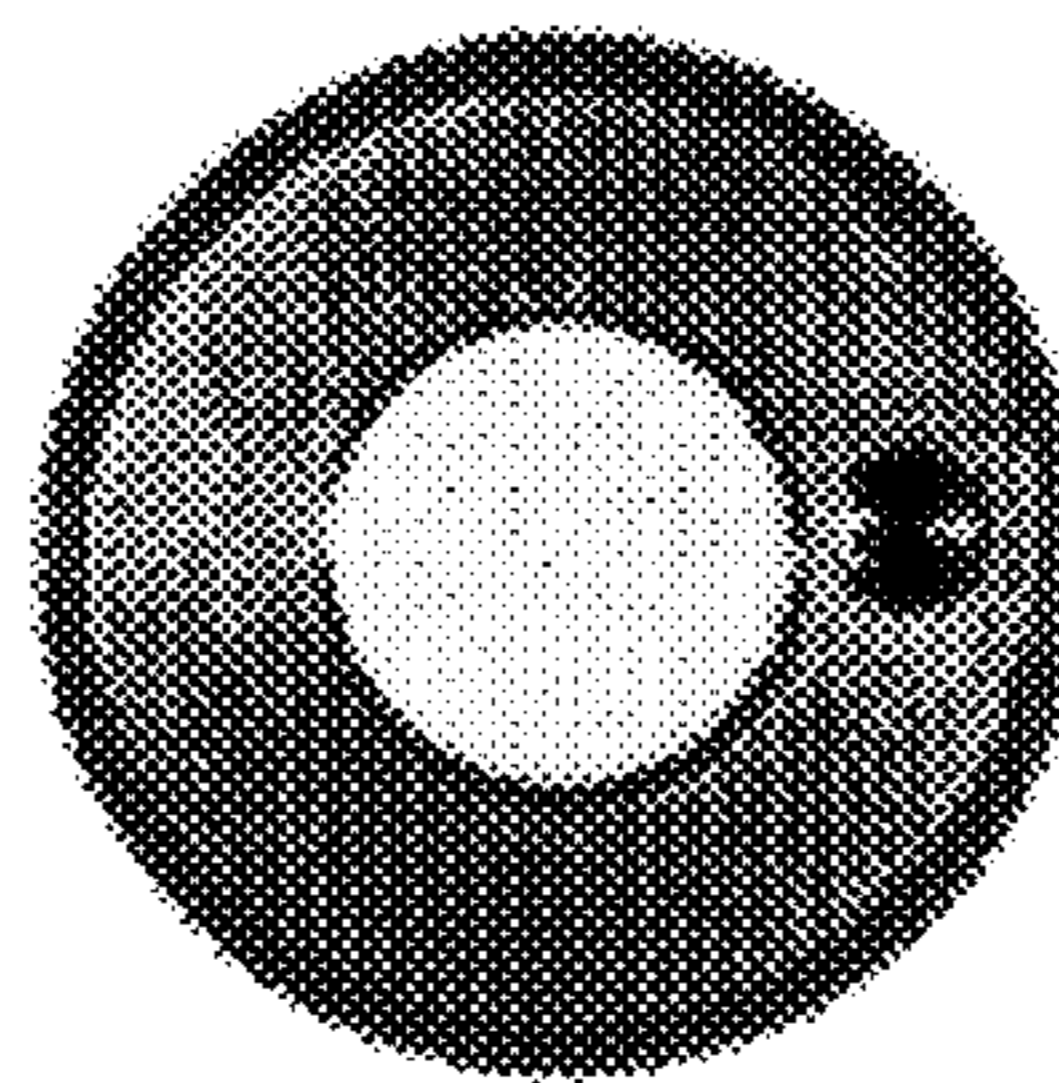


FIG. 4




FIG. 5