



US00D392715S

# United States Patent [19] Reed

[11] Patent Number: **Des. 392,715**

[45] Date of Patent: **\*\*Mar. 24, 1998**

[54] **OFFSET HOOK**

5,297,356 3/1994 Wickham ..... 43/43.16  
5,664,364 9/1997 Clark ..... 43/43.16

[76] Inventor: **Herb Reed**, 525 Kensington Rd.,  
Southington, Conn. 06489

### OTHER PUBLICATIONS

Jann's 1996 Catalog, p. 45, Hook #37177BCN.

[\*\*] Term: **14 Years**

*Primary Examiner*—Doris V. Coles

[21] Appl. No.: **73,676**

*Attorney, Agent, or Firm*—McCormick, Paulding & Huber

[22] Filed: **Jul. 15, 1997**

### [57] CLAIM

[51] LOC (6) Cl. .... **22-05**

The ornamental design for offset hook, as shown and described.

[52] U.S. Cl. .... **D22/144**

[58] Field of Search ..... D22/144; 43/43.16,  
43/44.8, 44.2, 44.82, 44.83

### DESCRIPTION

### [56] References Cited

FIG. 1 is a front elevational view of an offset hook showing my new design;

FIG. 2 is top plan view;

FIG. 3 is a bottom plan view;

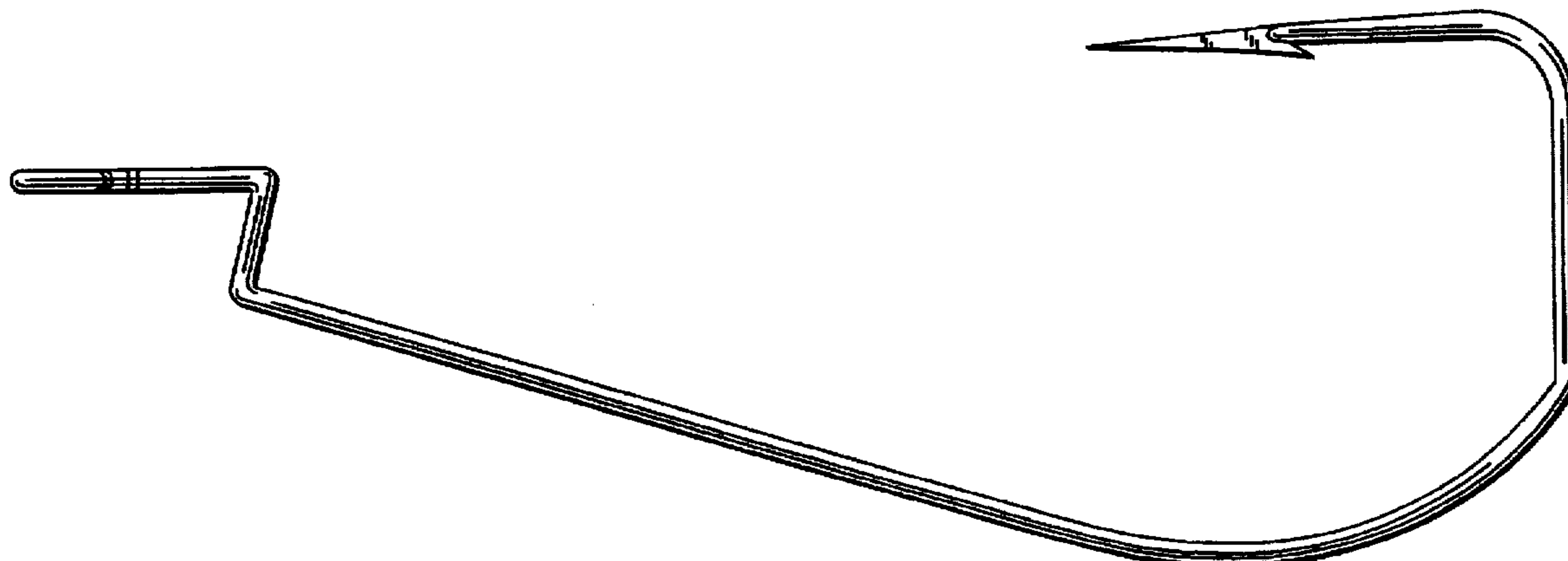
FIG. 4 is a left side view; and,

FIG. 5 is a right side view.

#### U.S. PATENT DOCUMENTS

2,825,173	3/1958	Gederos .....	D22/144
4,214,398	7/1980	Campbell et al. ....	43/43.16
5,138,790	8/1992	McManus .....	43/43.16
5,214,875	6/1993	Hoben et al. ....	43/43.16

**1 Claim, 1 Drawing Sheet**



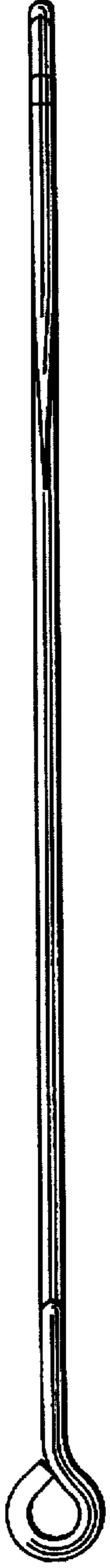


FIG. 2

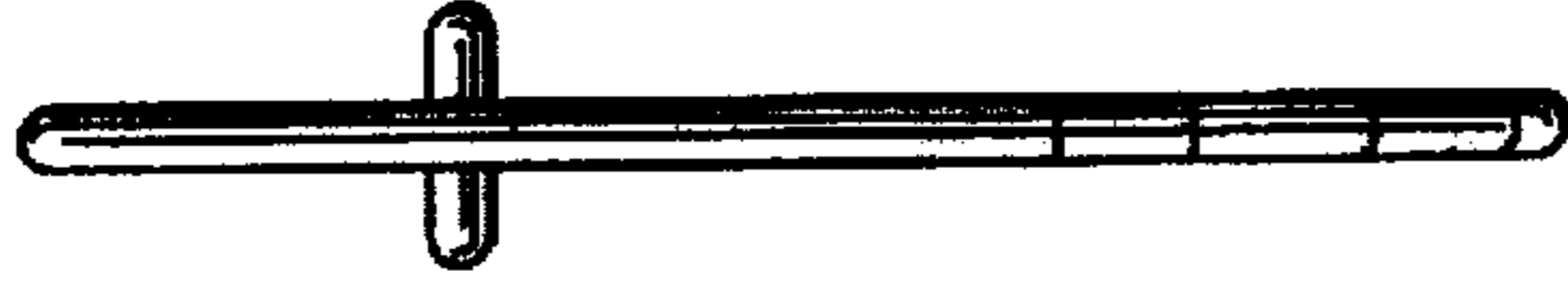


FIG. 5




FIG. 1



FIG. 4



FIG. 3