

US00D392704S

**United States Patent** [19]  
**Bowman**

[11] **Patent Number:** **Des. 392,704**  
[45] **Date of Patent:** **\*\*Mar. 24, 1998**

[54] **GOLF TEE**

[75] **Inventor:** **Neil Bowman**, New Market, Canada

[73] **Assignee:** **Print Technology Inc.**, Aurora, Canada

[\*\*] **Term:** **14 Years**

D. 91,149	12/1933	Thompson	.....	473/402 X
D. 102,749	1/1937	Fay	.....	D21/208
D. 102,780	1/1937	Erickson	.....	D20/41
D. 247,590	3/1978	Atherton et al.	.....	D20/41
D. 304,607	11/1989	Bagg	.....	D21/208
D. 367,092	2/1996	Gustine	.....	D21/208
4,418,909	12/1983	Messana	.....	473/396

[21] **Appl. No.:** **45,680**

[22] **Filed:** **Oct. 26, 1995**

[30] **Foreign Application Priority Data**

Apr. 26, 1995 [CA] Canada ..... 1995-0899

[51] **LOC (6) Cl.** ..... **21-02**

[52] **U.S. Cl.** ..... **D21/208**

[58] **Field of Search** ..... D21/208, 234;  
473/387-403, 386, 284, 406, 408, 131,  
278; 248/545; 434/252; 40/651, 659; D20/10,  
40, 41

[56] **References Cited**

**U.S. PATENT DOCUMENTS**

D. 87,736 9/1932 Wood et al. .... D20/41

*Primary Examiner*—Prabhakar G. Deshmukh

[57] **CLAIM**

The ornamental design for a golf tee, as shown and described.

**DESCRIPTION**

FIG. 1 is a perspective view of a golf tee showing my new design;

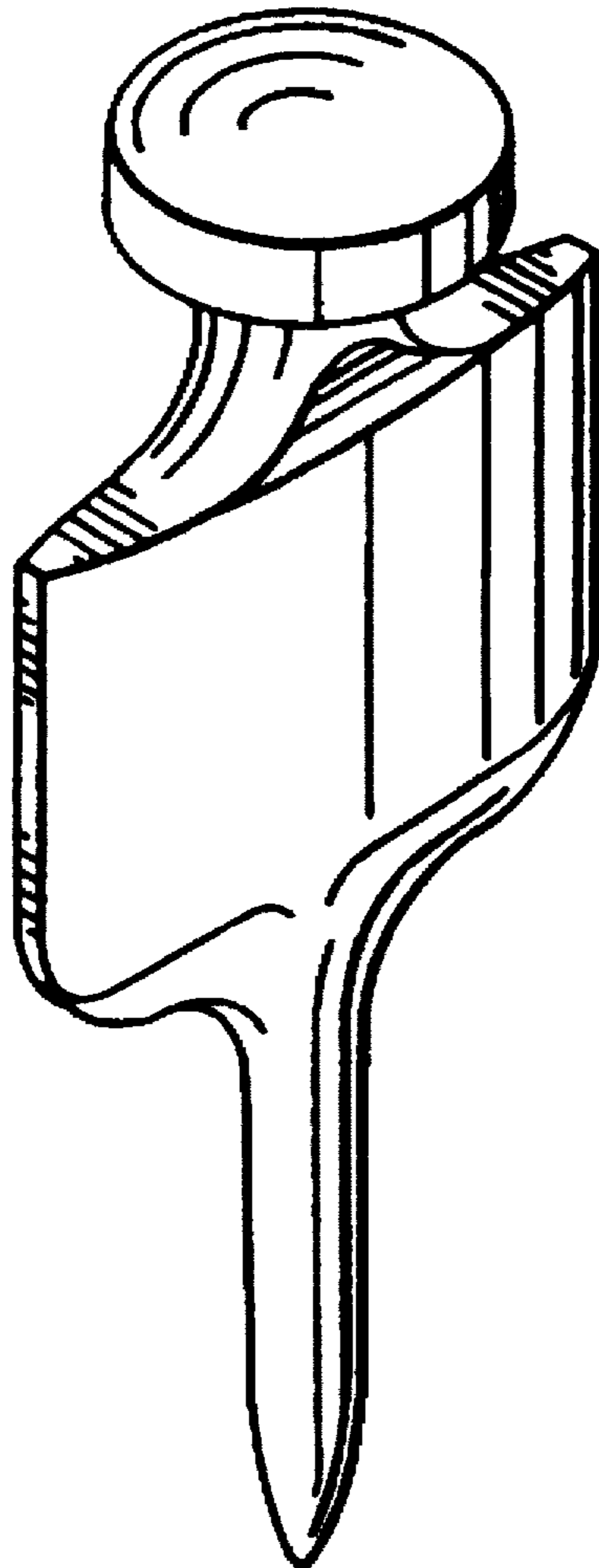
FIG. 2 is a front view thereof;

FIG. 3 is an elevation view thereof;

FIG. 4 is a top view thereof; and,

FIG. 5 is a bottom view thereof.

**1 Claim, 1 Drawing Sheet**



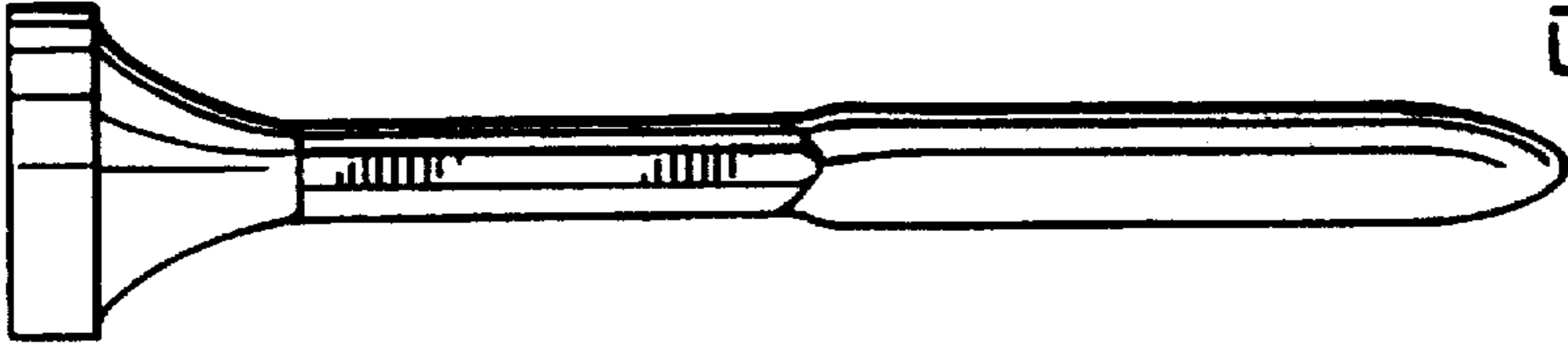


FIG. 1

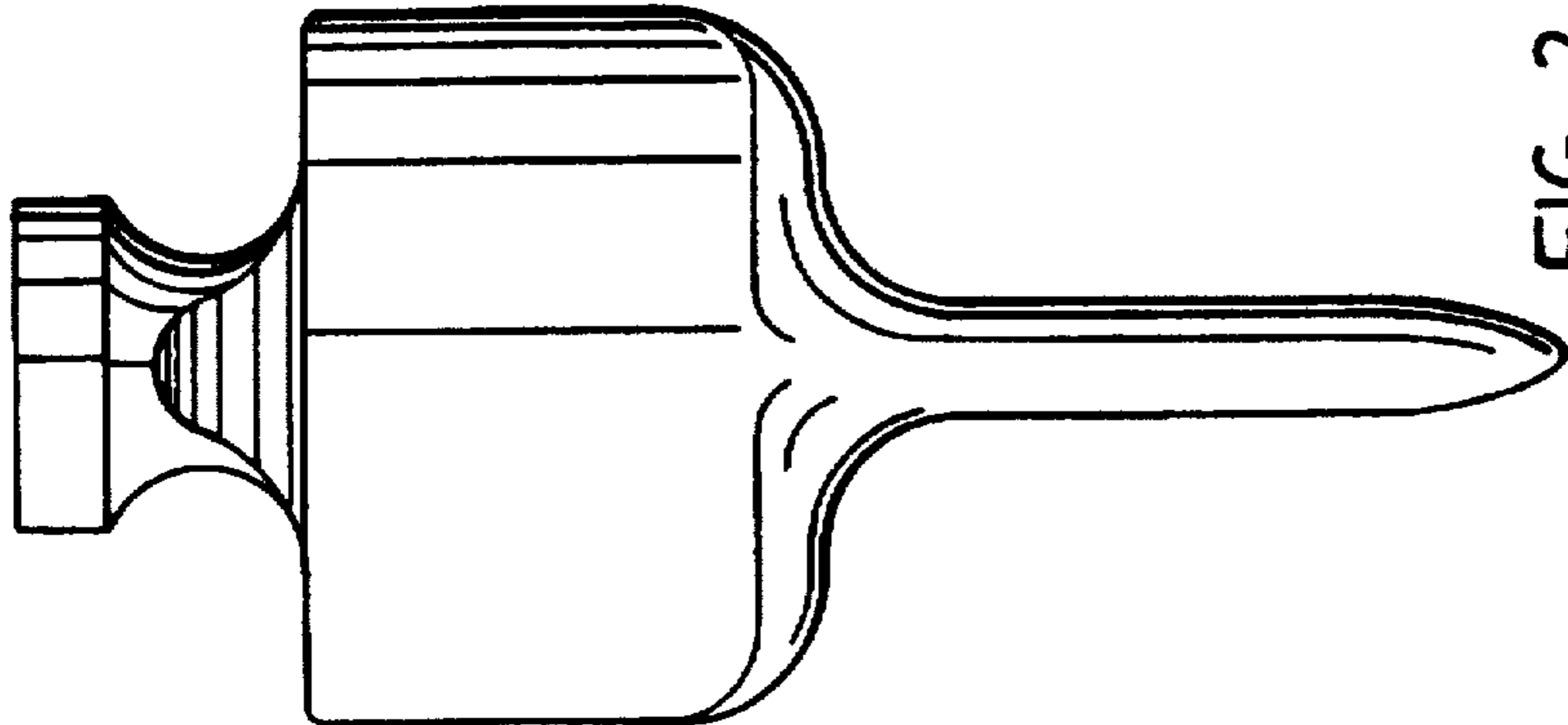


FIG. 2

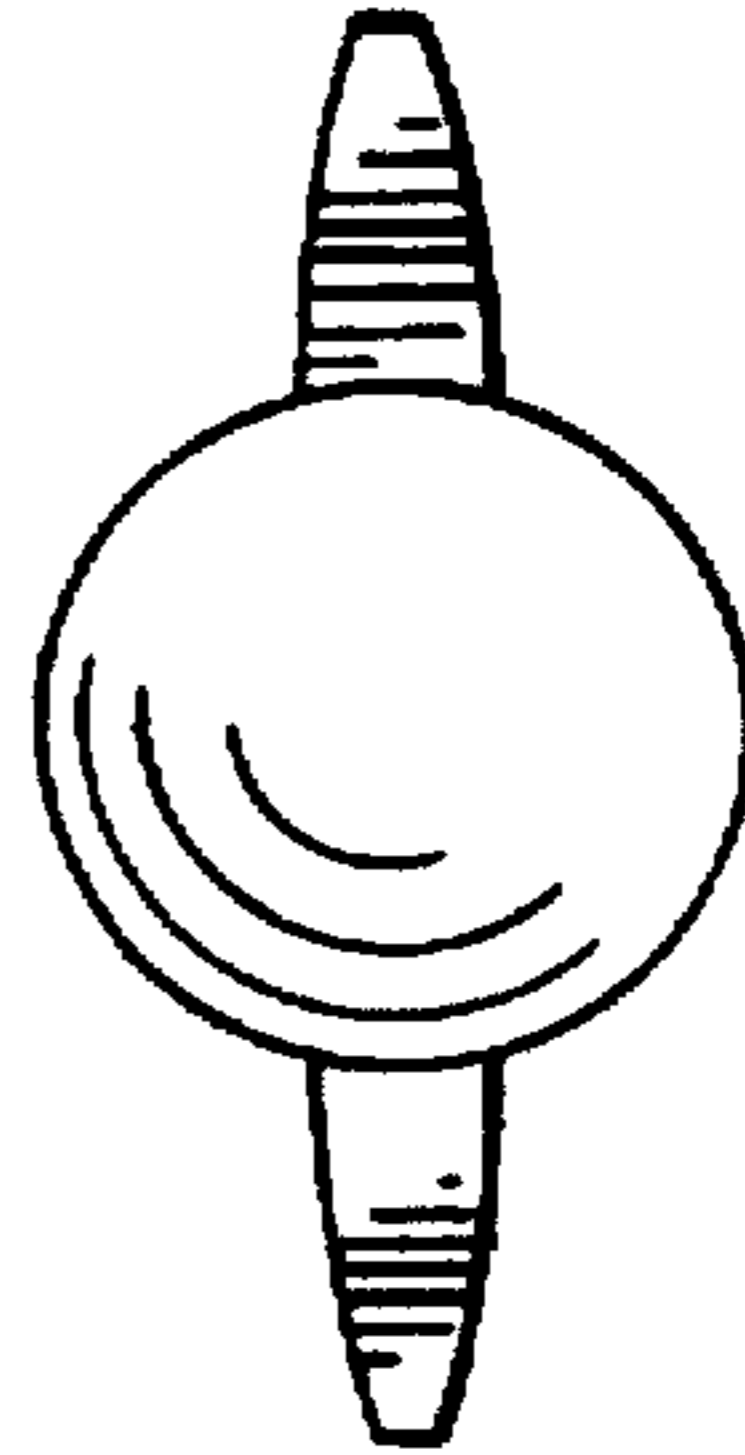


FIG. 3




FIG. 4




FIG. 5