



US00D392692S

# United States Patent [19] Windom

[11] Patent Number: Des. 392,692  
[45] Date of Patent: \*\*Mar. 24, 1998

## [54] CHESS SET

[76] Inventor: William Windom, 24 Carson Rd., Box 1067, Woodacre, Calif. 94973

[\*\*] Term: 14 Years

[21] Appl. No.: 62,428

[22] Filed: Nov. 4, 1996

### Related U.S. Application Data

[63] Continuation-in-part of Ser. No. 50,607, Feb. 16, 1996, Pat. No. Des. 385,587.

[51] LOC (6) Cl. .... 21-01

[52] U.S. Cl. .... D21/52

[58] Field of Search ..... D21/14-36, 51.52;  
273/236-288

## [56] References Cited

### U.S. PATENT DOCUMENTS

499,041	6/1893	Robbins	.....	D21/14
817,233	4/1906	Emmerling	.....	273/260
1,144,743	6/1915	Upjohn	.....	D21/14
1,405,988	2/1922	Erwin	.....	D21/24
2,932,745	4/1960	Alberti et al.	.....	D21/108
3,871,657	3/1975	Lorenz et al.	.....	273/260
3,881,731	5/1975	Dronney	.....	273/260
3,897,953	8/1975	Hovanian	.....	273/260
4,095,801	6/1978	Kembar	.....	273/285
4,470,602	9/1984	Reed	.....	273/260
4,758,195	7/1988	Walsh	.....	D21/108

### FOREIGN PATENT DOCUMENTS

2645412 6/1977 Germany ..... 273/260

Primary Examiner—Sandra L. Morris

Attorney, Agent, or Firm—Kelly Bauersfeld Lowry & Kelley, LLP

## [57] CLAIM

The ornamental design for a chess set, as shown and described.

### DESCRIPTION

FIG. 1 is a top, front and left side perspective view of a "King" chess set playing piece embodying the design;

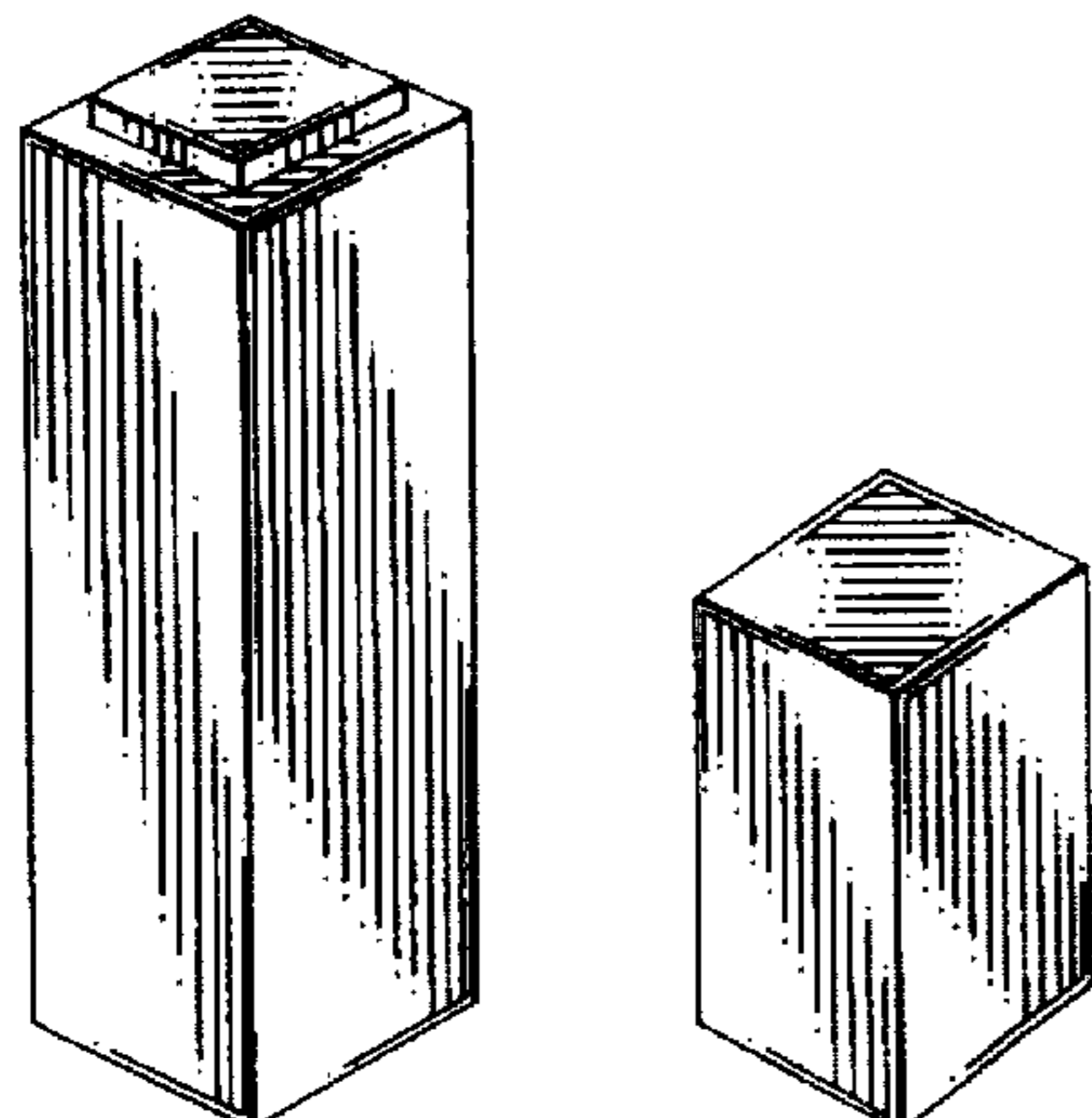


FIG. 2 is a side elevational view thereof;

FIG. 3 is a top plan view thereof;

FIG. 4 is a bottom plan view thereof;

FIG. 5 is a top, front and left side perspective view of a "Queen" chess set playing piece embodying the design;

FIG. 6 is a side elevational view thereof;

FIG. 7 is a top plan view thereof;

FIG. 8 is a bottom plan view thereof;

FIG. 9 is a top, front and left side perspective view of a "castle" chess set playing piece embodying the design;

FIG. 10 is a top plan view thereof;

FIG. 11 is a bottom plan view thereof;

FIG. 12 is a side elevational view thereof;

FIG. 13 is a top, front and left side perspective view of a "knight" chess set playing piece embodying the design;

FIG. 14 is a right side elevational view, the left side elevation being a mirror image thereof;

FIG. 15 is a top plan view thereof, the bottom plan view being the same;

FIG. 16 is a top, front and left side perspective view of "knight's pawn" chess set playing piece embodying the design;

FIG. 17 is a right side elevational view thereof, the left side elevational view being a mirror image;

FIG. 18 is a top plan view thereof;

FIG. 19 is a bottom plan view thereof;

FIG. 20 is a top, front and left side perspective view of a "bishop" chess set playing piece embodying the design;

FIG. 21 is a left side elevational view, the right side being a mirror image thereof;

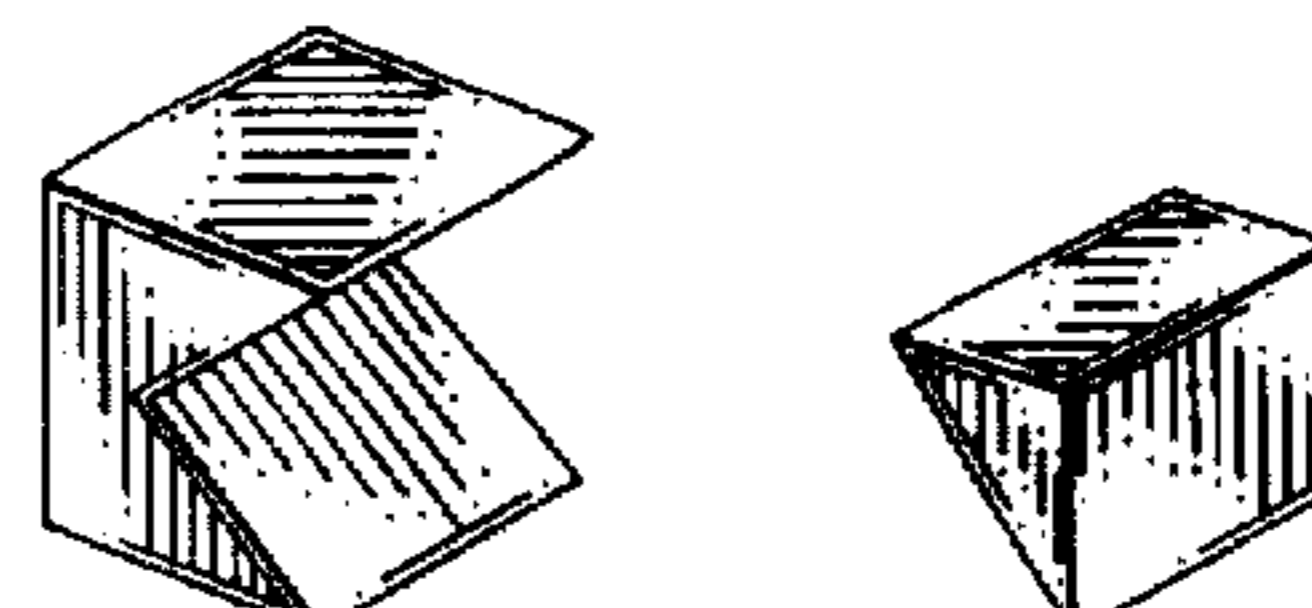
FIG. 22 is a top plan view thereof;

FIG. 23 is a bottom plan view thereof;

FIG. 24 is a front elevational view thereof, the rear elevational view being the same;

FIG. 25 is a top, front and left side perspective view of a "bishop's pawn" (left pawn) chess set playing piece embodying the design; and,

FIG. 26 is a top, front and left side perspective view of a "bishop's pawn" (right pawn) chess set playing piece embodying the design.



1 Claim, 2 Drawing Sheets




FIG. 1




FIG. 2

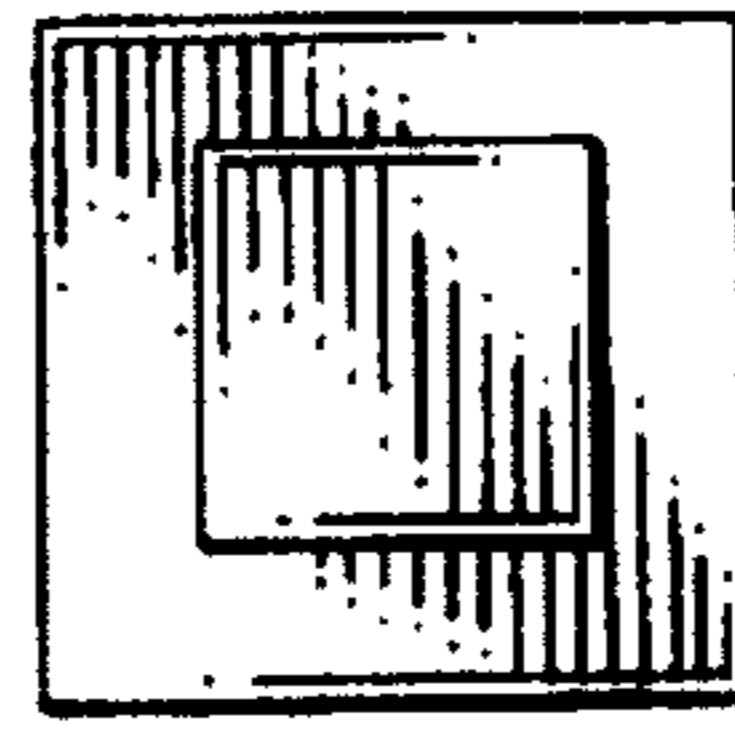


FIG. 3




FIG. 4

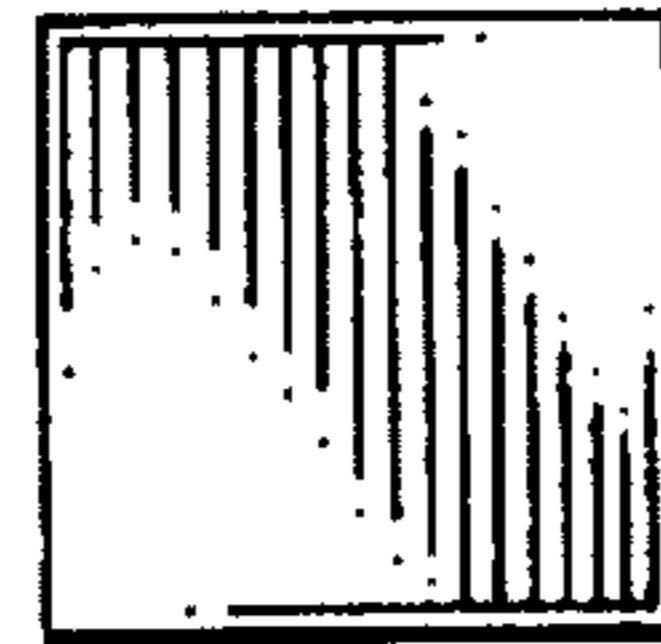


FIG. 7




FIG. 8




FIG. 5



FIG. 6

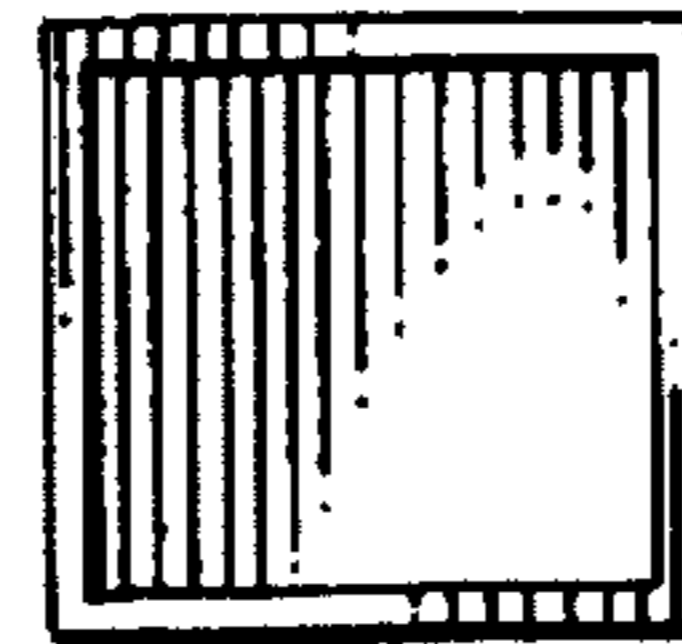


FIG. 11

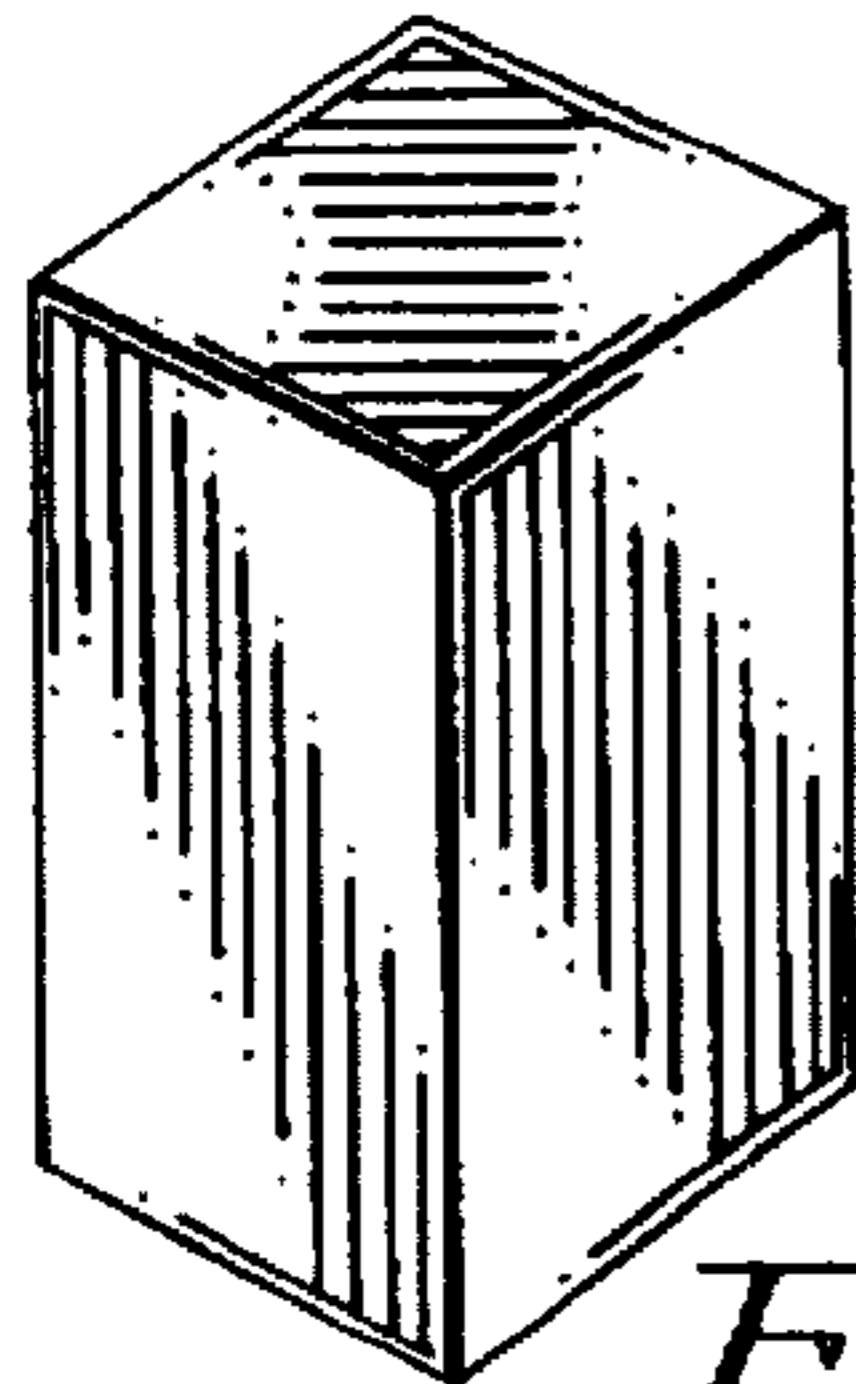


FIG. 9

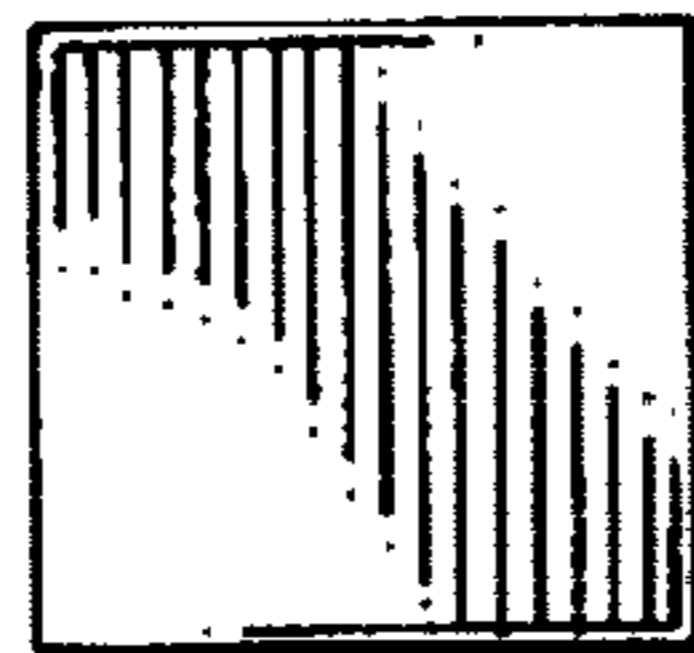
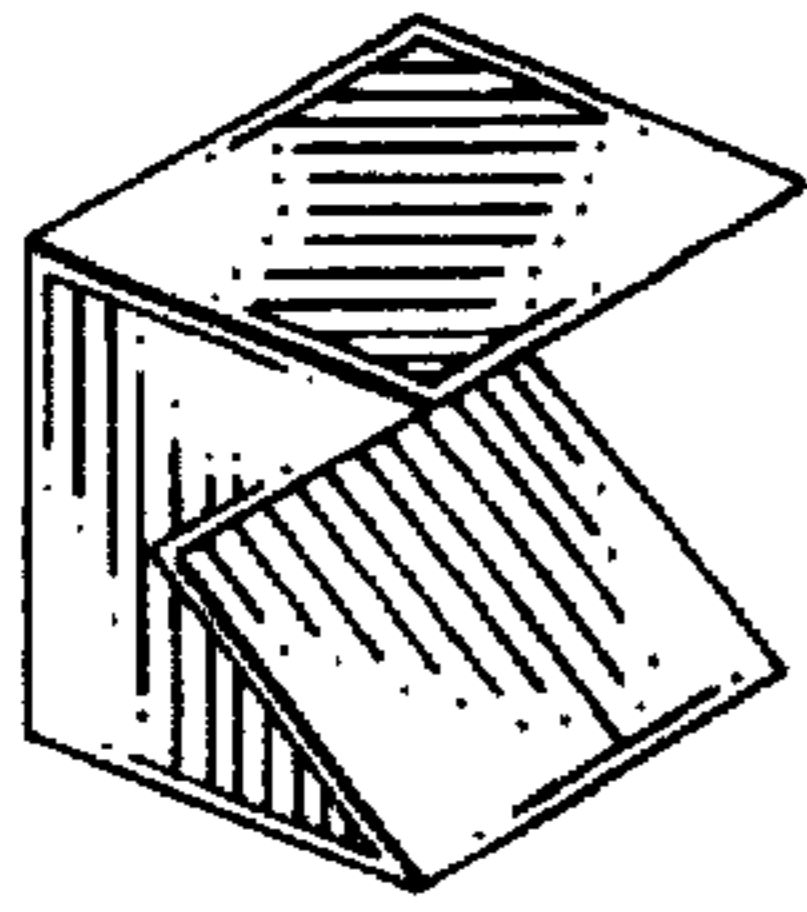


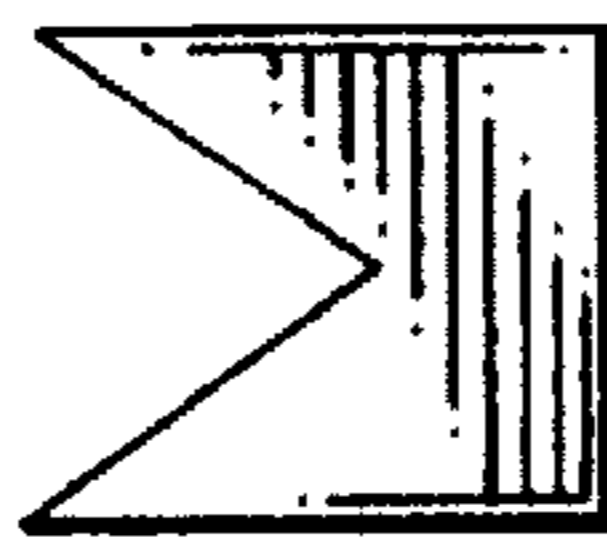
FIG. 10



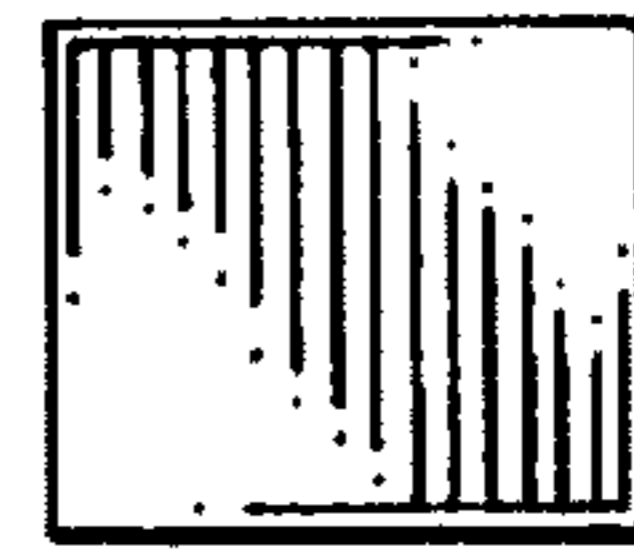
FIG. 12



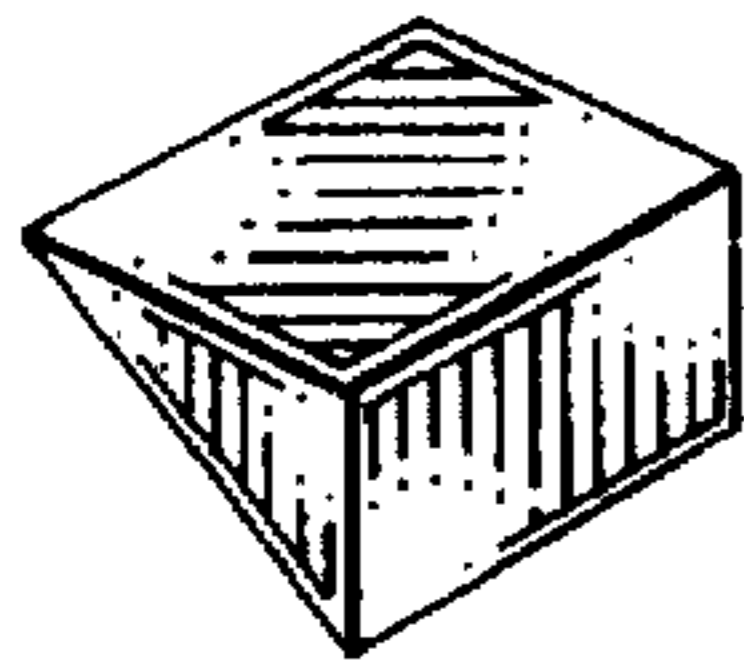
*FIG. 13*



*FIG. 14*




*FIG. 15*



*FIG. 16*



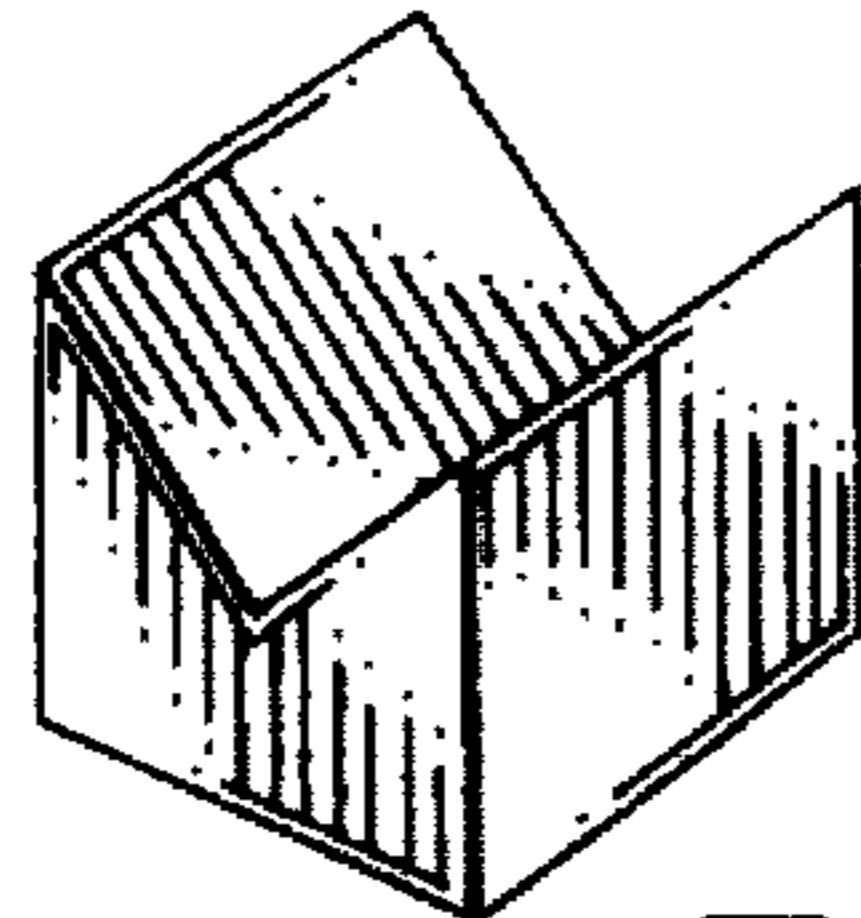
*FIG. 17*



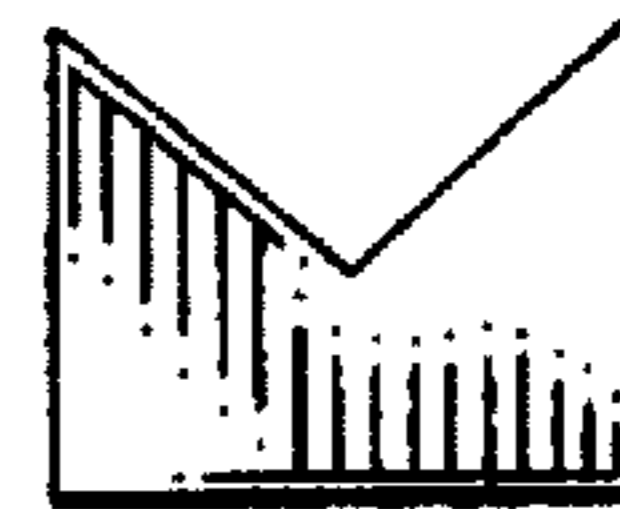
*FIG. 18*



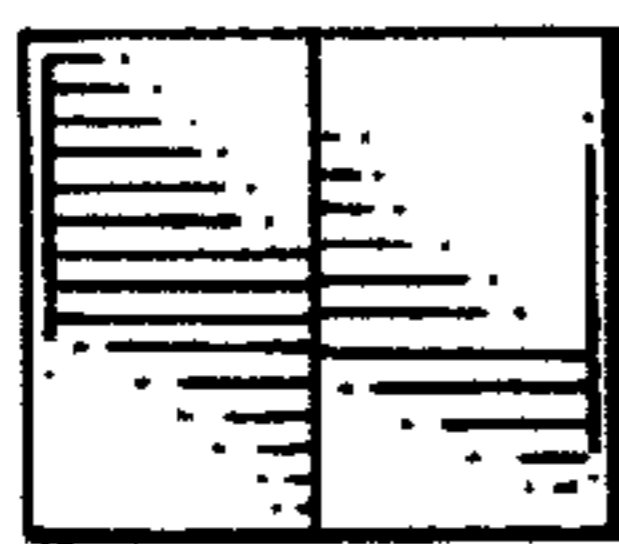
*FIG. 19*




*FIG. 20*



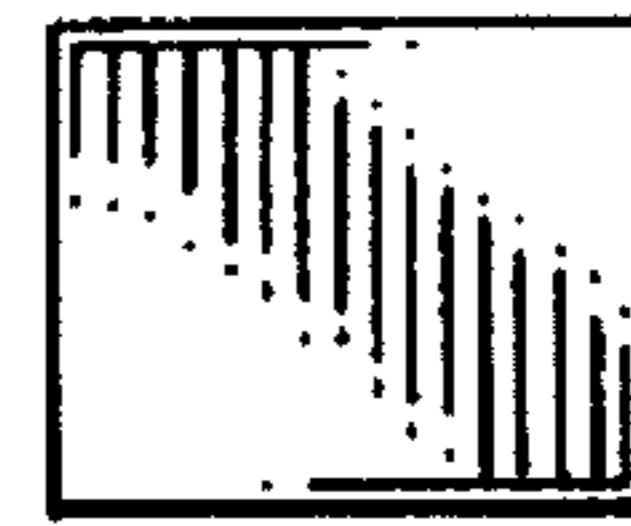
*FIG. 21*



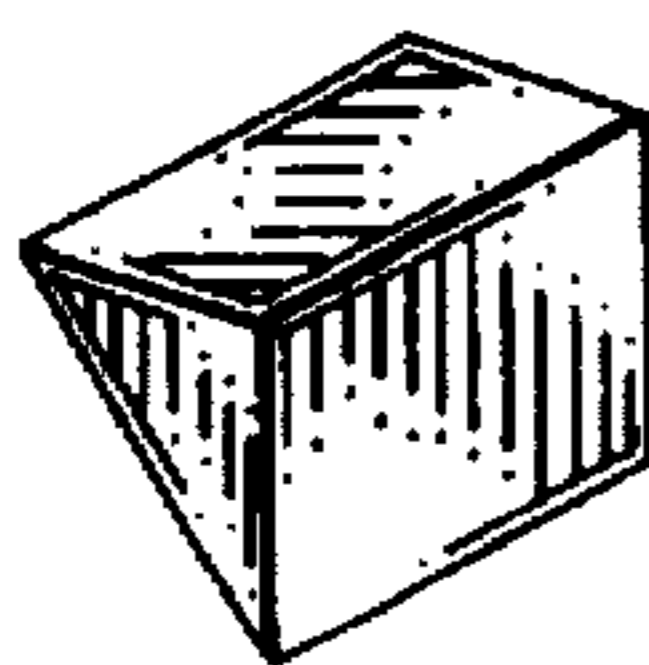
*FIG. 22*



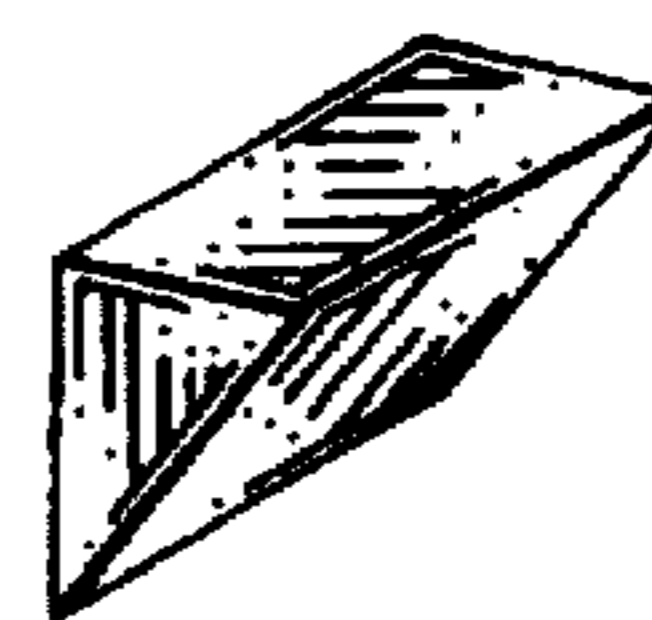
*FIG. 23*



*FIG. 24*



*FIG. 25*



*FIG. 26*