

US00D392647S

United States Patent [19]

Ueda et al.

[11] Patent Number: **Des. 392,647**

[45] Date of Patent: ****Mar. 24, 1998**

[54] **INTERNAL COMBUSTION ENGINE**

[75] Inventors: **Yoshiteru Ueda, Kakogawa; Tetsuhiro Yamakawa, Kakogawa, both of Japan; Shinichi Tanba, Maryville, Mo.; Ichiro Uemura, Maryville, Mo.; Atsuhiko Yoshimatsu, Maryville, Mo.; Keisuke Tomonaga, Akashi, Japan**

[73] Assignee: **Kawasaki Jukogyo Kabushiki Kaisha, Kobe, Japan**

[**] Term: **14 Years**

[21] Appl. No.: **64,200**

[22] Filed: **Dec. 24, 1996**

[30] **Foreign Application Priority Data**

Jul. 24, 1996 [JP] Japan 8-22444

[51] **LOC (6) Cl.** **15-01**

[52] **U.S. Cl.** **D15/1**

[58] **Field of Search** **D15/1-5, 14-17; 123/41.7, 198 E**

[56] **References Cited**

U.S. PATENT DOCUMENTS

D. 308,872 6/1990 Harkness et al. D15/1

4,233,043 11/1980 Catterson 123/198 E X
5,199,389 4/1993 Wolf et al. 123/41.7
5,526,777 6/1996 Taomo 123/198 E X

OTHER PUBLICATIONS

Jeg's High Performance Mail Order Catalog, p. 129-Q, Power Package, Briggs and Stratton engine, Apr. 1993.

Primary Examiner—Sandra L. Morris

Attorney, Agent, or Firm—Marshall, O'Toole, Gerstein, Murray & Borun



[57] **CLAIM**

The ornamental design for an "internal combustion engine", as shown and described.

DESCRIPTION

FIG. 1 is a top plan view of an internal combustion engine showing our new design;
FIG. 2 is a front view thereof;
FIG. 3 is a right side elevational view thereof;
FIG. 4 is a left side elevational view thereof;
FIG. 5 is a rear elevational view thereof;
FIG. 6 is a bottom plan view thereof;
FIG. 7 is a perspective view from the left side-front thereof; and,
FIG. 8 is a perspective view from the right side-rear thereof.

1 Claim, 4 Drawing Sheets






FIG. 1




FIG. 2




FIG. 3




FIG. 4




FIG. 5




FIG. 6




FIG. 7




FIG. 8