

US00D392615S

# United States Patent [19] Basile

[11] Patent Number: **Des. 392,615**  
[45] Date of Patent: **\*\*Mar. 24, 1998**

## [54] PORTABLE POWER CONDITIONER

[76] Inventor: **Joseph L. Basile**, 2220 Maitland Ave.,  
Cuyahoga Falls, Ohio 44223

[\*\*] Term: **14 Years**

[21] Appl. No.: **64,085**

[22] Filed: **Dec. 17, 1996**

[51] LOC (6) Cl. .... **13-03**

[52] U.S. Cl. .... **D13/123**

[58] Field of Search ..... D13/110, 123,  
D13/137, 141, 162, 164, 184, 116, 147;  
307/38, 39, 72, 105, 150, 151; 361/729,  
730, 752, 600, 601; 439/535

## [56] References Cited

### U.S. PATENT DOCUMENTS

D. 276,998	1/1985	Caven	.....	D13/184
D. 315,142	3/1991	Neuwirth	.....	D13/141 X
D. 354,267	1/1995	Severinski	.....	D13/110
4,542,443	9/1985	Rinefield, Jr.	.....	361/752 X
4,668,034	5/1987	McHattie et al.	.....	D13/141 X
5,278,771	1/1994	Nyenya	.....	307/38 X
5,589,718	12/1996	Lee	.....	307/72

## OTHER PUBLICATIONS

"Northern Telecom, Supplies & Accessories Catalog",  
Power Conditioners, p. 12, May 1984.

*Primary Examiner*—James Gandy

*Assistant Examiner*—Cathron B. Matta

*Attorney, Agent, or Firm*—Lee A. Germain; Ray L. Weber

## [57] CLAIM

The ornamental design for a portable power conditioner, as shown and described.

## DESCRIPTION

FIG. 1 is a top view of a new design for a portable power conditioner according to a first and a third embodiment thereof;

FIG. 2 is a left end elevational view of the first and a second embodiment thereof;

FIG. 3 is a right end elevational view of all four embodiments;

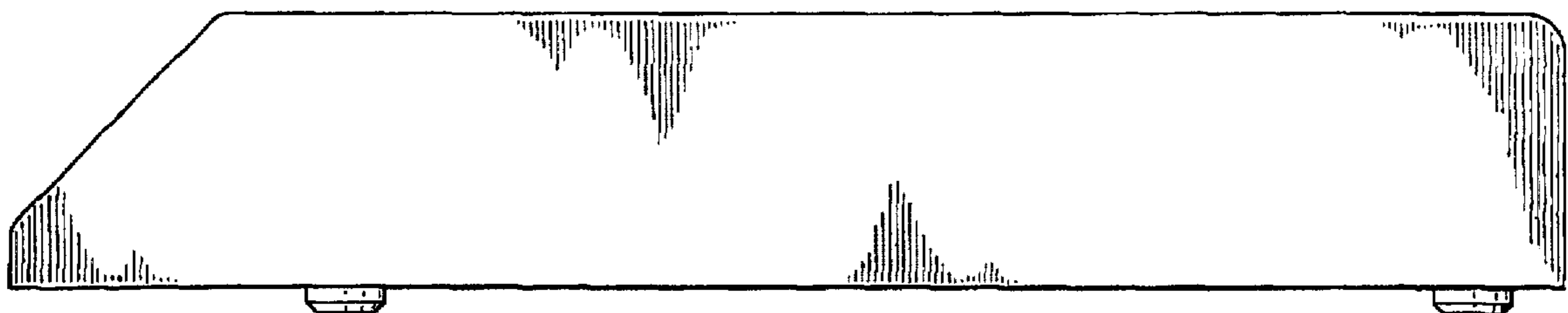
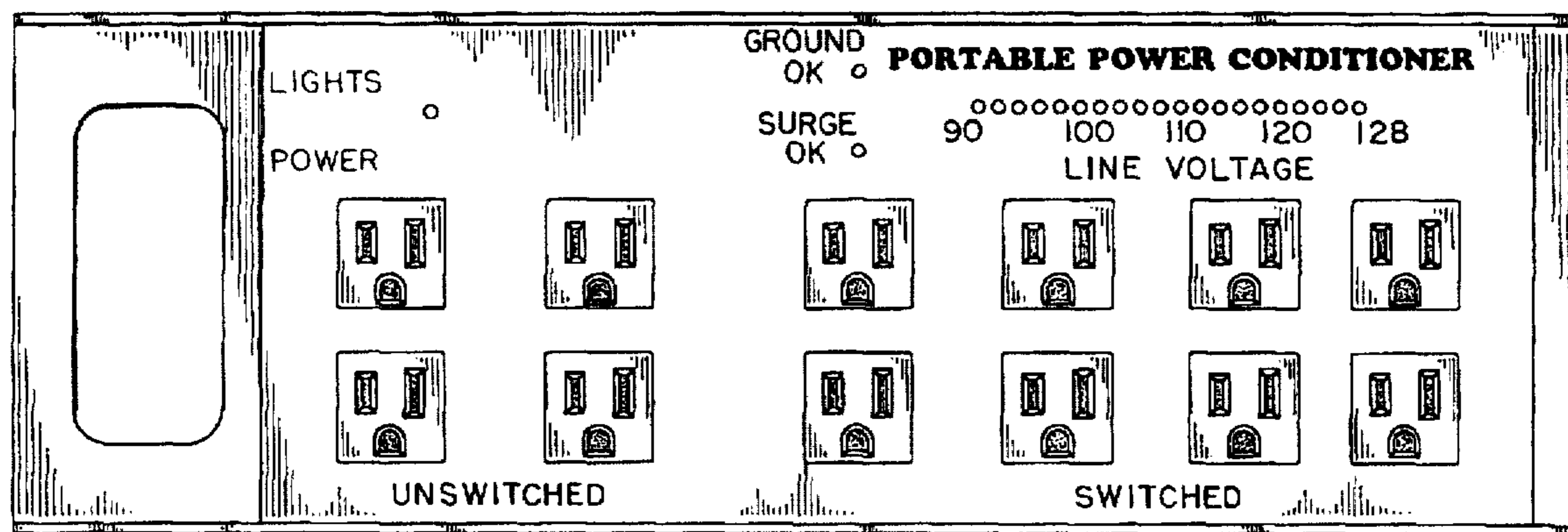
FIG. 4 is a side elevational view of the first and second embodiments, the opposite side view being a mirror image thereof;

FIG. 5 is a top view of the second and fourth embodiments;

FIG. 6 is a side elevational view of the third and fourth embodiments, the opposite side view being a mirror image thereof; and,

FIG. 7 is a left end elevational view of the third and fourth embodiments.

**1 Claim, 2 Drawing Sheets**



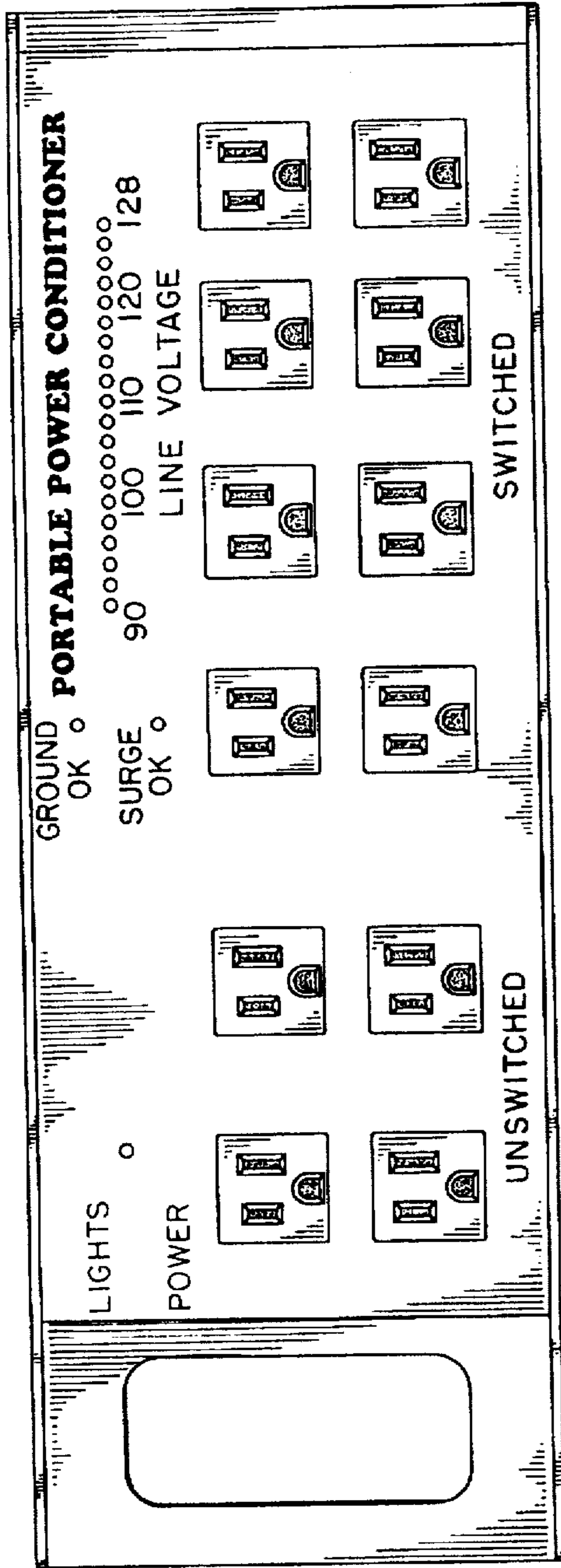


FIG. -1

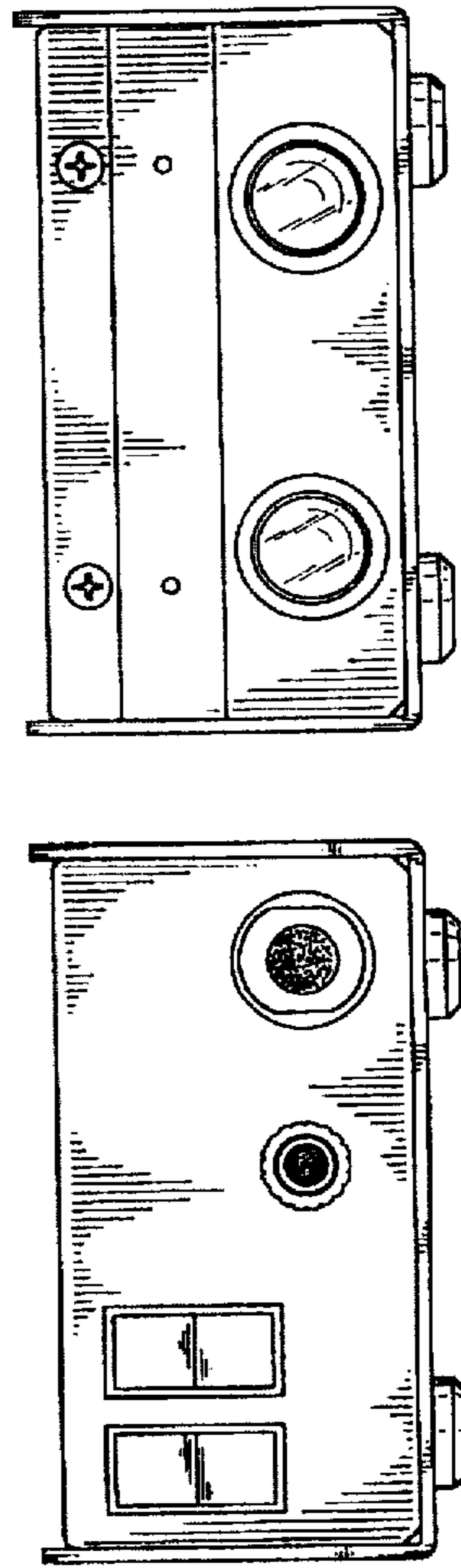


FIG. -2

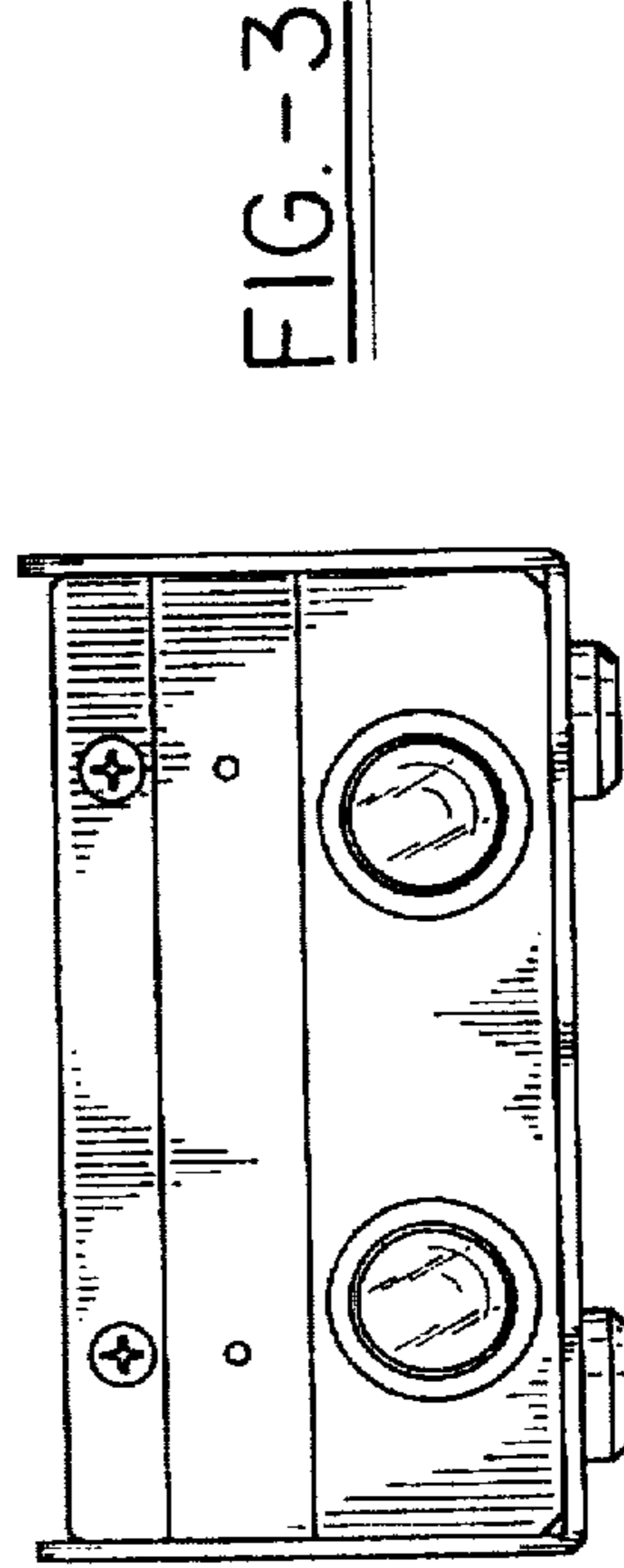


FIG. -3




FIG. -4

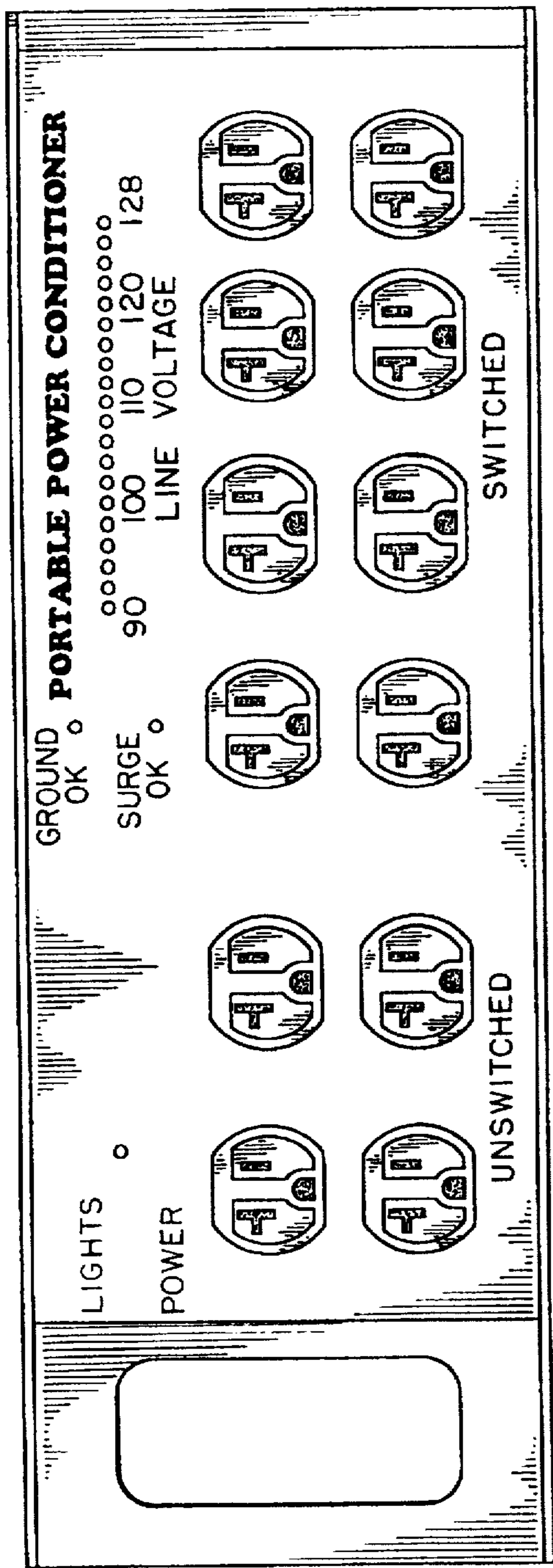


FIG. - 5




FIG. - 6

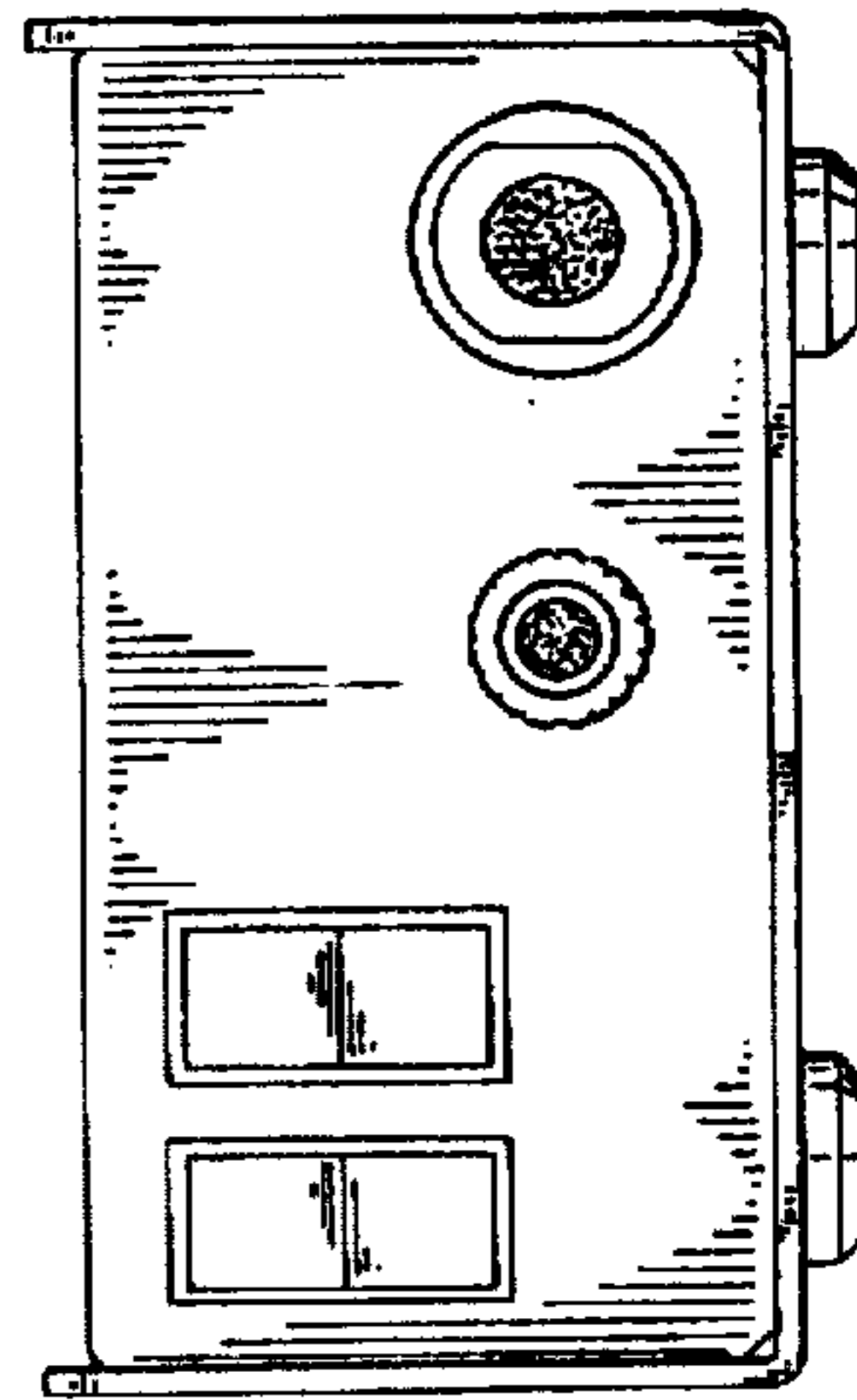


FIG. - 7