



US00D392613S

United States Patent [19]

[11] Patent Number: **Des. 392,613**

Peters

[45] Date of Patent: ****Mar. 24, 1998**

[54] **ORGANIZER FOR ARMRESTS OF RECREATIONAL VEHICLE SEATS AND OTHER CHAIRS**

Primary Examiner—Jeffrey Asch
Assistant Examiner—Stacia Sinuik
Attorney, Agent, or Firm—Carter & Schnedler, P.A.

[76] Inventor: **C. Denise Peters, 35 Black Oak Dr., Asheville, N.C. 28804**

[57] **CLAIM**

[**] Term: **14 Years**

The ornamental design for the organizer for armrests or recreational vehicle seats and other chairs, as shown and described.

[21] Appl. No.: **59,623**

DESCRIPTION

[22] Filed: **Sep. 13, 1996**

[51] LOC (6) Cl. **12-16**

[52] U.S. Cl. **D12/416**

[58] Field of Search D12/400, 415-416, D12/420-421; D6/500-502, 601; 224/42.11, 42.46, 275-277; 296/37.15; 297/188.18, 191; 312/235.8; 383/11

FIG. 1 is a three-dimensional view of an organizer for armrests of recreational vehicle seats and other chairs showing my new design, shown in position over the armrest of the driver's or passenger's seat of a coach-type recreational vehicle, with the articles within the organizer shown in phantom;

FIG. 2 is an enlarged view of the outside-facing side of the organizer of FIG. 1, with articles shown in phantom received in pockets;

FIG. 3 is a view of the inside-facing side of the organizer, with an article shown in phantom contained within a single pocket;

FIG. 4 is a side elevational view from the outside-facing side of the organizer, generally corresponding to the side most visible in FIG. 2;

FIG. 5 is a similar side elevational view of the inside-facing side of the organizer, generally corresponding to the side most visible in FIG. 3;

FIG. 6 is an elevational view of from the front end of the organizer, the corresponding rear view (not shown) being a mirror image of FIG. 6;

FIG. 7 is a top plan view of the organizer;

FIG. 8 is a bottom view of the organizer; and,

FIG. 9 is a view, similar to FIG. 1, of the organizer installed over a wider armrest.

The broken line showing of the vehicle seat in FIGS. 1 and 9, and of the articles shown positioned within the organizer in FIGS. 1, 2, 3 and 9 is for illustrative purposes only and forms no part of the claimed design;

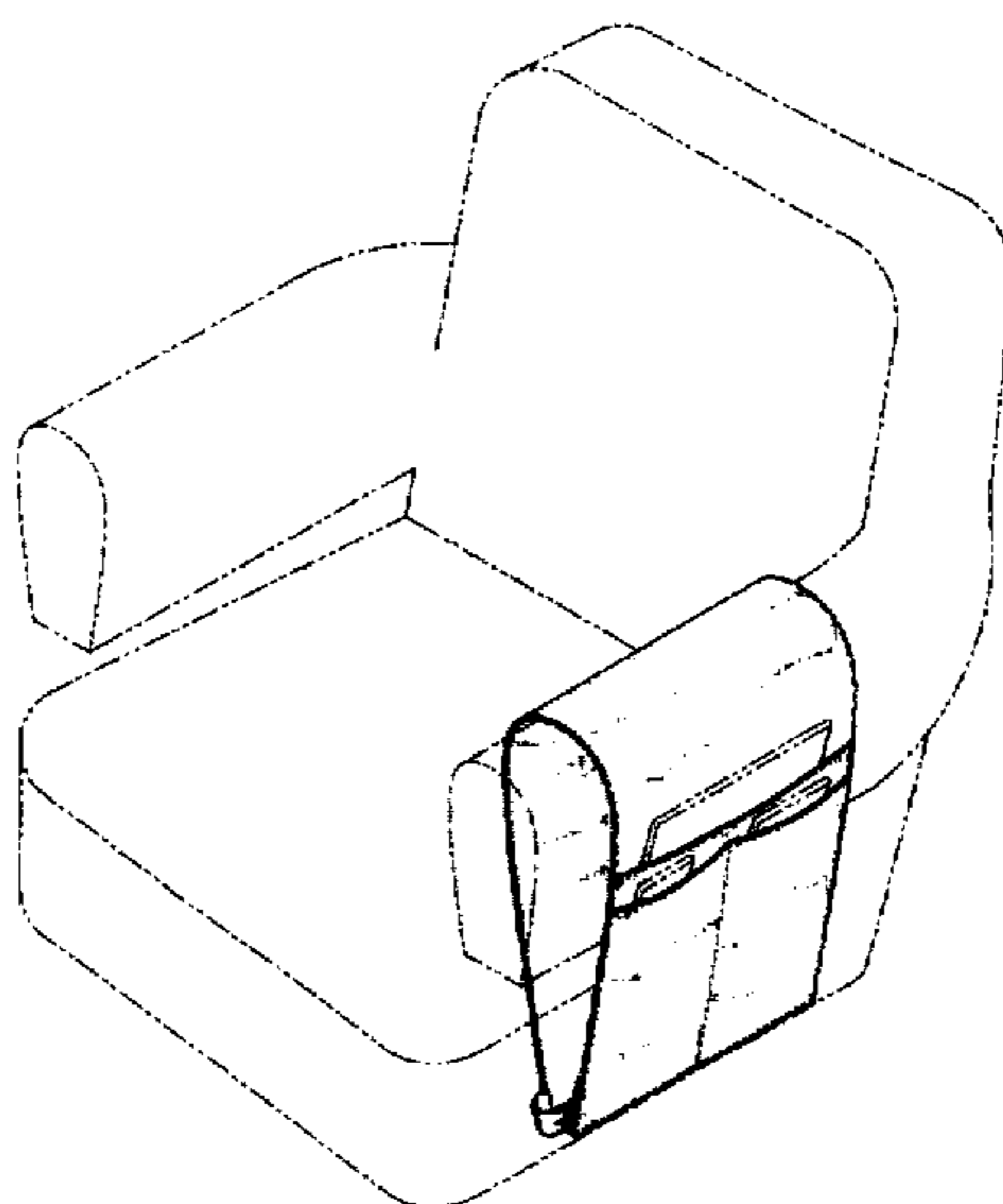
The dashed lines on the organizer for armrests of recreational vehicle seats and other chairs are understood to represent stitching.

[56] **References Cited**

U.S. PATENT DOCUMENTS

D. 312,349	11/1990	Pogue	D12/416
1,656,339	1/1928	Runyan	224/275
1,725,508	8/1929	Bell-Clifford .	
1,738,557	12/1929	Beiling .	
2,061,302	11/1936	Egler .	
2,163,759	6/1939	McCann .	
2,767,895	10/1956	Smith .	
2,822,968	2/1958	Jackson .	
2,953,288	9/1960	Peterson .	
2,979,098	4/1961	Greaves .	
2,979,120	4/1961	Amburn .	
3,042,467	7/1962	Germick .	
3,151,909	10/1964	Gerdetz .	
3,717,188	2/1973	Green	224/42.11 X
3,763,972	10/1973	Karzmar .	
4,050,491	9/1977	Hagrove .	
4,131,313	12/1978	Jacobs	297/188.18
4,553,785	11/1985	Duke, Jr. et al. .	
4,650,103	3/1987	Mitchell	224/275
4,966,318	10/1990	Dutka .	
5,226,576	7/1993	Ellsworth	224/42.46
5,354,119	10/1994	Nicholas	297/191
5,383,727	1/1995	Rife	383/11
5,511,710	4/1996	Woods et al.	224/42.11 X
5,581,829	12/1996	Lee	224/42.11 X

1 Claim, 5 Drawing Sheets



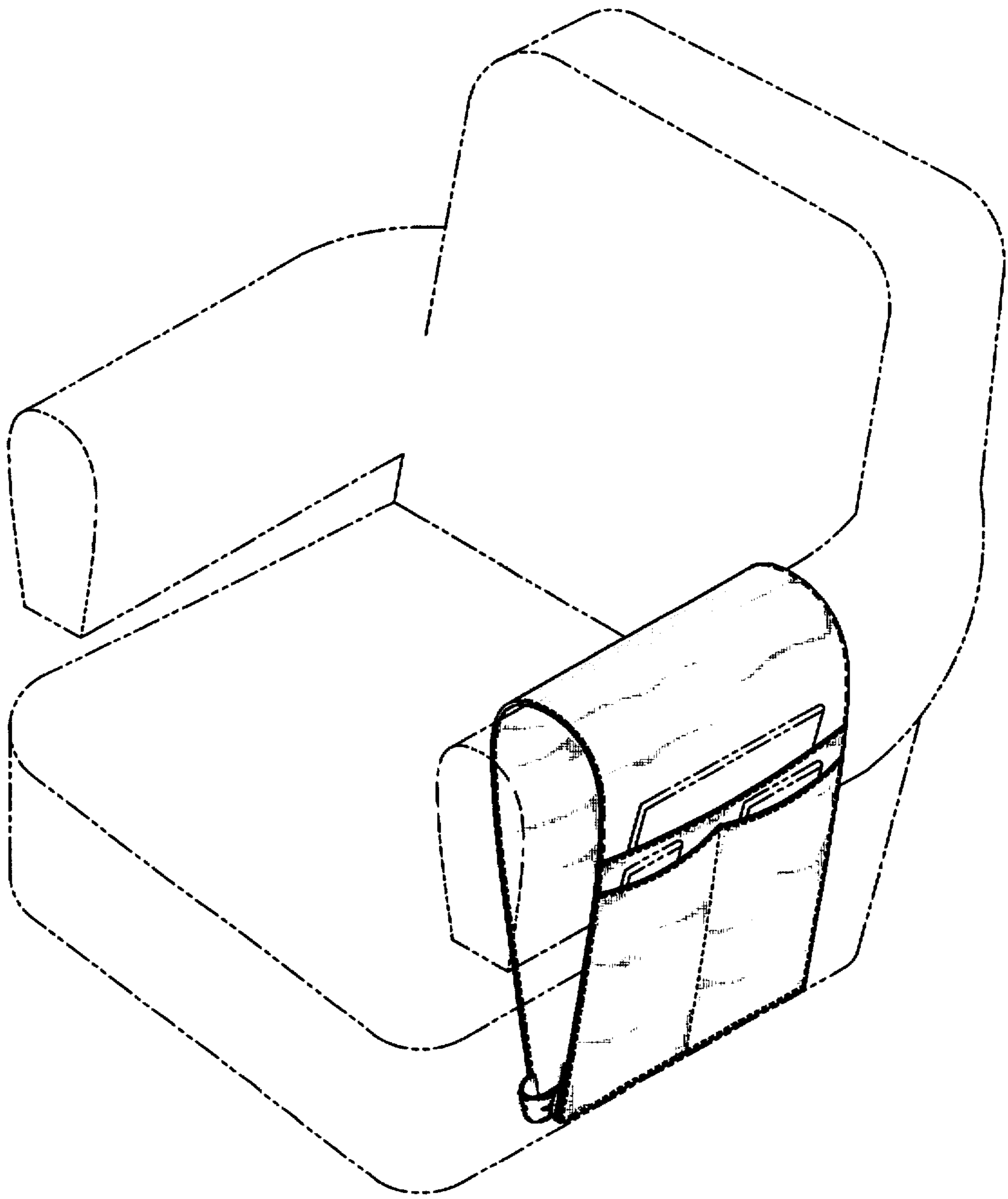


Fig. 1

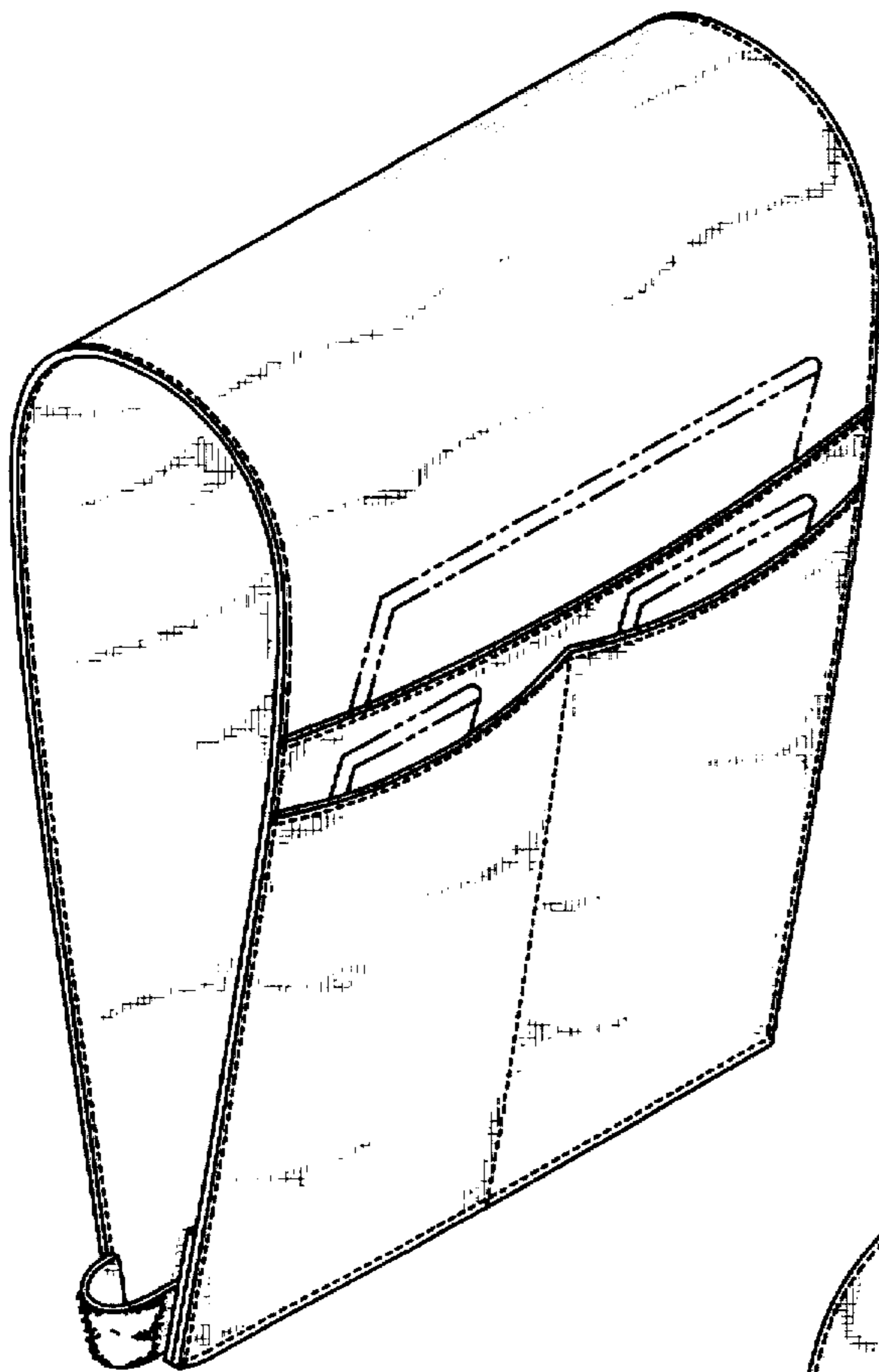


Fig. 2

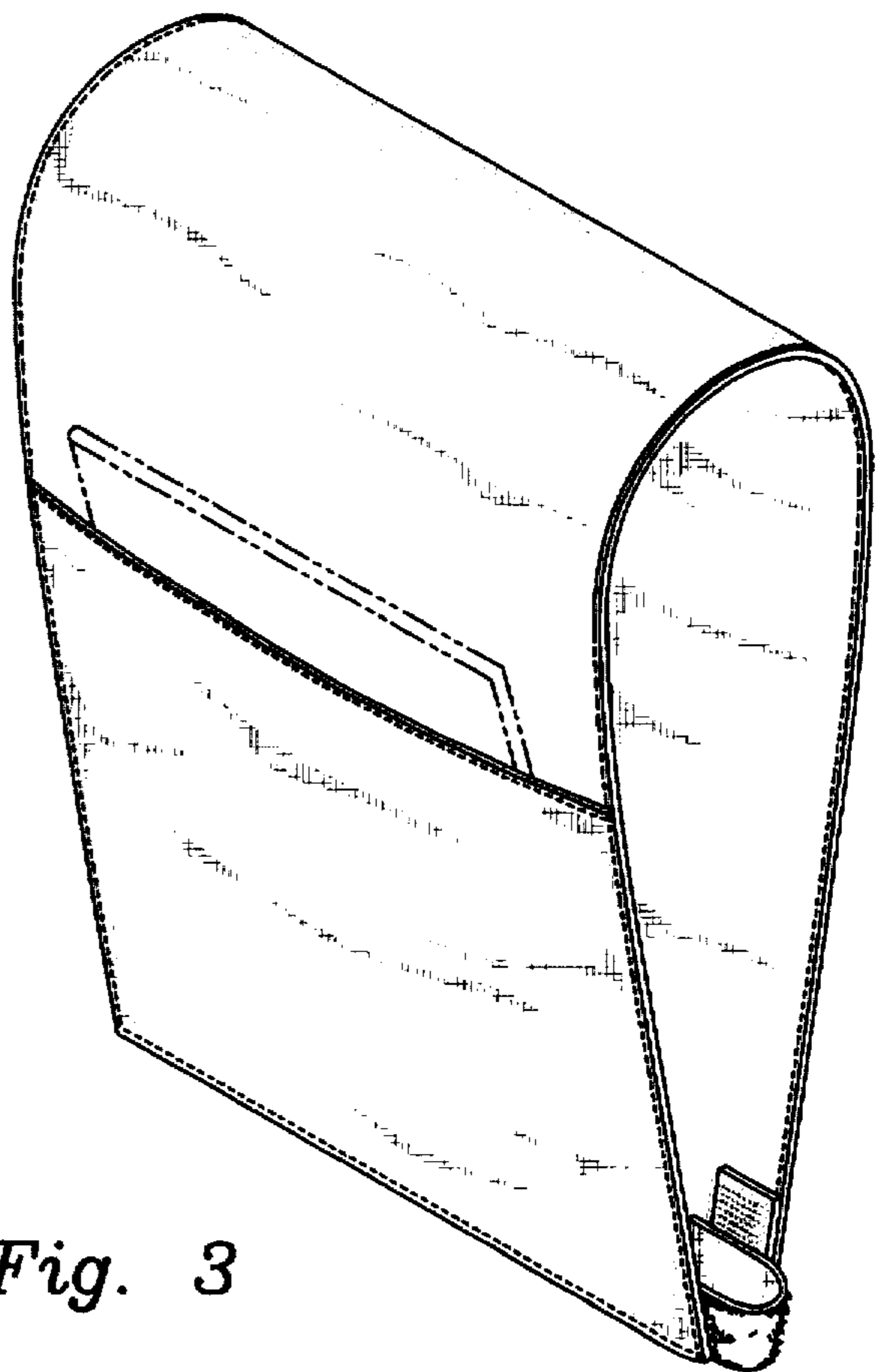


Fig. 3




Fig. 4




Fig. 5

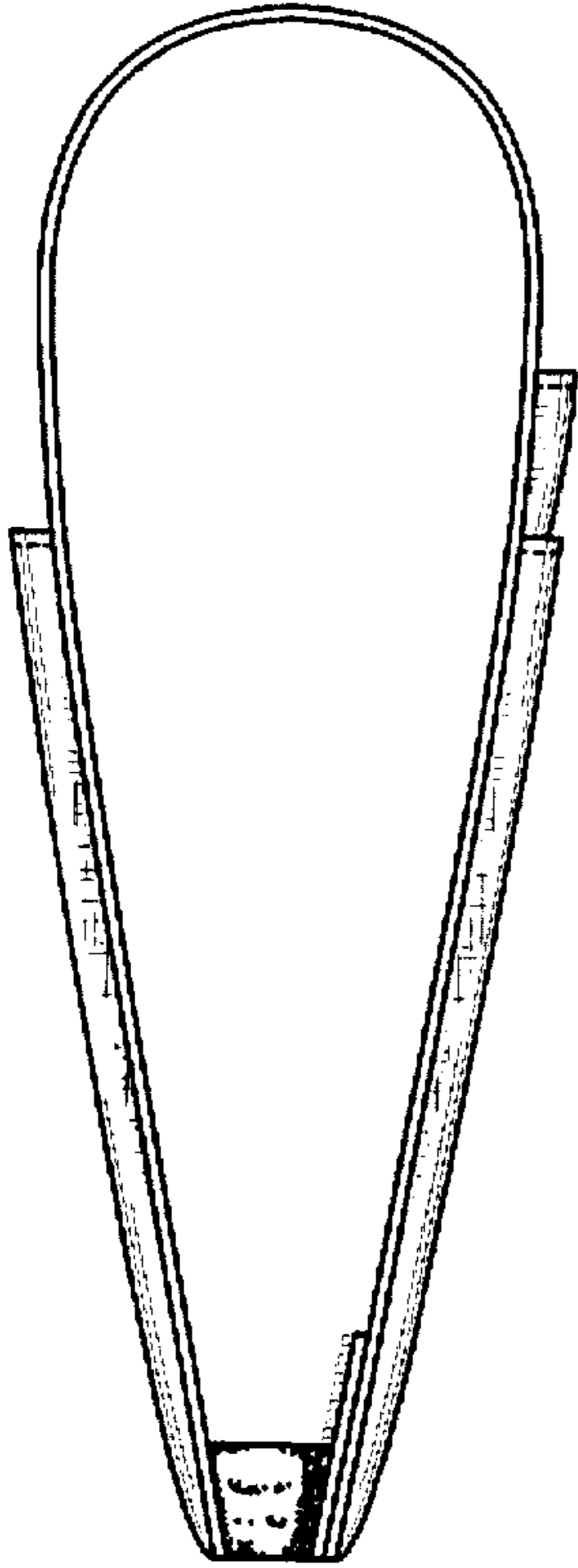


Fig. 6




Fig. 7



Fig. 8

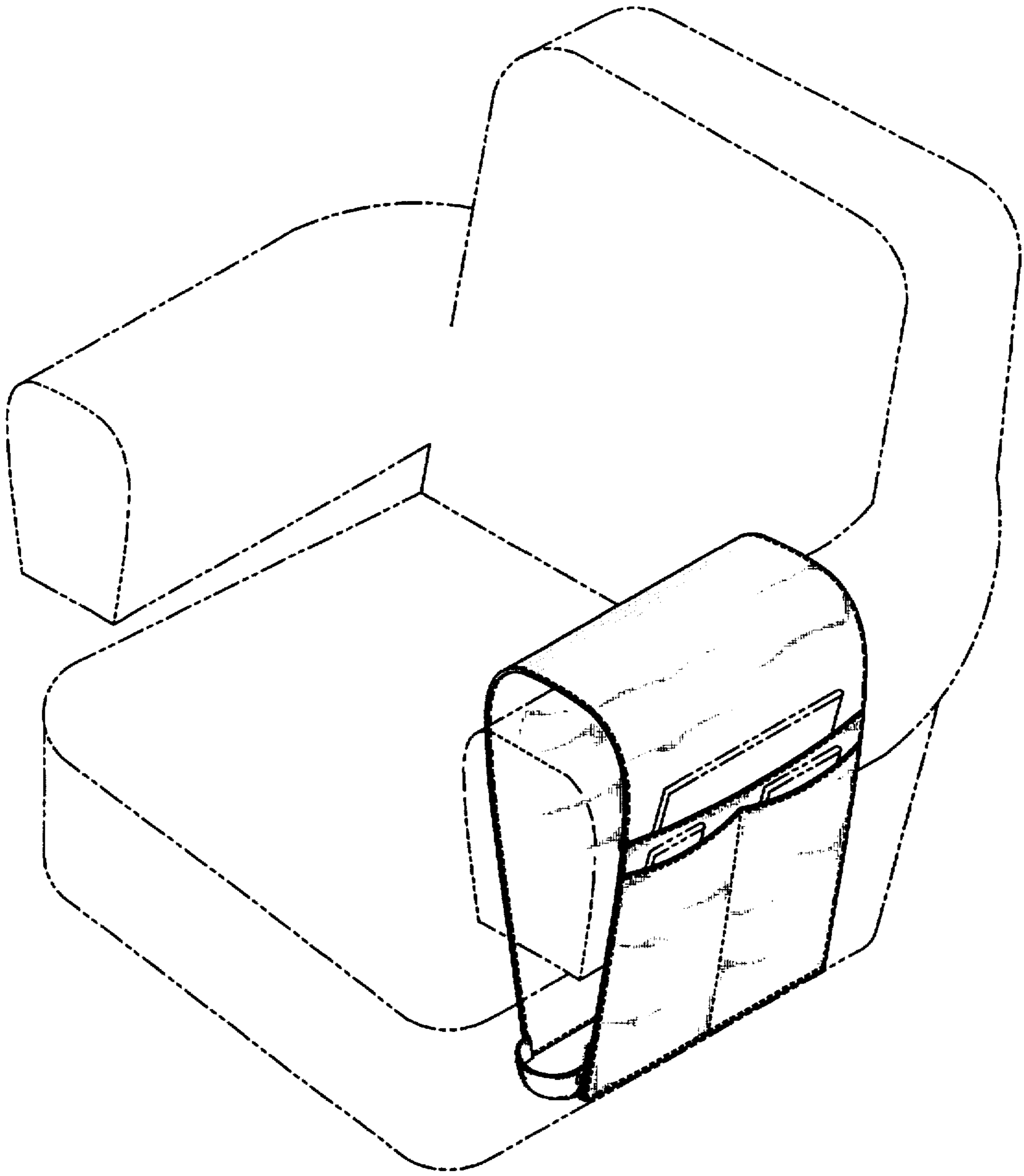


Fig. 9