



US00D392610S

United States Patent [19]

Noriega

[11] Patent Number: **Des. 392,610**

[45] Date of Patent: ****Mar. 24, 1998**

[54] **COMPOSITE CENTER CASTING FOR A WHEEL RIM**

[76] Inventor: **Frank Noriega**, 9246 Claymore St., Pico Rivera, Calif. 90660

[**] Term: **14 Years**

[21] Appl. No.: **62,013**

[22] Filed: **Nov. 5, 1996**

[51] LOC (6) Cl. **12-16**

[52] U.S. Cl. **D12/209**

[58] Field of Search D12/204-213;
301/64.1, 65, 37.1

D. 352,021	11/1994	Powers	D12/209 X
D. 368,883	4/1996	Rhor	D12/209
D. 370,652	6/1996	Londry	D12/209
D. 372,696	8/1996	Tung	D12/209
D. 372,697	8/1996	Echazabal et al.	D12/209
D. 378,506	3/1997	Stolz et al.	D12/209
5,184,874	2/1993	Olson	301/64.1

Primary Examiner—James Gandy
Assistant Examiner—Stacia Sinuik

[57] CLAIM

The ornamental design for a composite center casting for a wheel rim, as shown and described.

DESCRIPTION

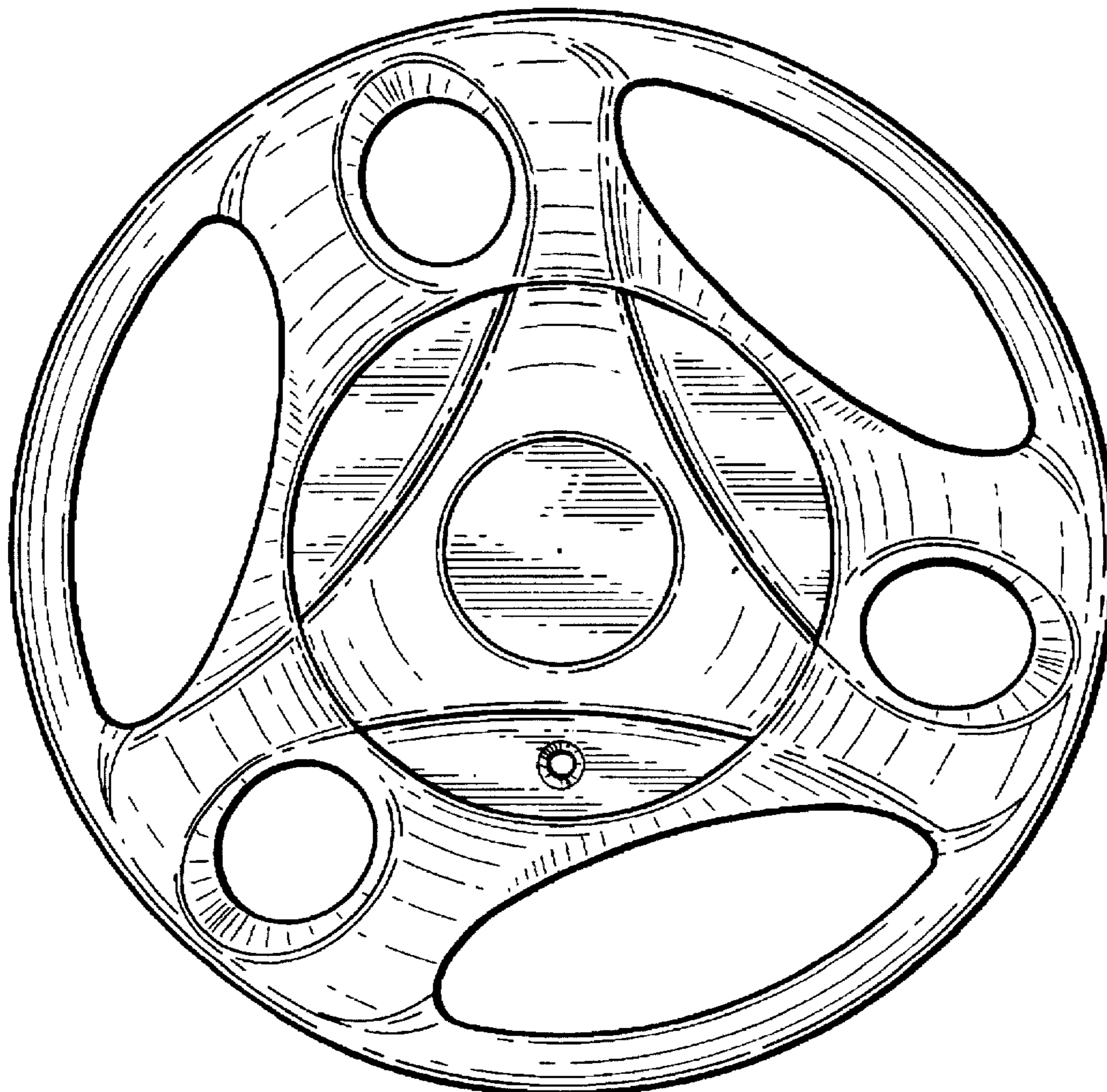
FIG. 1 is a front perspective view of a composite center casting for a wheel rim showing my new design; FIG. 2 is a front elevational view thereof; FIG. 3 is a right side elevational view thereof, it being understood that the left side is the same as that shown; FIG. 4 is a top plan view thereof; and, FIG. 5 is a bottom plan view thereof.

1 Claim, 2 Drawing Sheets

[56] References Cited

U.S. PATENT DOCUMENTS

D. 56,136	8/1920	Gilbert	D12/209 X
D. 225,989	1/1973	Chadwick	D12/209 X
D. 299,918	2/1989	Envall et al.	D12/209
D. 337,562	7/1993	Hareide	D12/209
D. 340,438	10/1993	Sheeler	D12/209
D. 347,203	5/1994	Buyze et al.	D12/211



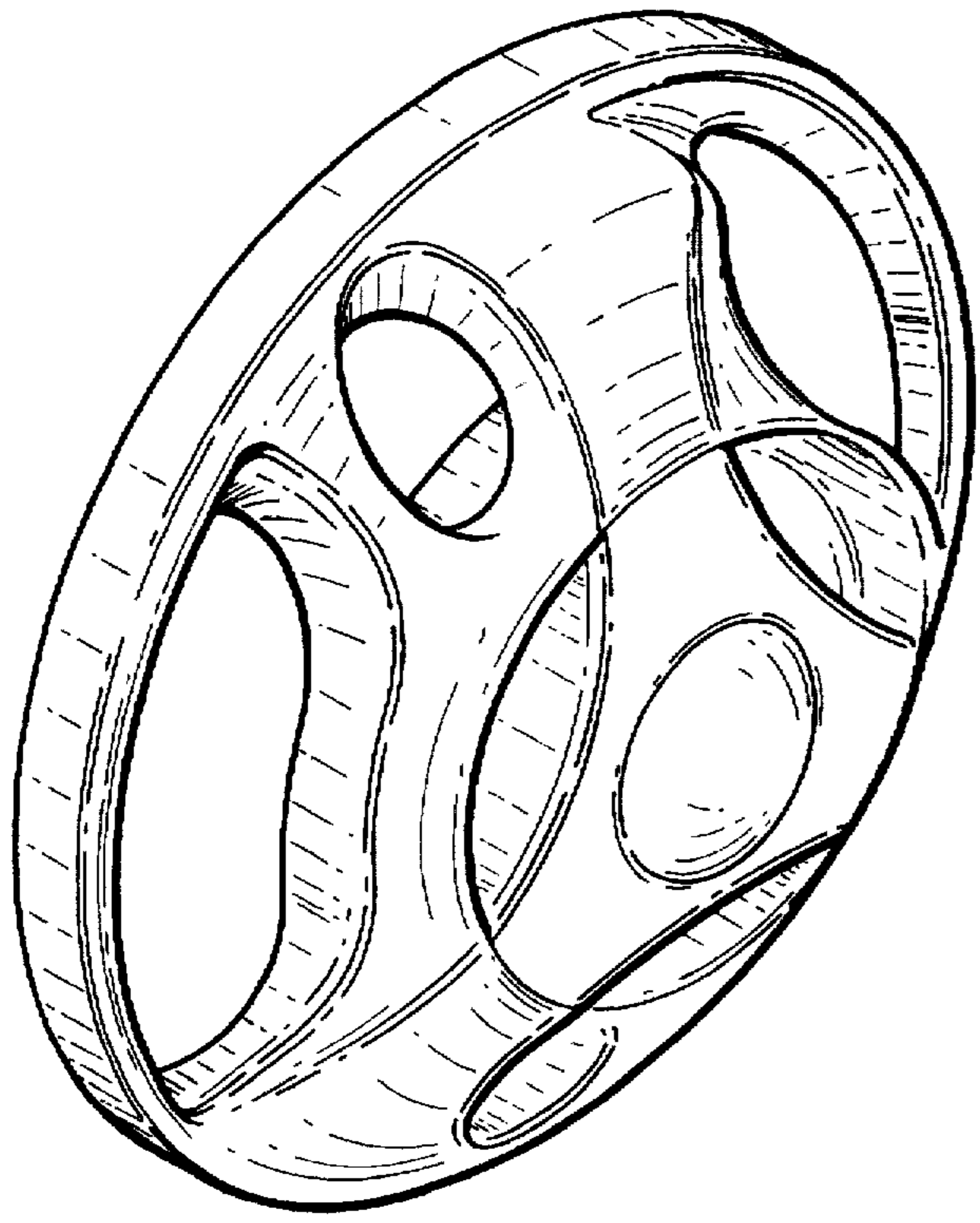
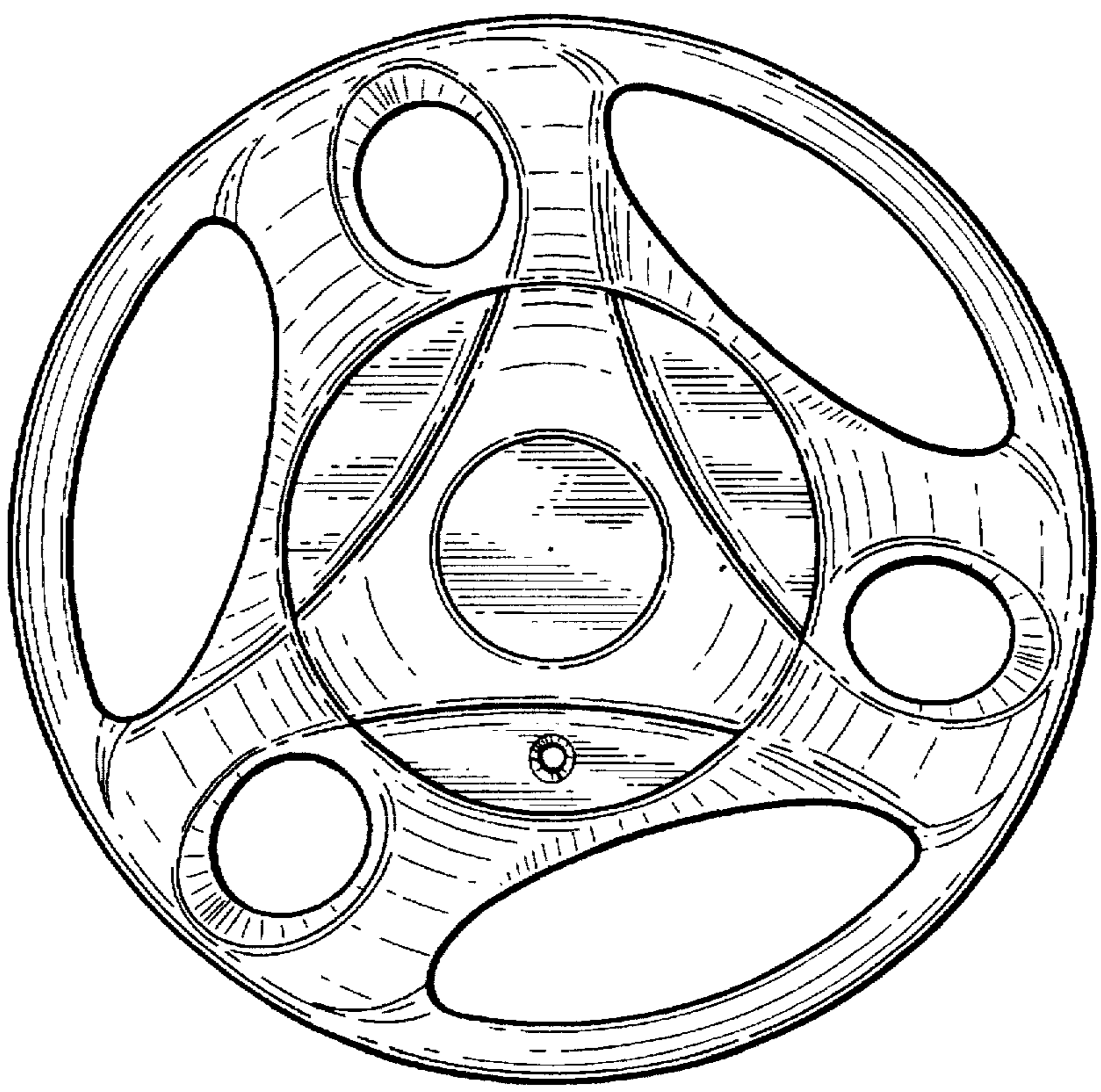


FIG. 1

FIG. 2






FIG. 3




FIG. 4

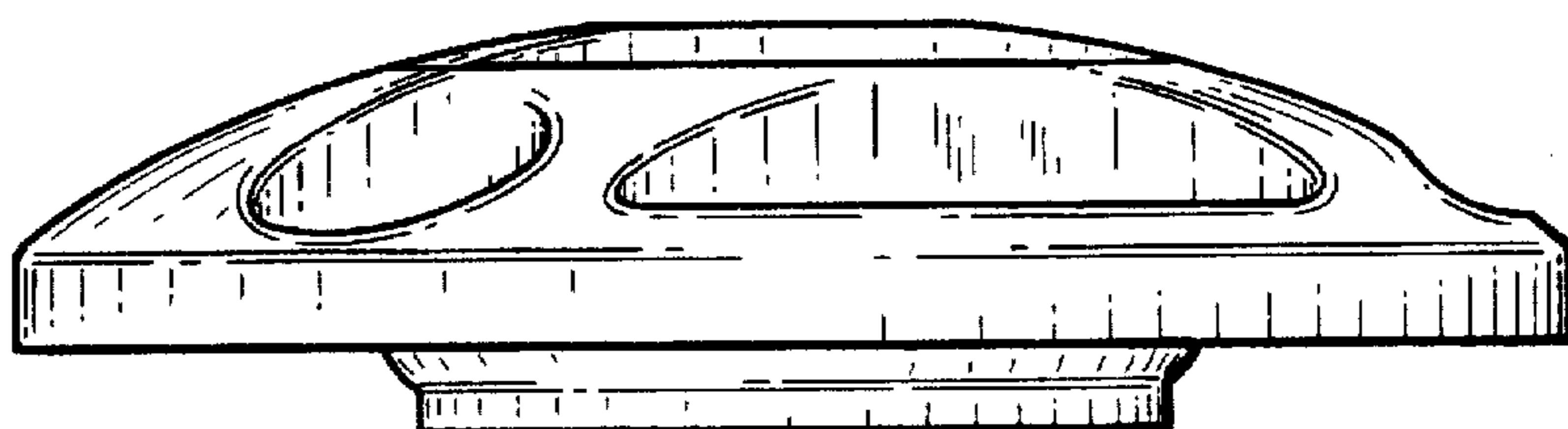


FIG. 5