



US00D392601S

# United States Patent [19]

Ban et al.

[11] Patent Number: **Des. 392,601**

[45] Date of Patent: **\*\*Mar. 24, 1998**

[54] **MOTORCYCLE**

[75] Inventors: **Tetsuo Ban; Daisuke Takahashi**, both of Saitama, Japan

[73] Assignee: **Honda Giken Kogyo Kabushiki Kaisha**, Tokyo, Japan

[\*\*] Term: **14 Years**

[21] Appl. No.: **69,164**

[22] Filed: **Apr. 11, 1997**

[30] **Foreign Application Priority Data**

Oct. 21, 1996 [JP] Japan ..... 8-31459

[51] LOC (6) CL ..... **12-11**

[52] U.S. Cl. .... **D12/110**

[58] Field of Search ..... **D12/110; 180/219**

[56] **References Cited**

**U.S. PATENT DOCUMENTS**

- D. 299,710 2/1989 Iwakura et al. .... D12/110
- D. 339,087 9/1993 Gibbort et al. .... D12/110

- D. 344,046 2/1994 Kitazawa et al. .... D12/110
- D. 375,281 11/1996 Kitazawa et al. .... D12/110

*Primary Examiner*—Melody N. Brown  
*Attorney, Agent, or Firm*—Birch, Stewart, Kolasch & Birch, LLP


[57] **CLAIM**

The ornamental design for a motorcycle, as shown and described.

**DESCRIPTION**

FIG. 1 is a front right side perspective view of a motorcycle showing our new design;  
 FIG. 2 is a front left side perspective view thereof;  
 FIG. 3 is a rear right side perspective view thereof;  
 FIG. 4 is a rear left side perspective view thereof;  
 FIG. 5 is a front elevational view;  
 FIG. 6 is a rear elevational view thereof;  
 FIG. 7 is a right side elevational view thereof;  
 FIG. 8 is a left side elevational view thereof;  
 FIG. 9 is a top plan view thereof; and,  
 FIG. 10 is a bottom plan view thereof.

**1 Claim, 5 Drawing Sheets**






FIG. 1




FIG. 2





FIG. 3




FIG. 4




FIG. 5




FIG. 6






FIG. 7




FIG. 8




FIG. 9




FIG. 10