



US00D392599S

United States Patent [19]

Sjoberg, Jr. et al.

[11] Patent Number: **Des. 392,599**

[45] Date of Patent: ****Mar. 24, 1998**

[54] **VEHICLE TRAILER**

[75] Inventors: **Roy H. Sjoberg, Jr.**, Bloomfield;
Herbert J. Helbig, Oakland, both of Mich.

[73] Assignee: **Chrysler Corporation**, Auburn Hills, Mich.

[**] Term: **14 Years**

[21] Appl. No.: **63,852**

[22] Filed: **Dec. 17, 1996**

[51] LOC (6) Cl. **12-10**

[52] U.S. Cl. **D12/102**

[58] Field of Search D12/102, 101,
D12/86, 92; 280/418.1, 491.1, 482; 296/181,
24.1

[56] **References Cited**

U.S. PATENT DOCUMENTS

D. 185,375	6/1959	Loewy	D12/91
D. 212,152	9/1968	Haga	12/92
D. 231,917	6/1974	Noruki et al.	D12/102
D. 259,037	4/1981	Deardorff	D12/102
D. 310,982	10/1990	Badsey	D12/102
D. 313,773	1/1991	Walling et al.	D12/92
D. 318,841	8/1991	Lemire	D12/102
D. 329,212	9/1992	Murkett et al.	D12/91
D. 353,563	12/1994	Ferrario et al.	D12/91
D. 367,248	2/1996	Christensen	D12/102
D. 376,774	12/1996	Shikado et al.	D12/102
D. 379,604	6/1997	Deshong et al.	D12/102

OTHER PUBLICATIONS

Road & Track, p. 77, The Dodge Viper, Jun. 1995.
Detroit Free Press Magazine, Cover, Dec. 15, 1991.
Car & Drive 1992 Road Test Annual, "Dodge Viper RT/10",
Fall, 1992, pp. 12-15.

Road & Track, Jan. 1990, p. 46, Ferrari Daytona Rear Spoiler, top left side of page.

Road & Track, Aug. 1984, p. 46, Ferrari GTO, bottom of page.

Motor Trend, Dec. 1962, Inside Front Cover, XP-755 Chevrolet Corvette Shark Automobile, center of page.

New York Times, Apr. 19, 1992, 1992 Auto Showcase Section, p. 16, Chevrolet Corvette Sting Ray III, center right side of page.

Primary Examiner—Melody N. Brown
Attorney, Agent, or Firm—Mark P. Calcaterra

[57] **CLAIM**

The ornamental design for a vehicle trailer, as shown and described.

DESCRIPTION

FIG. 1 is a front and right perspective view of a vehicle trailer showing our new design;

FIG. 2 is a rear and left side perspective view of the vehicle trailer of FIG. 1;

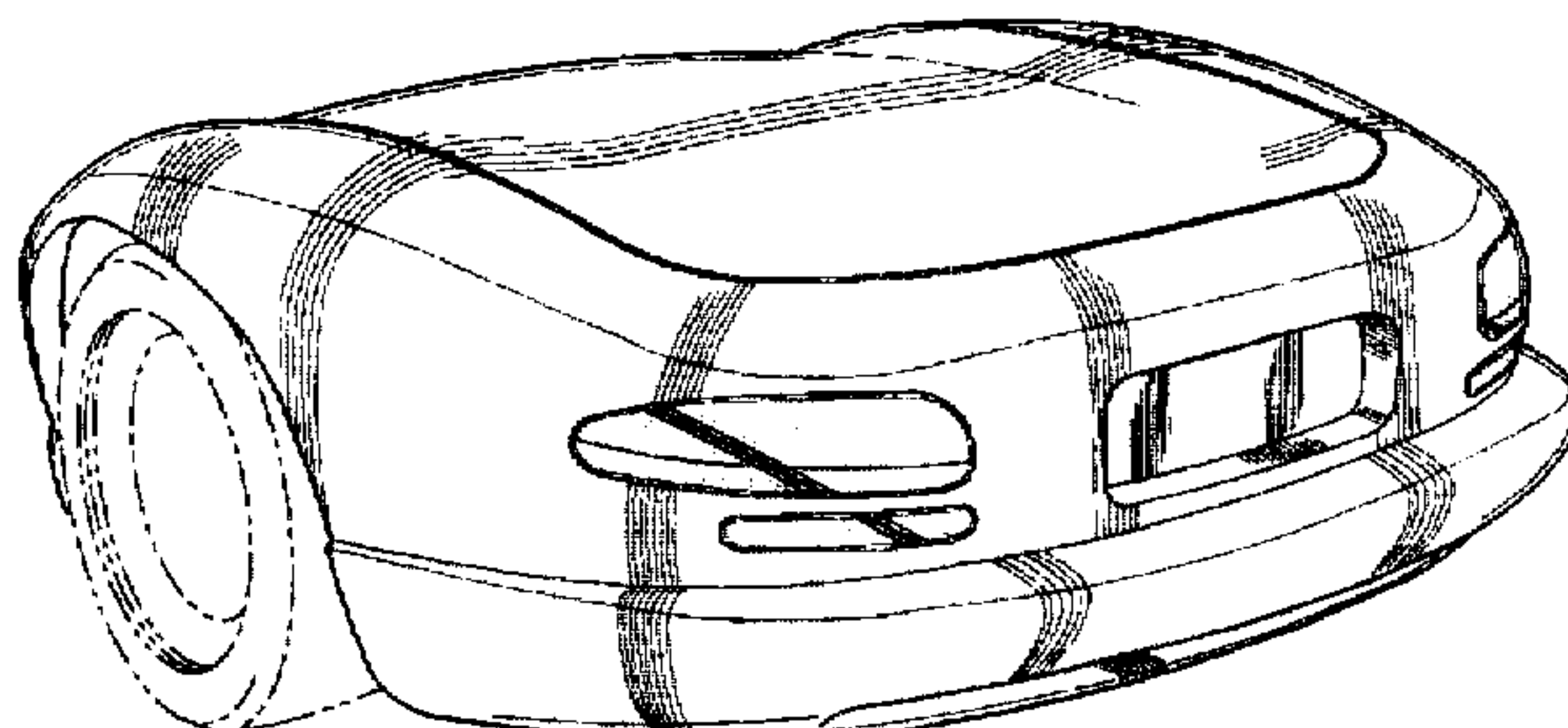
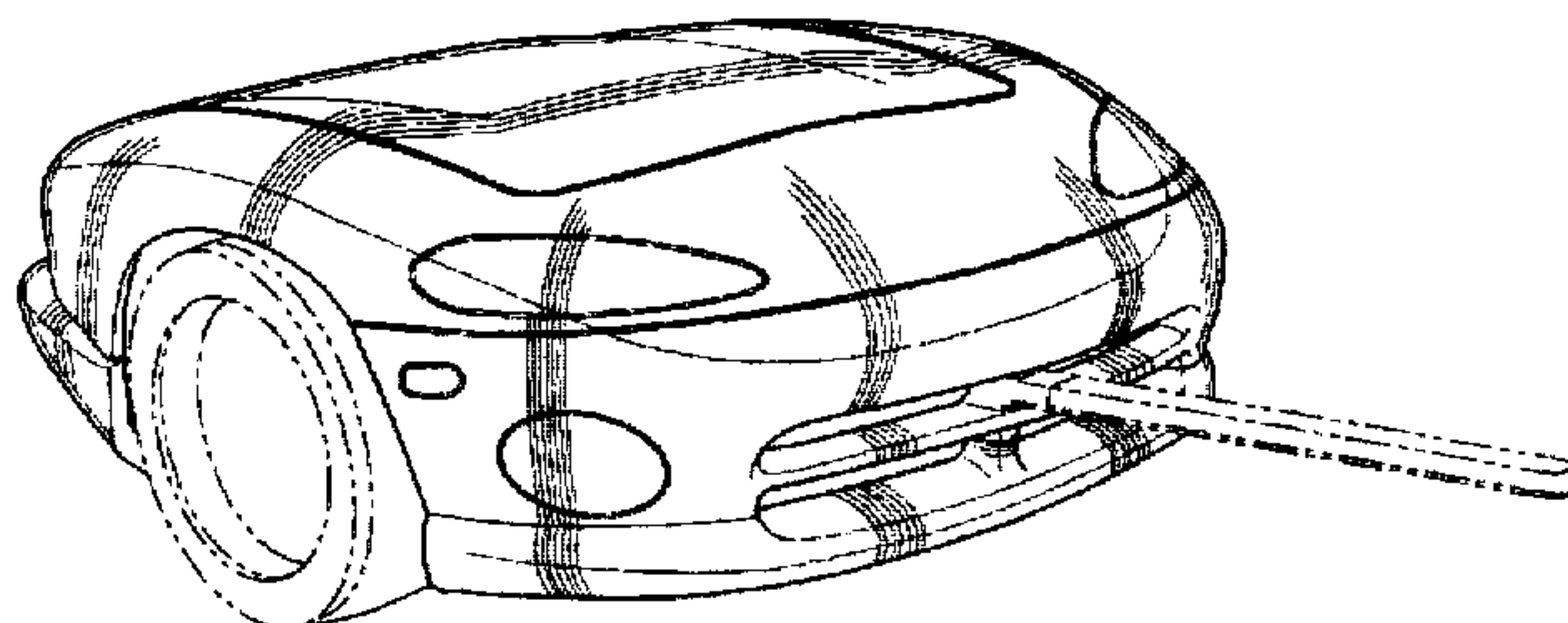
FIG. 3 is a front view of the vehicle trailer of FIG. 1;

FIG. 4 is a rear view of the vehicle trailer of FIG. 1; and,

FIG. 5 is a right side view of the vehicle trailer of FIG. 1, it being understood that the opposite side to that shown is a substantial mirror image thereof.

It will be understood that the broken line showing of the wheels throughout the drawings and the trailer tongue in FIG. 1 is for illustrative purposes only and forms no part of the claimed design.

1 Claim, 2 Drawing Sheets



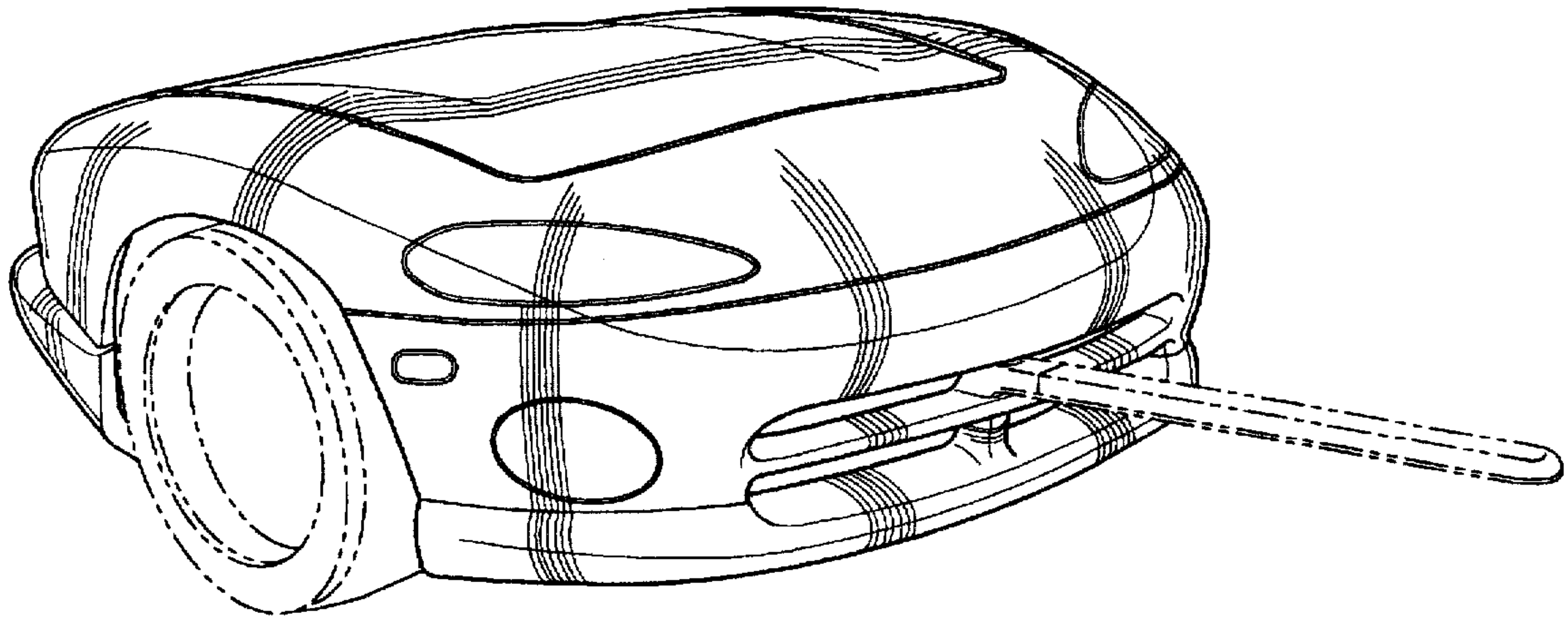


Fig-1

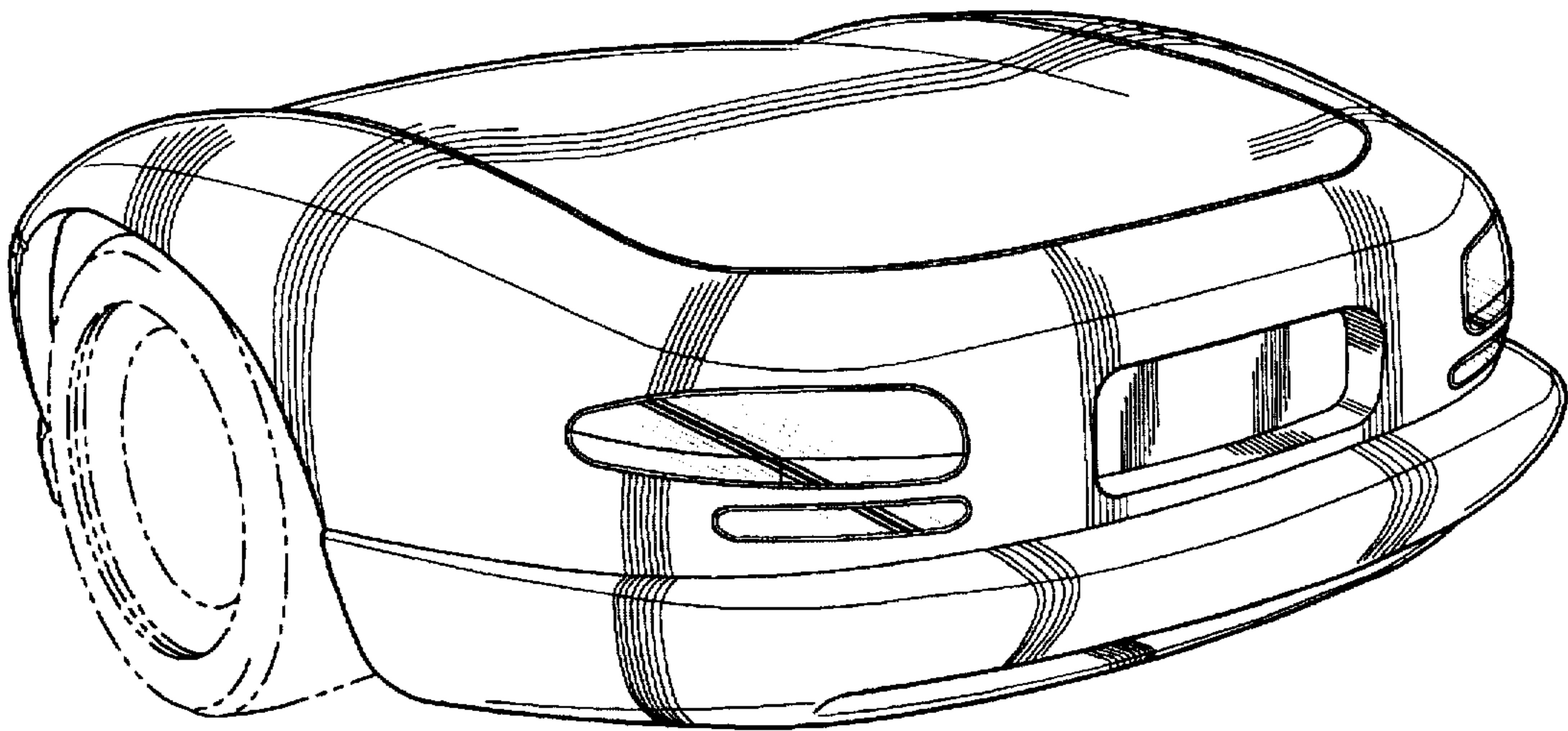


Fig-2

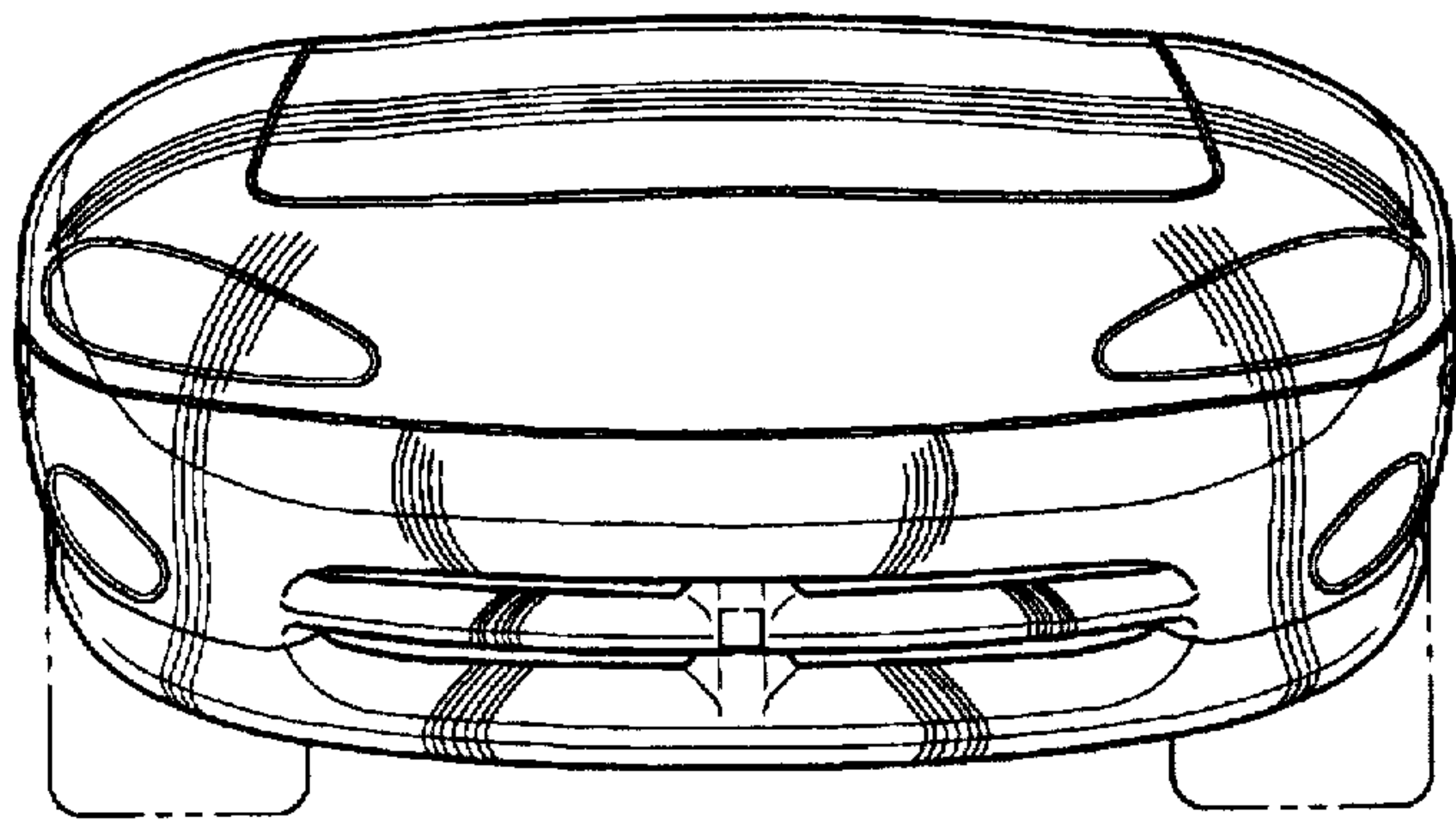


Fig-3

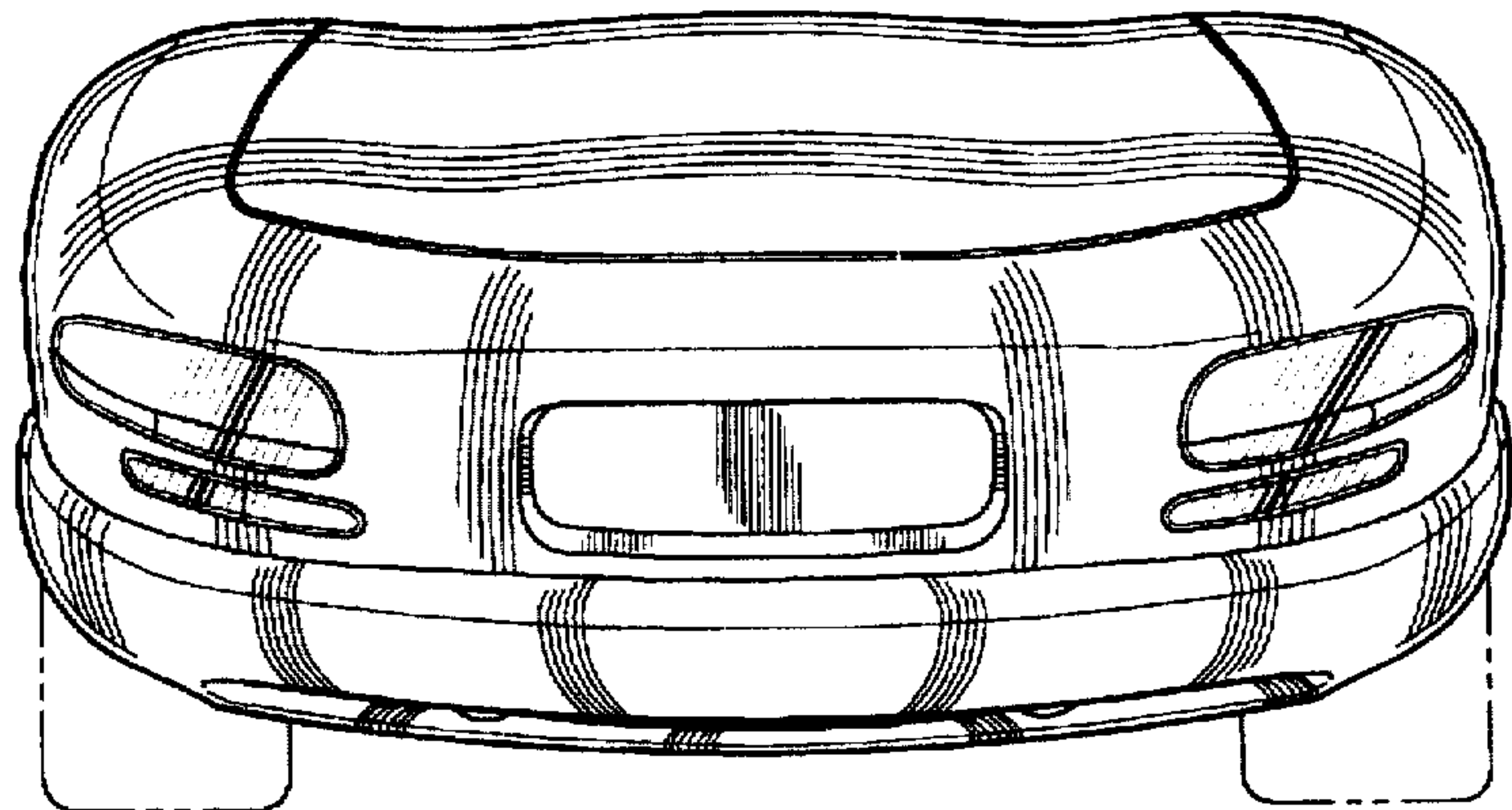


Fig-4

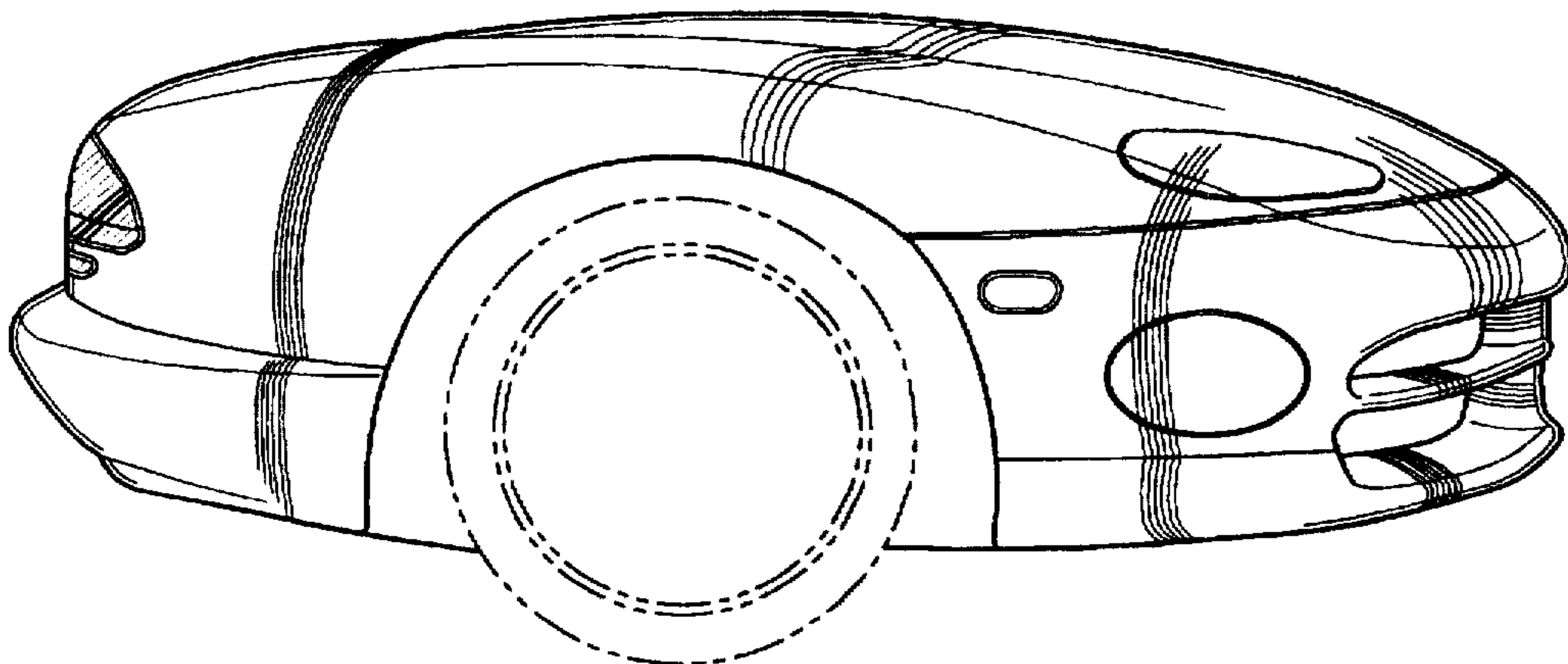


Fig-5