

US00D392584S

United States Patent [19]
Hysek

[11] **Patent Number:** **Des. 392,584**
[45] **Date of Patent:** ****Mar. 24, 1998**

[54] **WATCHBAND**

[75] **Inventor:** **Jorg Hysek**, Lussy-sur-Morges,
Switzerland

[73] **Assignee:** **Kabushiki Kaisha Hattori Seiko**,
Tokyo, Japan

[**] **Term:** **14 Years**

[21] **Appl. No.:** **72,103**

[22] **Filed:** **Jun. 4, 1997**

[30] **Foreign Application Priority Data**

Dec. 13, 1996 [JP] Japan 8-38103

[51] **LOC (6) Cl.** **11-01**

[52] **U.S. Cl.** **D11/22**

[58] **Field of Search** D11/1-6, 12-25,
D11/93, 94; D10/30-39; 63/1.1-7; 224/171,
173, 175; 59/80-88

[56] **References Cited**

U.S. PATENT DOCUMENTS

D. 220,776 5/1971 Cowan D11/94

D. 339,309	9/1993	Butler	D11/25
D. 340,004	10/1993	Butler	D11/25
D. 340,664	10/1993	Butler	D11/25
D. 350,911	9/1994	Bert	D11/19
2,338,332	1/1944	Morelli et al.	D11/19

Primary Examiner—Ralf Seifert
Attorney, Agent, or Firm—Stroock & Stroock & Lavan LLP

[57] **CLAIM**

The ornamental design for a watchband, as shown and described.

DESCRIPTION

FIG. 1 is a front perspective view of a watch band showing my new design;
FIG. 2 is a front elevational view;
FIG. 3 is a bottom plan view;
FIG. 4 is a top plan view;
FIG. 5 is a left side elevational view;
FIG. 6 is a right side elevational view; and,
FIG. 7 is a cross-sectional view taken along the line 7—7 of FIG. 3.

1 Claim, 2 Drawing Sheets

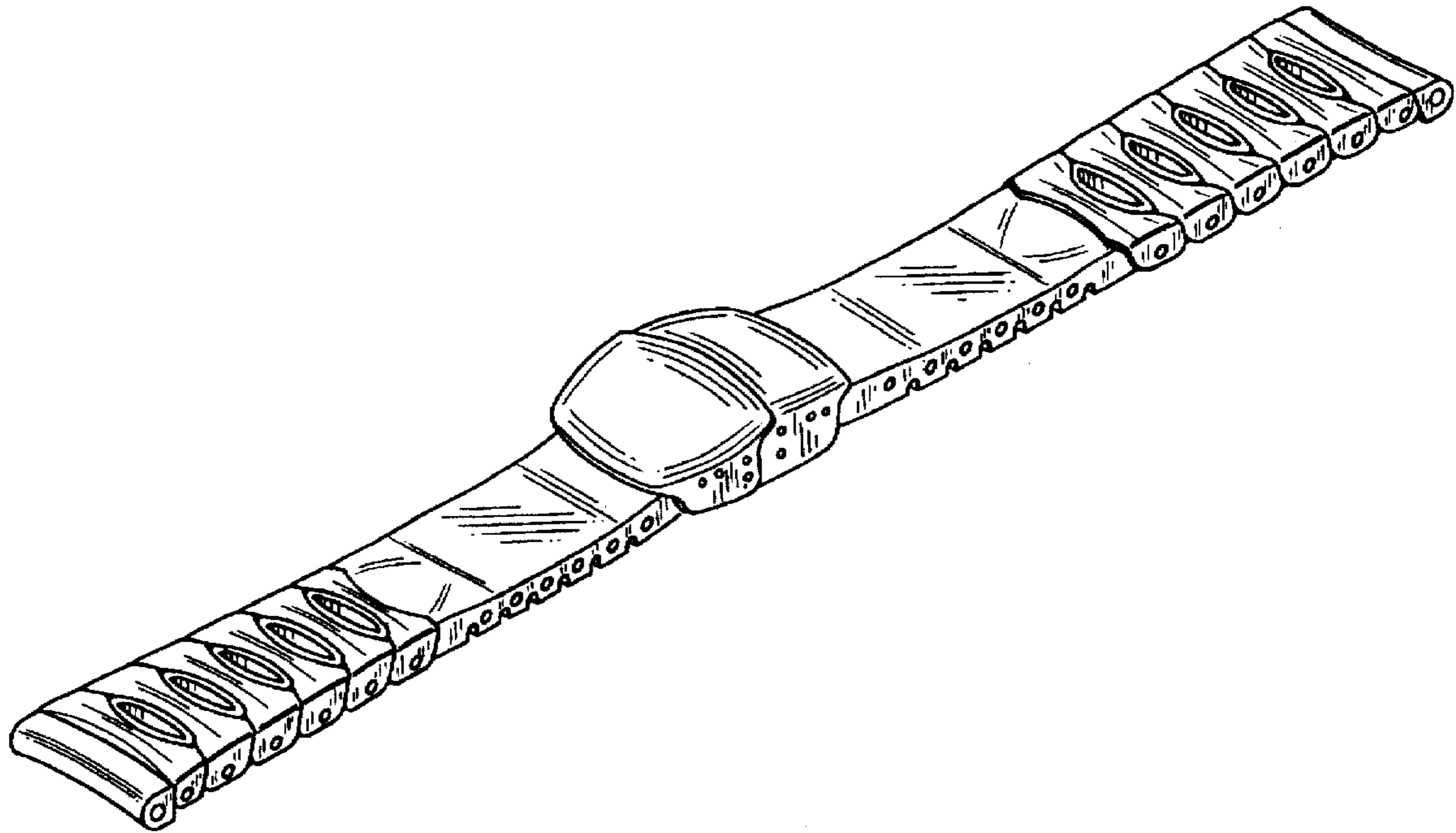


FIG. 1

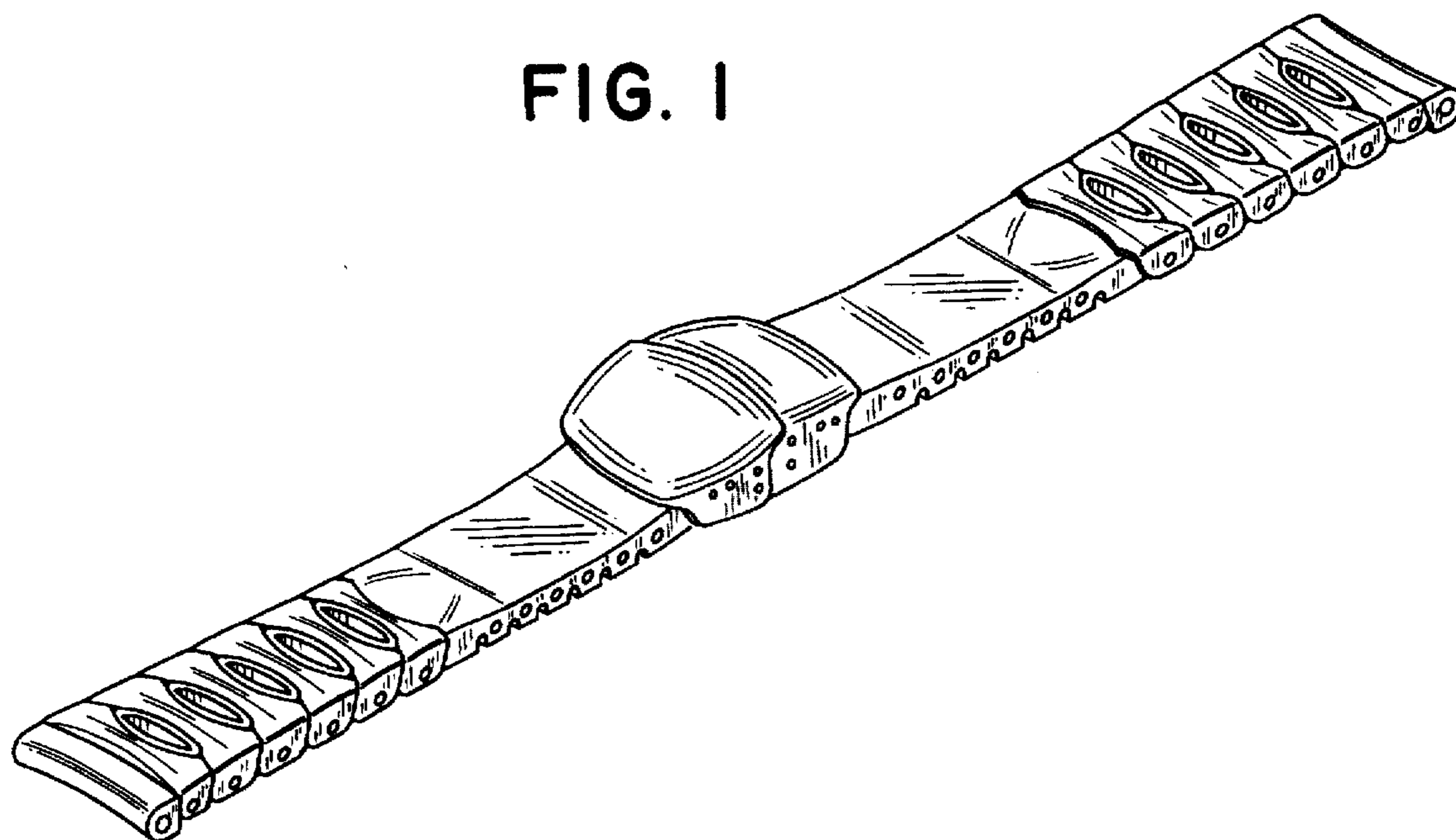


FIG. 2




FIG. 3

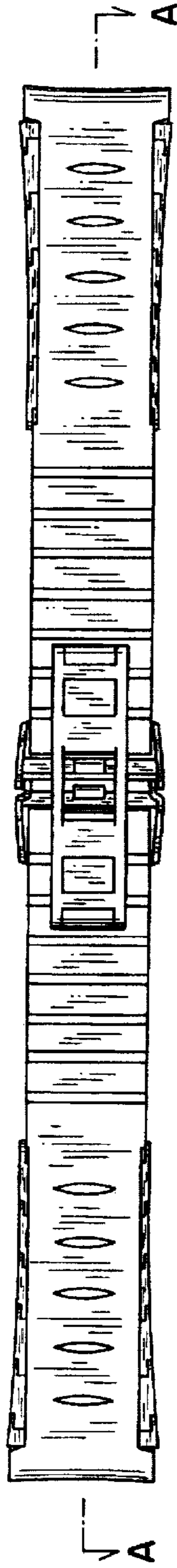


FIG. 4

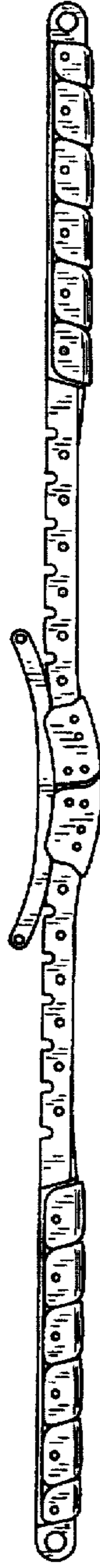


FIG. 5

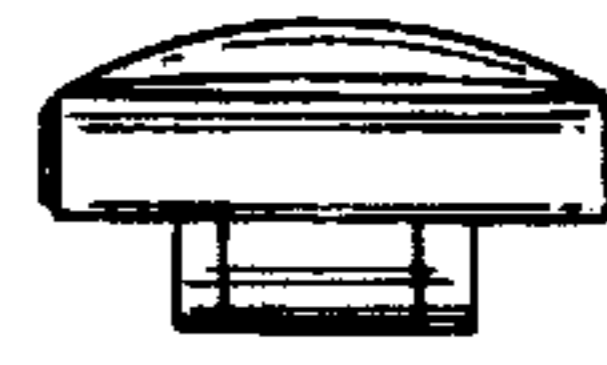
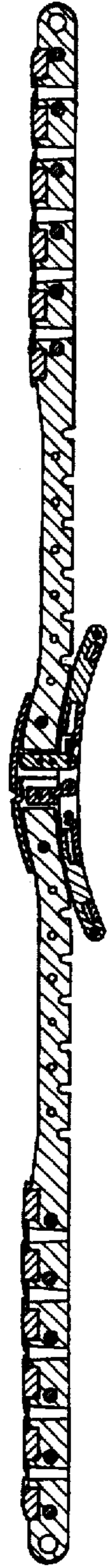


FIG. 6



FIG. 7



UNITED STATES PATENT AND TRADEMARK OFFICE
CERTIFICATE OF CORRECTION

PATENT NO. : Des. 392,584
DATED : March 24, 1998
INVENTOR(S) : Jorg Hysek

Page 1 of 2

It is certified that error appears in the above-identified patent and that said Letters Patent is hereby corrected as shown below:

DESCRIPTION

Line 4, change "FIG. 3 is a bottom plan view" to --"FIG. 3 is a rear elevational view--.

IN THE DRAWINGS

please substitute the annexed FIG. 3 for FIG. 3 on sheet 2 of 2.

Signed and Sealed this
Third Day of November, 1998

Attest:



BRUCE LEHMAN

Attesting Officer

Commissioner of Patents and Trademarks

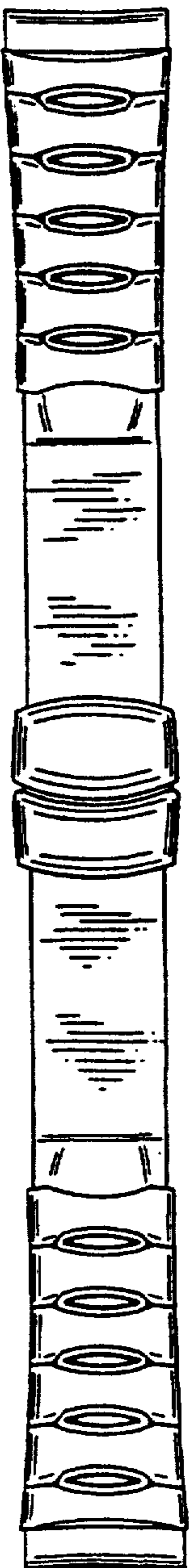


FIG. 2

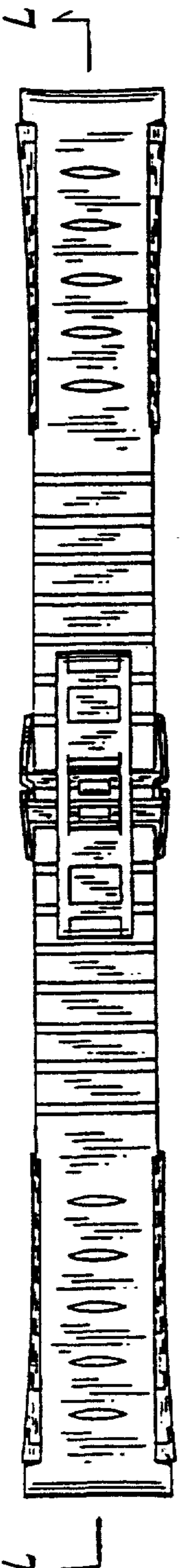


FIG. 3



FIG. 4



FIG. 5



FIG. 6



FIG. 7