



US00D392576S

United States Patent [19] Pun

[11] Patent Number: **Des. 392,576**

[45] Date of Patent: ****Mar. 24, 1998**

[54] **DOOR CHIME TRANSMITTER**

[75] Inventor: **Kam-Wah Pun, Kong Kong, Hong Kong**

[73] Assignee: **Styling City Limited, Kowloon, Hong Kong**

[**] Term: **14 Years**

[21] Appl. No.: **73,478**

[22] Filed: **Jul. 9, 1997**

[51] LOC (6) Cl. **10-05**

[52] U.S. Cl. **D10/118**

[58] Field of Search D10/104, 116,
D10/118, 120, 121; 340/384.1, 384.3, 384.4,
384.5, 384.6, 384.7

[56] **References Cited**

U.S. PATENT DOCUMENTS

- D. 199,941 12/1964 Stevenson D10/118
- D. 201,593 7/1965 Stevenson D10/118

- D. 207,755 5/1967 Stevenson D10/118
- D. 258,424 3/1981 Doggart D10/118
- D. 264,196 5/1982 Doggart D10/118
- D. 275,088 8/1984 Kachi et al. D10/118
- D. 380,167 6/1997 Ryan D10/118
- D. 382,502 8/1997 Ryan D10/118

Primary Examiner—Marcus A. Jackson
Attorney, Agent, or Firm—Salter & Michaelson

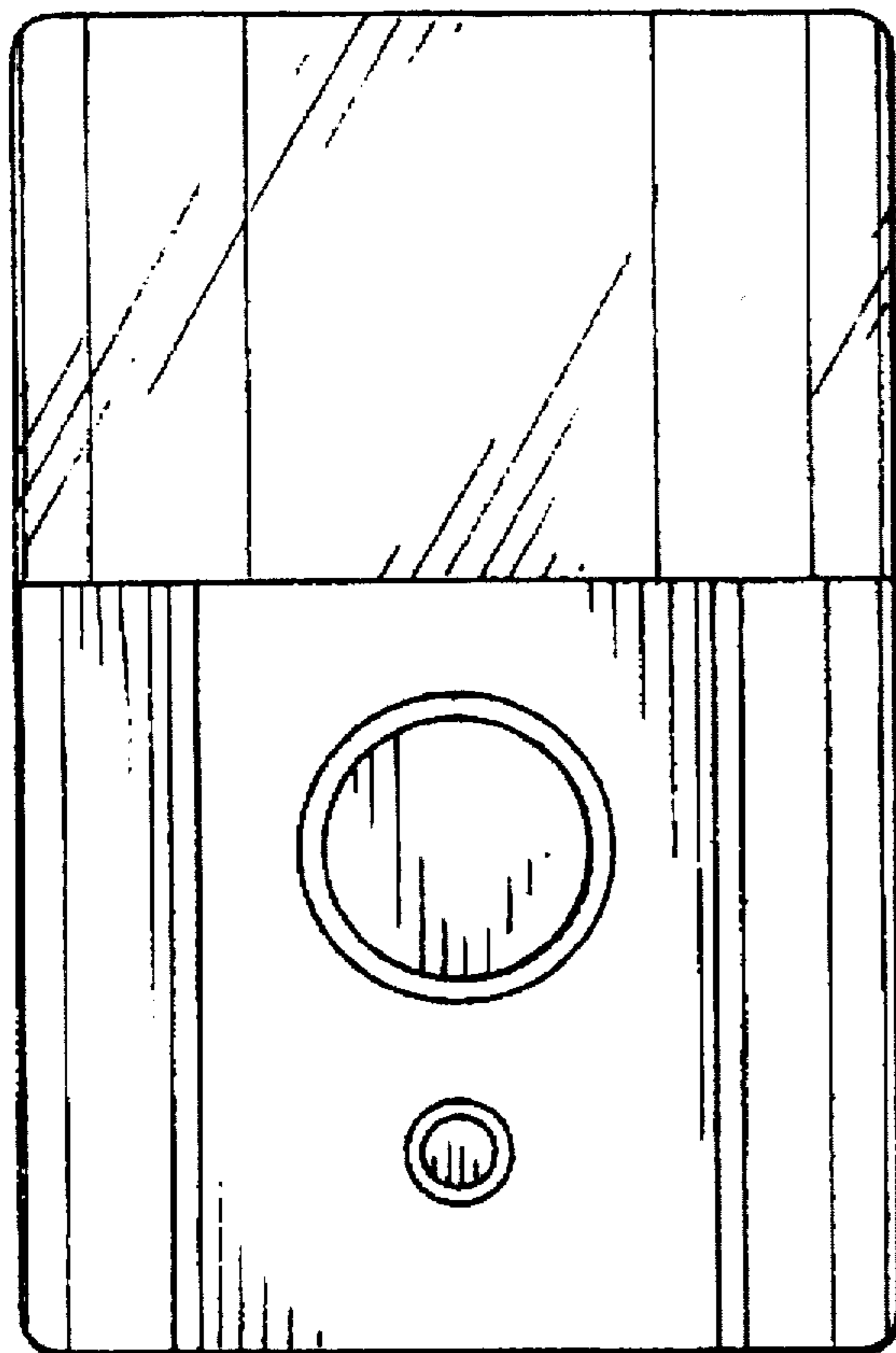
[57] **CLAIM**

The ornamental design for a door chime transmitter, as shown.

DESCRIPTION

FIG. 1 is a front elevational view of a door chime transmitter showing my new design;
FIG. 2 is a rear elevational view thereof;
FIG. 3 is a left side elevational view thereof;
FIG. 4 is a right side elevational view thereof;
FIG. 5 is a top plan view thereof; and,
FIG. 6 is a bottom plan view thereof.

1 Claim, 1 Drawing Sheet



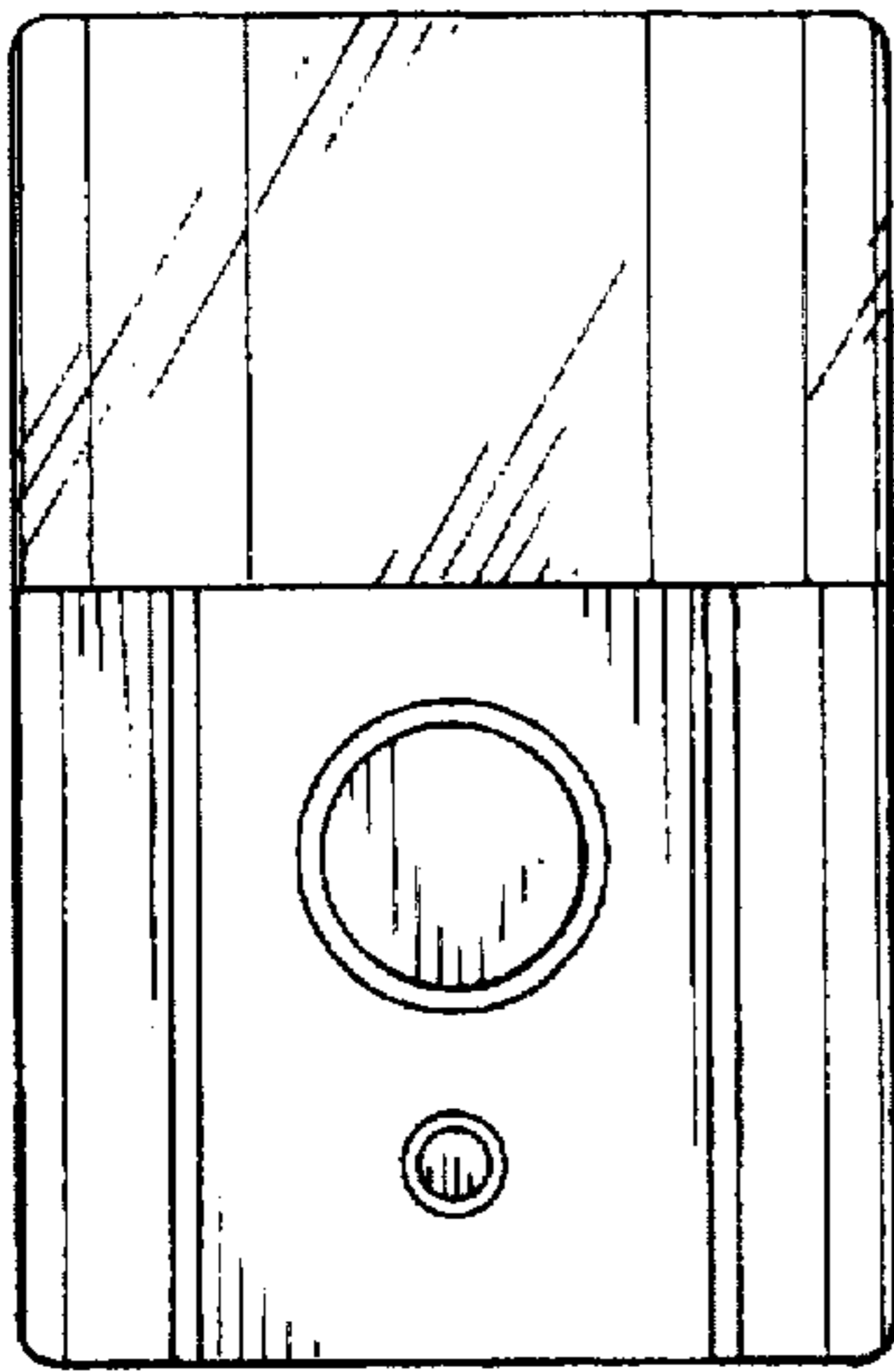


FIG. 1

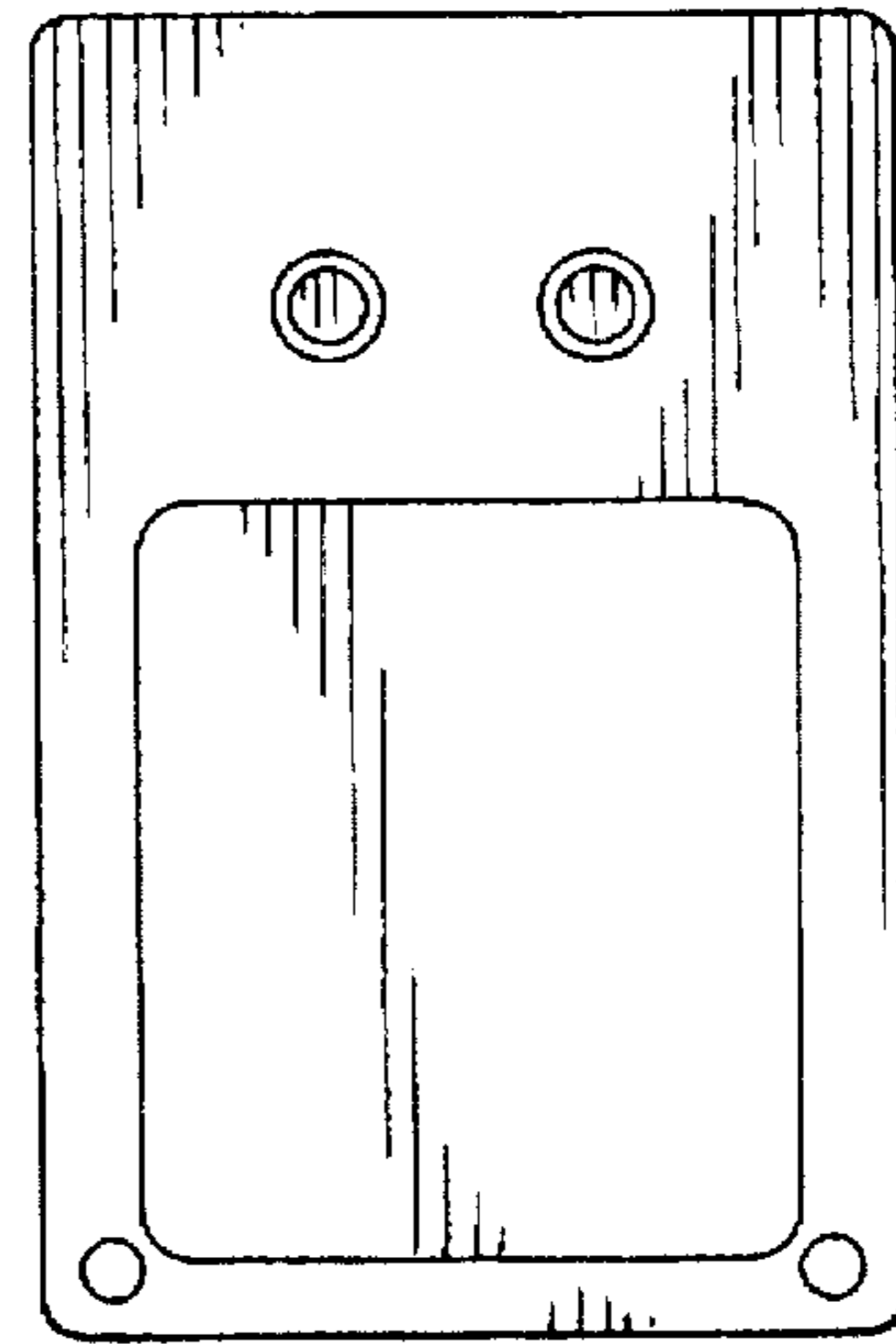


FIG. 2



FIG. 3




FIG. 4

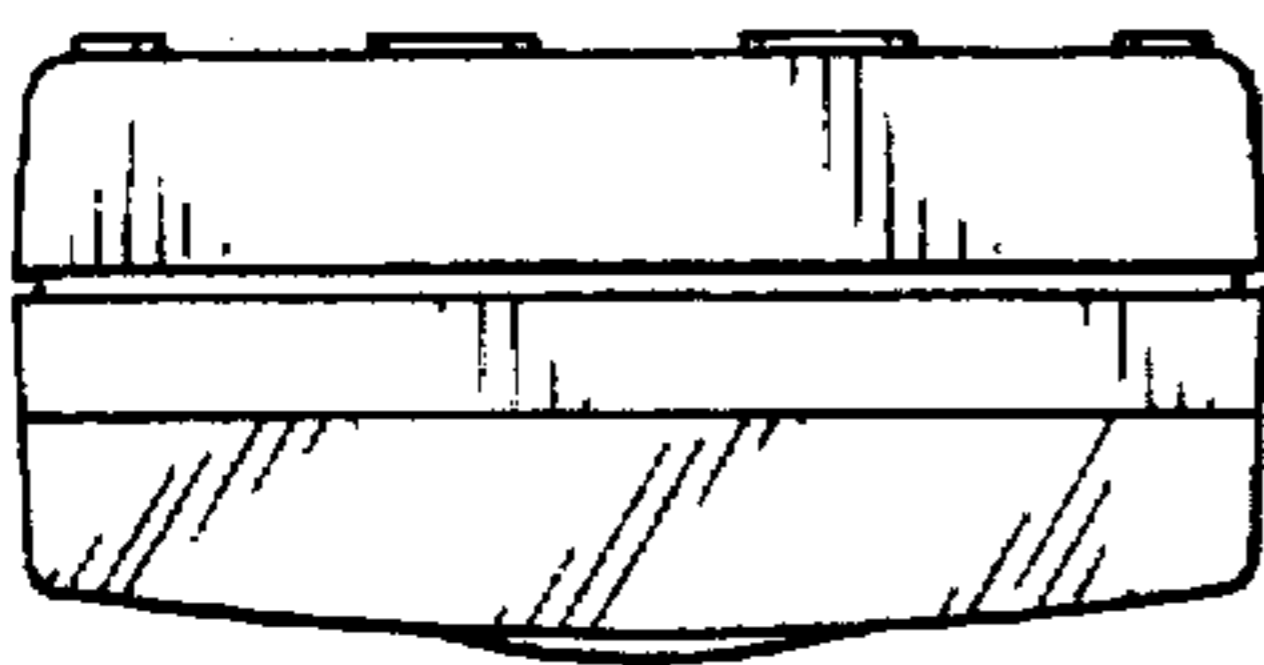


FIG. 5




FIG. 6