



US00D392564S

# United States Patent [19] Silver

[11] Patent Number: **Des. 392,564**

[45] Date of Patent: **\*\*Mar. 24, 1998**

[54] **PACKAGE WITH AN INTEGRAL CARD**

[75] Inventor: **Ronald Silver**, Vancouver, Wash.

[73] Assignee: **F & D Publishing Co., Inc.**, Portland, Oreg.

[\*\*] Term: **14 Years**

[21] Appl. No.: **53,518**

[22] Filed: **Apr. 23, 1996**

[51] LOC (6) Cl. .... **09-07**

[52] U.S. Cl. .... **D9/433; D9/432**

[58] Field of Search ..... **D3/247; D9/341, D9/346, 414, 432, 433; 150/131, 132, 147, 149; 190/109; 206/232, 449, 462, 738; 229/87.19**

[56] **References Cited**

**U.S. PATENT DOCUMENTS**

D. 206,249	11/1966	Seaver et al. ....	D9/306
D. 339,063	9/1993	Simon .....	D9/432 X
2,426,503	8/1947	Herbener .....	150/147
4,141,400	2/1979	Mangan .....	D3/247 X
4,434,889	3/1984	Fery .....	206/323 X
4,824,143	4/1989	Grainger .....	206/462 X
5,257,656	11/1993	McLeroy .....	150/147 X

*Primary Examiner*—Sandra L. Morris  
*Assistant Examiner*—Nanda Bondade  
*Attorney, Agent, or Firm*—Hancock Meininger & Porter LLP

[57] **CLAIM**

The ornamental design for a package with an integral card, as shown and described.

**DESCRIPTION**

FIG. 1 is a top plan view of a package with an integral card showing my new design, the bottom plan being a mirror image;

FIG. 2 is a right side elevational view thereof, the left side view being a mirror image;

FIG. 3 is a front elevational view thereof, the rear view being a mirror image;

FIG. 4 is a top plan view of FIG. 1, shown in a folded condition;


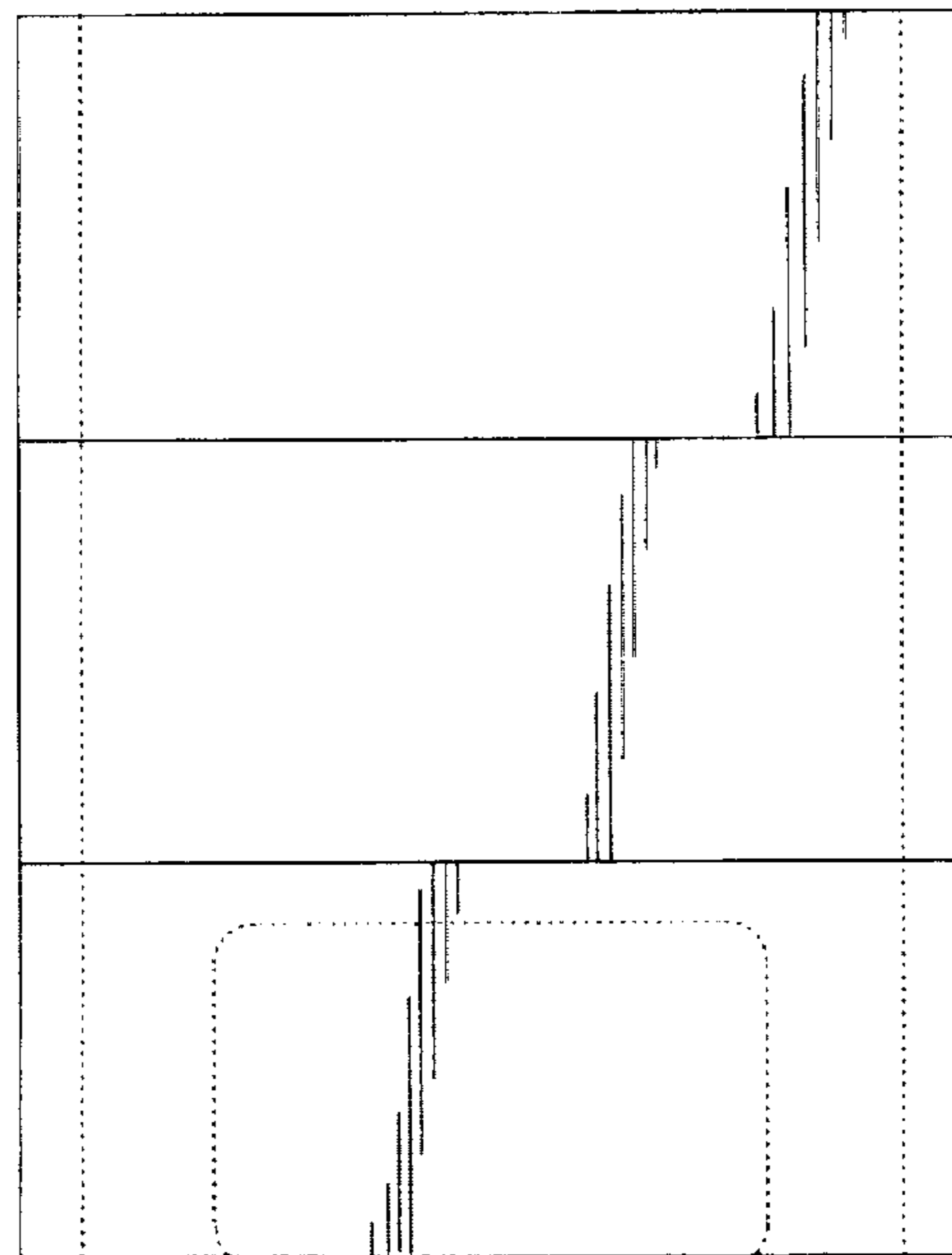
FIG. 5 is a right side elevational view of FIG. 4, the left side view being a mirror image;

FIG. 6 is a rear elevational view of FIG. 4; and,

FIG. 7 is a front elevational view of FIG. 4.

The broken line showing on FIGS. 1 and 4 is for illustrative purposes only and forms no part of the claimed design.

**1 Claim, 1 Drawing Sheet**



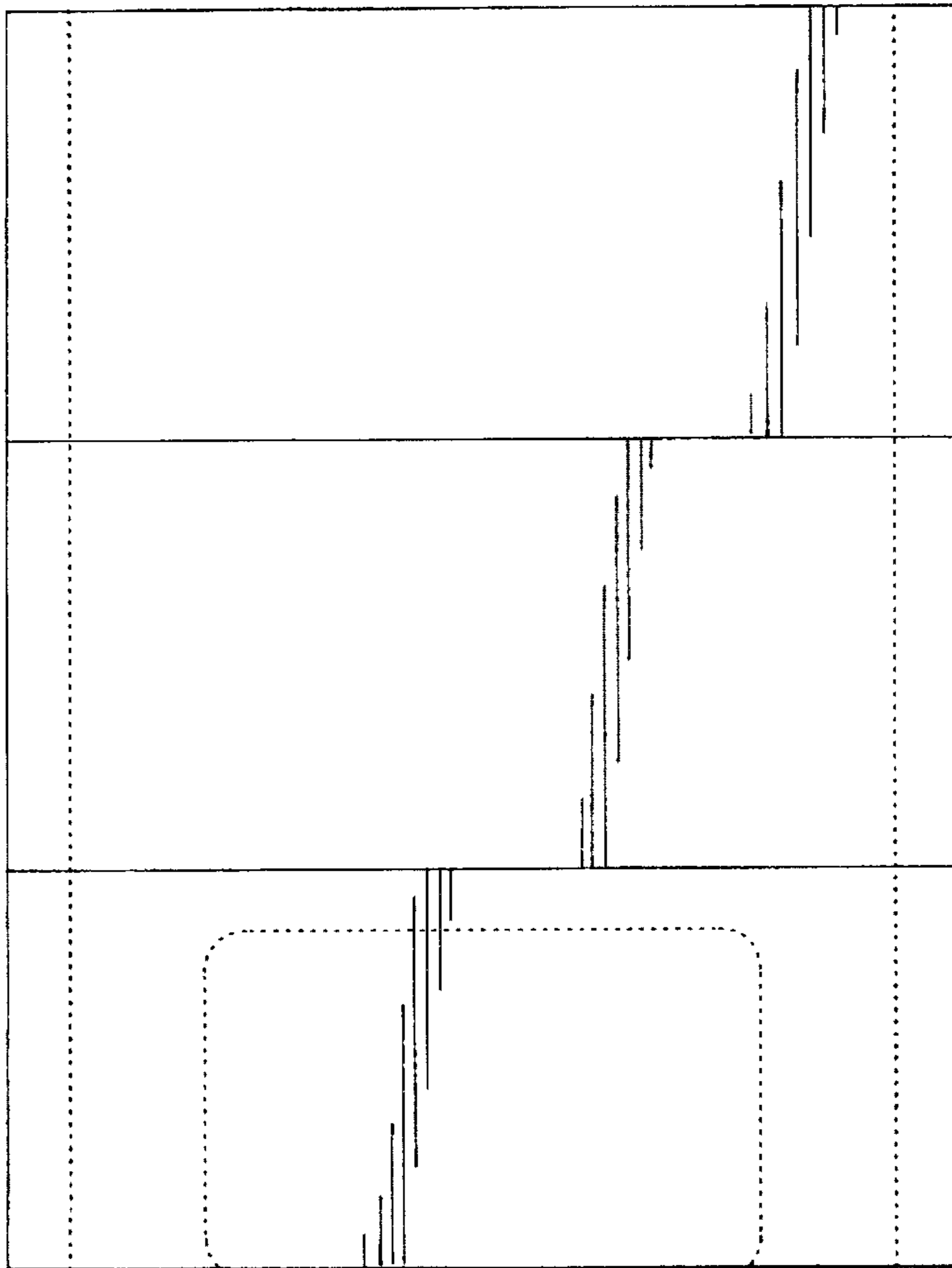


FIG. 1

FIG. 2



FIG. 3




FIG. 6




FIG. 4

FIG. 5



FIG. 7