



US00D392539S

**United States Patent** [19]  
**Balolia**

[11] **Patent Number: Des. 392,539**  
[45] **Date of Patent: \*\*Mar. 24, 1998**

- [54] **FOLDING BLADE KNIFE HANDLE**
- [75] **Inventor: Shiraz Balolia, Bellingham, Wash.**
- [73] **Assignee: Gutmann Cutlery, Inc., Bellingham, Wash.**
- [\*\*] **Term: 14 Years**
- [21] **Appl. No.: 66,746**
- [22] **Filed: Feb. 20, 1997**
- [51] **LOC (6) Cl. .... 08-03**
- [52] **U.S. Cl. .... D8/99**
- [58] **Field of Search ..... D8/98, 99; D22/118; 30/151, 152, 153, 154, 155, 156, 157, 158, 159, 160, 161, 162**

[56] **References Cited**

**U.S. PATENT DOCUMENTS**

D. 230,696	3/1974	Evrell et al. ....	D8/99
D. 321,820	11/1991	Russell .....	D8/99
D. 356,723	3/1995	Sakai .....	D8/99
D. 365,266	12/1995	Hasegawa .....	D8/99
D. 367,599	3/1996	Sakai .....	D8/99
D. 373,521	9/1996	Applegate et al. ....	D8/99

**OTHER PUBLICATIONS**

Atlanta Cutlery Catalog, p. 23, Benchmade knives, 1993.  
 Atlanta Cutlery Catalog, p. 4, Konzept Knives, 1993.  
 Knives '97 Annual Issue, 17 Edition, p. 89, Dendritic 440C and Zytel handle.  
 1995-96 Spyderco Catalog, Model Nos. C25 and C23 Folding Knives.

Gorilla and Sons '97 Catalog, Model No. A03285 Folding Knives.  
 1995-96 Spyderco Catalog, Model Nos. C03PS Folding Knives.  
 Gorilla '97 catalog, Kershaw advertisement.

*Primary Examiner*—Philip S. Hyder  
*Attorney, Agent, or Firm*—Michael R. Schacht; Hughes, Multer & Schacht, P.S.

[57] **CLAIM**

The ornamental design for a folding blade knife handle, as shown and described.

**DESCRIPTION**

FIG. 1 is a front elevational view of a folding blade knife handle constructed in accordance with, and embodying, the principles of the present invention, with an exemplary knife blade being shown therein in broken lines;  
 FIG. 2 is a top plan view of the folding blade knife handle depicted in FIG. 1, with an exemplary attachment clip being shown therein in broken lines;  
 FIG. 3 is a rear elevational view of the folding blade knife handle depicted in FIGS. 1 and 2;  
 FIG. 4 is a bottom plan view of the folding blade knife handle depicted in FIGS. 1 and 2;  
 FIG. 5 is a left end elevational view of the folding blade knife handle depicted in FIG. 1 and 2; and,  
 FIG. 6 is a right end elevational view of the folding blade knife handle depicted in FIGS. 1 and 2.  
 The broken line showings of the knife blade and clip are for illustrative purposes only and form no part of the claimed design.

**1 Claim, 2 Drawing Sheets**

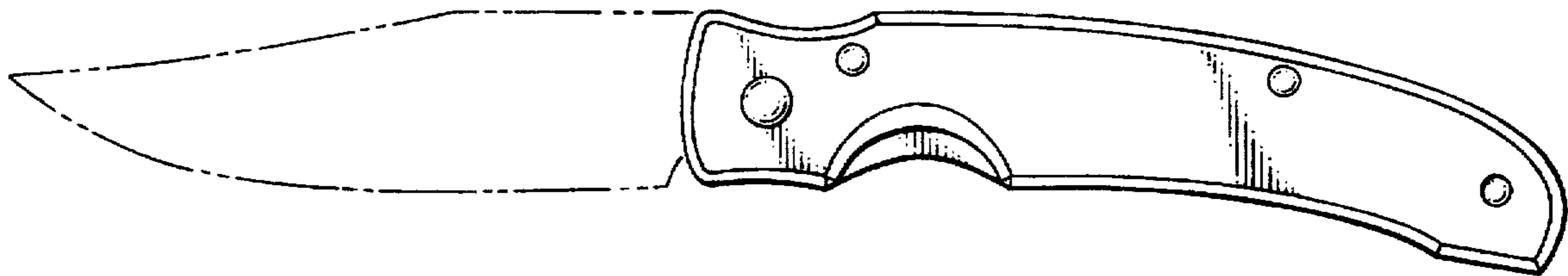


FIG. 1

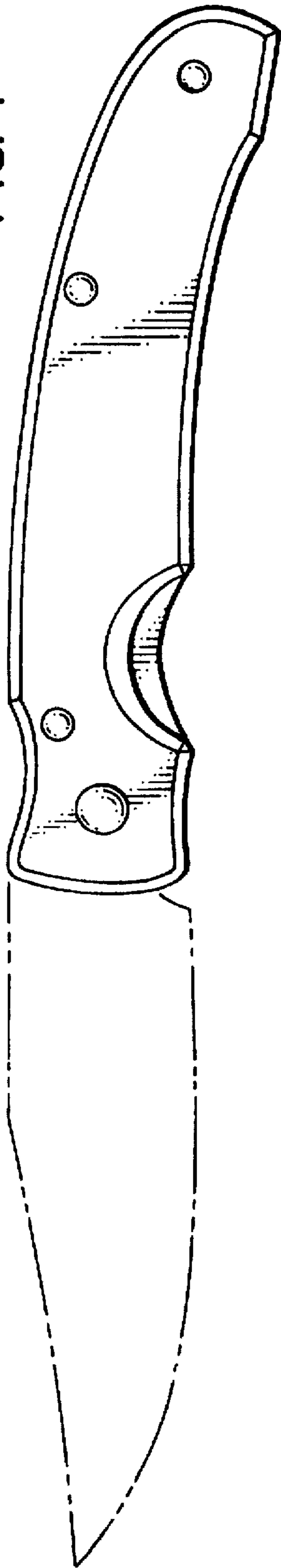


FIG. 2



FIG. 3

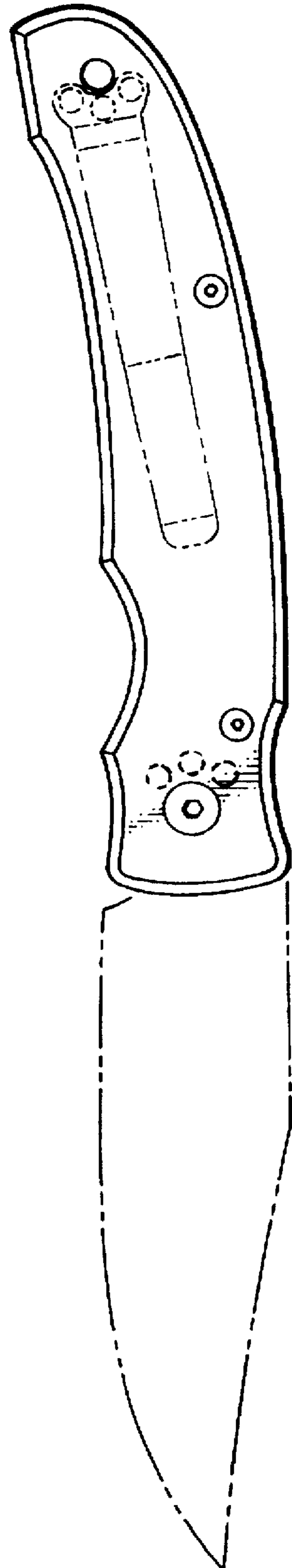


FIG. 4

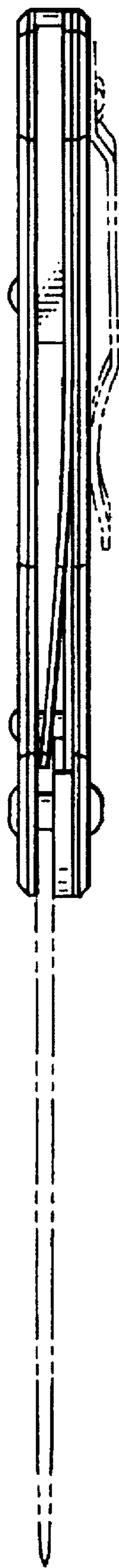


FIG. 6




FIG. 5

