



US00D392527S

# United States Patent [19]

Cortes et al.

[11] Patent Number: **Des. 392,527**

[45] Date of Patent: **\*\*Mar. 24, 1998**

[54] **EXPANDABLE HANDLED RATCHET**

5,154,104 10/1992 O ..... 81/177.2  
5,285,702 2/1994 Hillinger ..... 81/177.2

[76] Inventors: **Carmelo Cortes; Reyes Cortes**, both  
of 19 Gervon Ct., Brentwood, N.Y.  
11717

*Primary Examiner*—Ted Shooman  
*Assistant Examiner*—Richelle Shelton

[\*\*] Term: **14 Years**

[57] **CLAIM**

The ornamental design for an expandable handled ratchet, as shown.

[21] Appl. No.: **70,210**

[22] Filed: **May 2, 1997**

### DESCRIPTION

[51] **LOC (6) Cl.** ..... **08-05**

[52] **U.S. Cl.** ..... **D8/25; D8/107**

[58] **Field of Search** ..... **D8/21-29, 107;**  
81/119, 121.1, 177.1, 177.2; 403/104, 107;  
16/115

FIG. 1 is a front elevational view of an expandable handled ratchet;

FIG. 2 is a rear elevational view of the expandable handled ratchet of FIG. 1;

FIG. 3 is a left side elevational view of the expandable handled ratchet of FIG. 1;

FIG. 4 is a right side elevational view of the expandable handled ratchet of FIG. 1;

FIG. 5 is a top plan view of the expandable handled ratchet of FIG. 1; and,

FIG. 6 is a bottom plan view of the expandable handled ratchet of FIG. 1.

### [56] References Cited

#### U.S. PATENT DOCUMENTS

D. 381,567	7/1997	Kaiser	.....	D8/25
2,869,410	1/1959	Prichard	.....	81/177.2
3,407,424	10/1968	Landarone et al.	.....	403/107 X
4,376,397	3/1983	Newby et al.	.....	81/177.2
5,033,337	7/1991	Thomas, III	.....	81/177.2
5,109,737	5/1992	Raber	.....	81/177.2

**1 Claim, 3 Drawing Sheets**

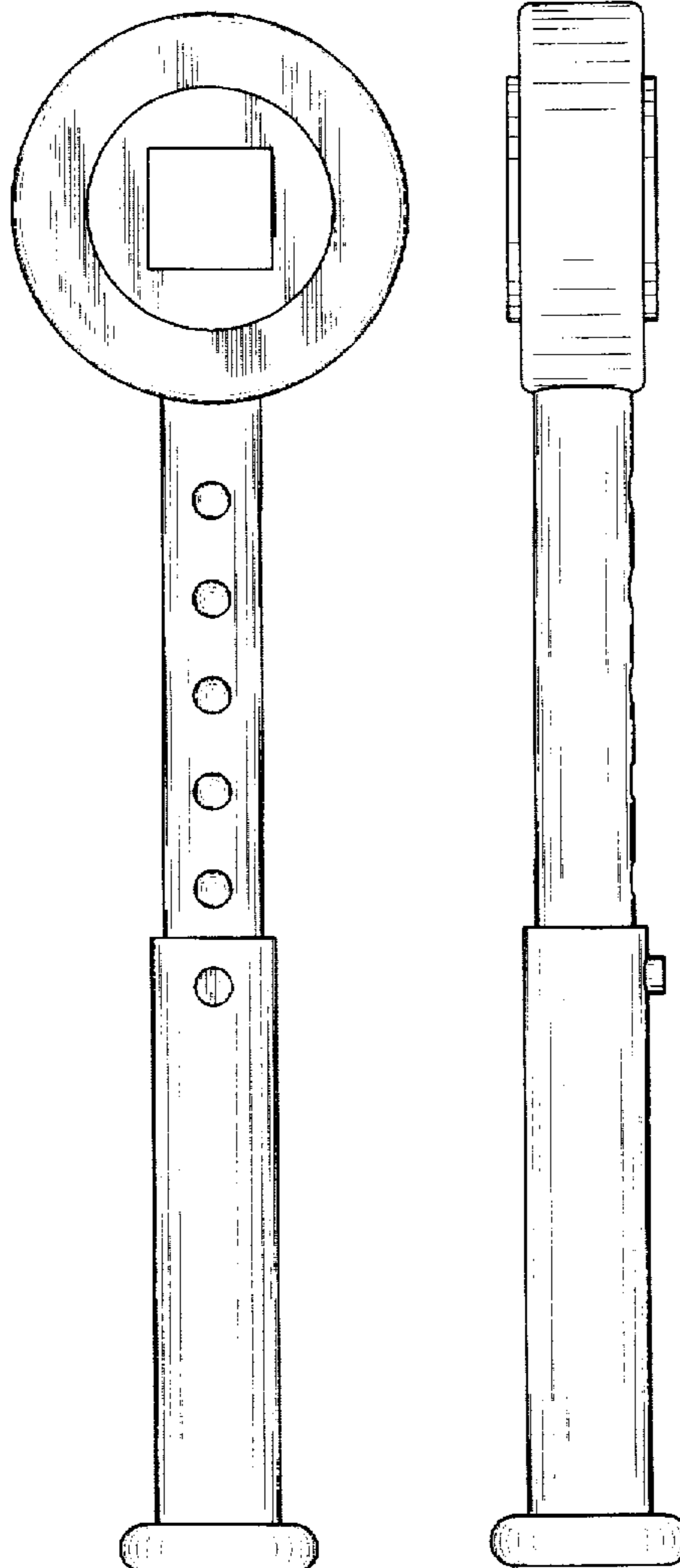


FIG. 1

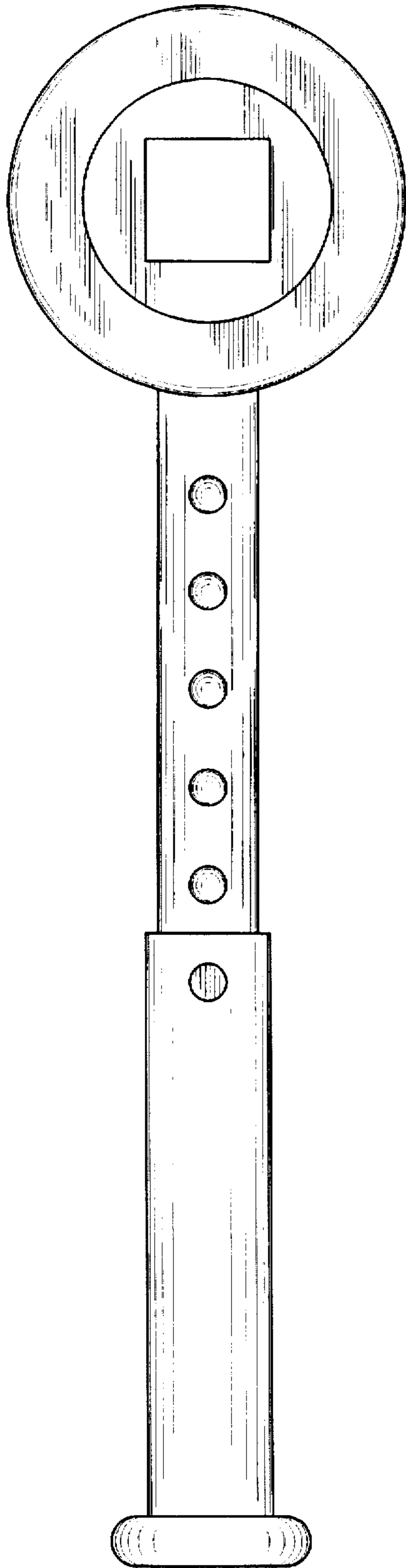


FIG. 2

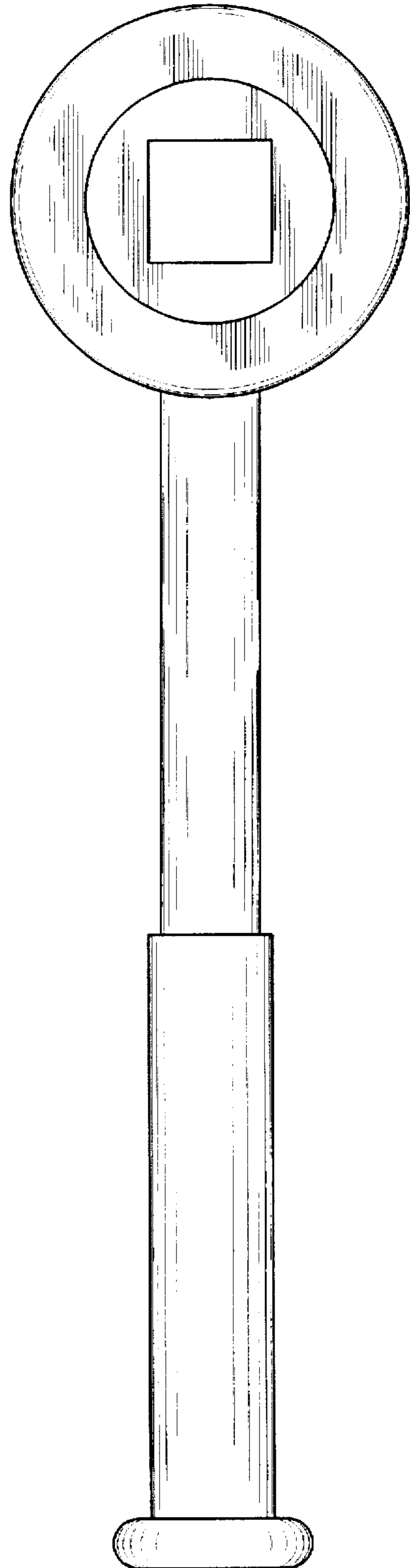


FIG. 3

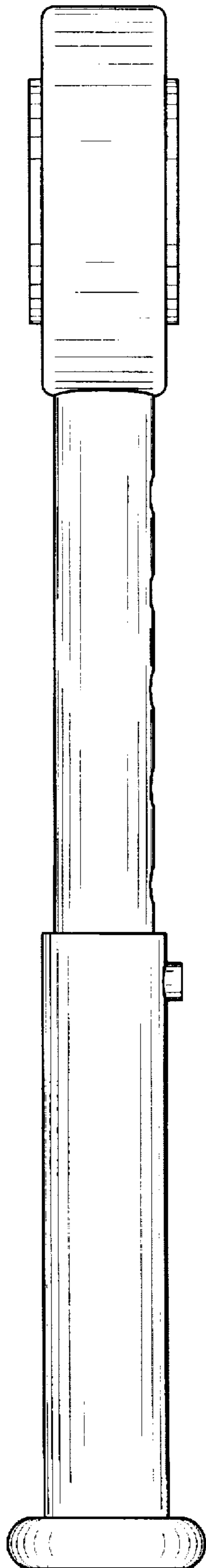
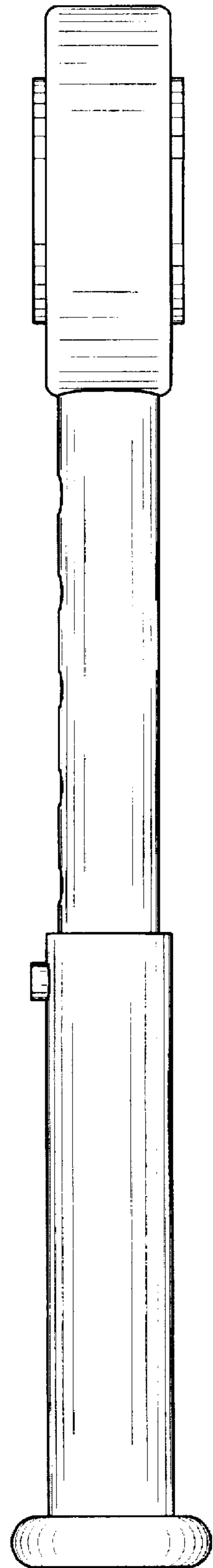
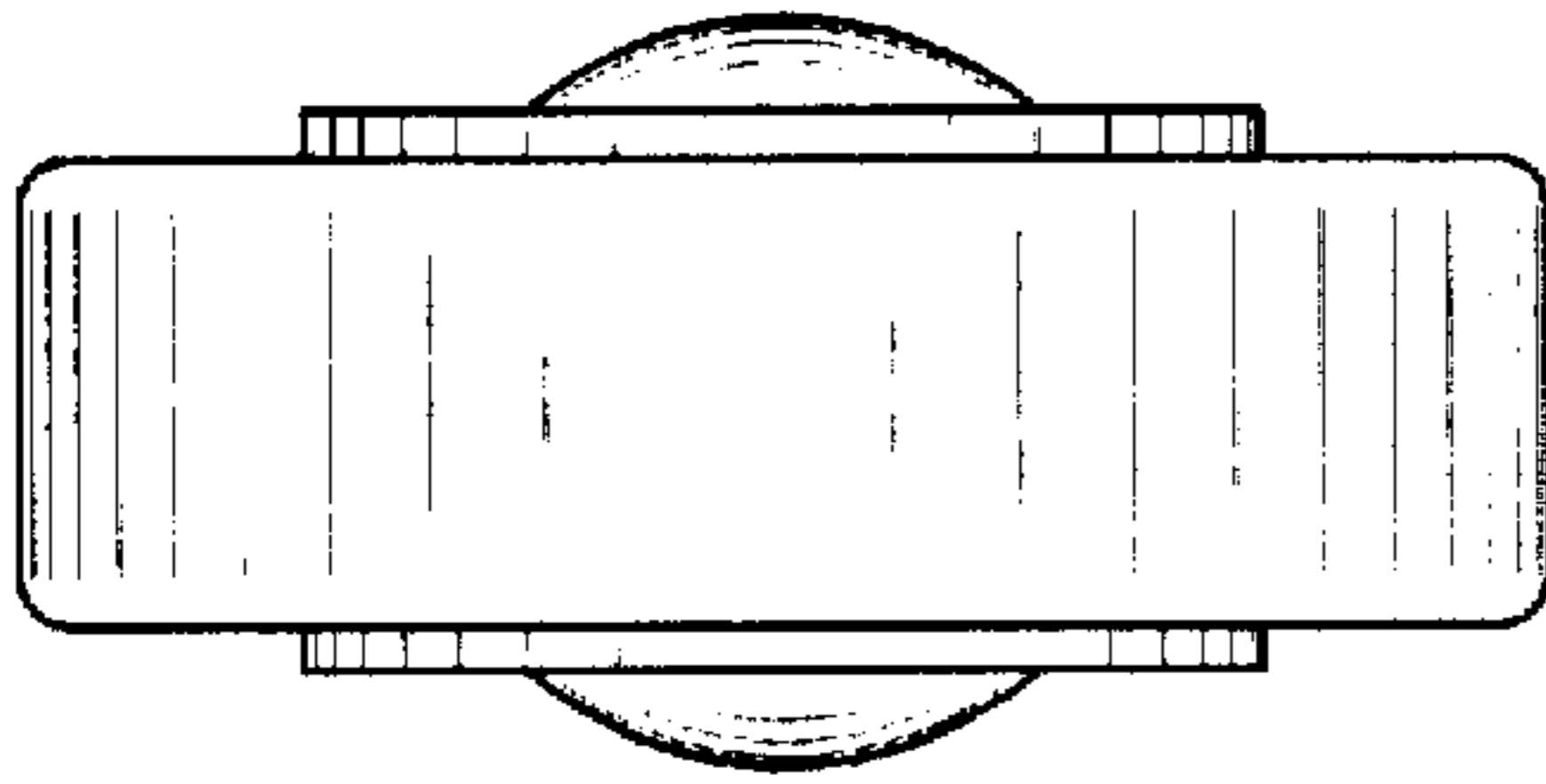


FIG. 4



*FIG. 5*



*FIG. 6*

