



US00D392511S

United States Patent [19]

Barisoff et al.

[11] Patent Number: **Des. 392,511**

[45] Date of Patent: ****Mar. 24, 1998**

[54] **BEVERAGE COOLER**

[76] Inventors: **Walter Barry Barisoff; Blake Elliott Kennedy**, both of R.R. 2; **Ronald James Fournier**, R.R. 1 Site 56, Comp. 10, all of Oliver, British, Canada, V0H 1T0

[**] Term: **14 Years**

[21] Appl. No.: **65,432**

[22] Filed: **Jan. 16, 1997**

[51] LOC (6) Cl. **07-01**

[52] U.S. Cl. **D7/608**

[58] Field of Search D7/605-608; 62/457.1, 62/457.3-457.5, 457.8; 206/139, 427, 430, 499, 523; 220/411, 902, 903, 906; D9/307

[56] **References Cited**

U.S. PATENT DOCUMENTS

2,720,307 10/1955 Morgan D9/307 X
3,263,806 8/1966 Ring 206/427

3,669,168 6/1972 Beaudin 206/430
4,878,867 11/1989 Dworman et al. D9/307
5,272,890 12/1993 Penya 62/457.4

FOREIGN PATENT DOCUMENTS

65449 2/1990 Canada .

Primary Examiner—Terry A. Wallace

Attorney, Agent, or Firm—Oyen Wiggs Green & Mutuala

[57] **CLAIM**

The ornamental design for a beverage cooler, as shown and described.

DESCRIPTION

FIG. 1 is a top plan view of a beverage cooler showing our new design;

FIG. 2 is a bottom plan view thereof;


FIG. 3 is a front elevational view thereof;

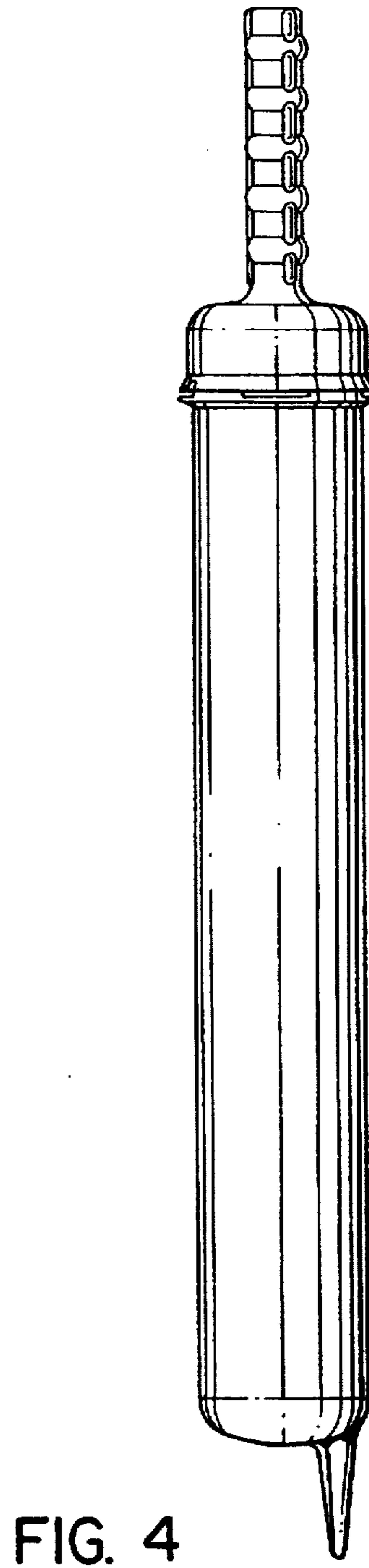

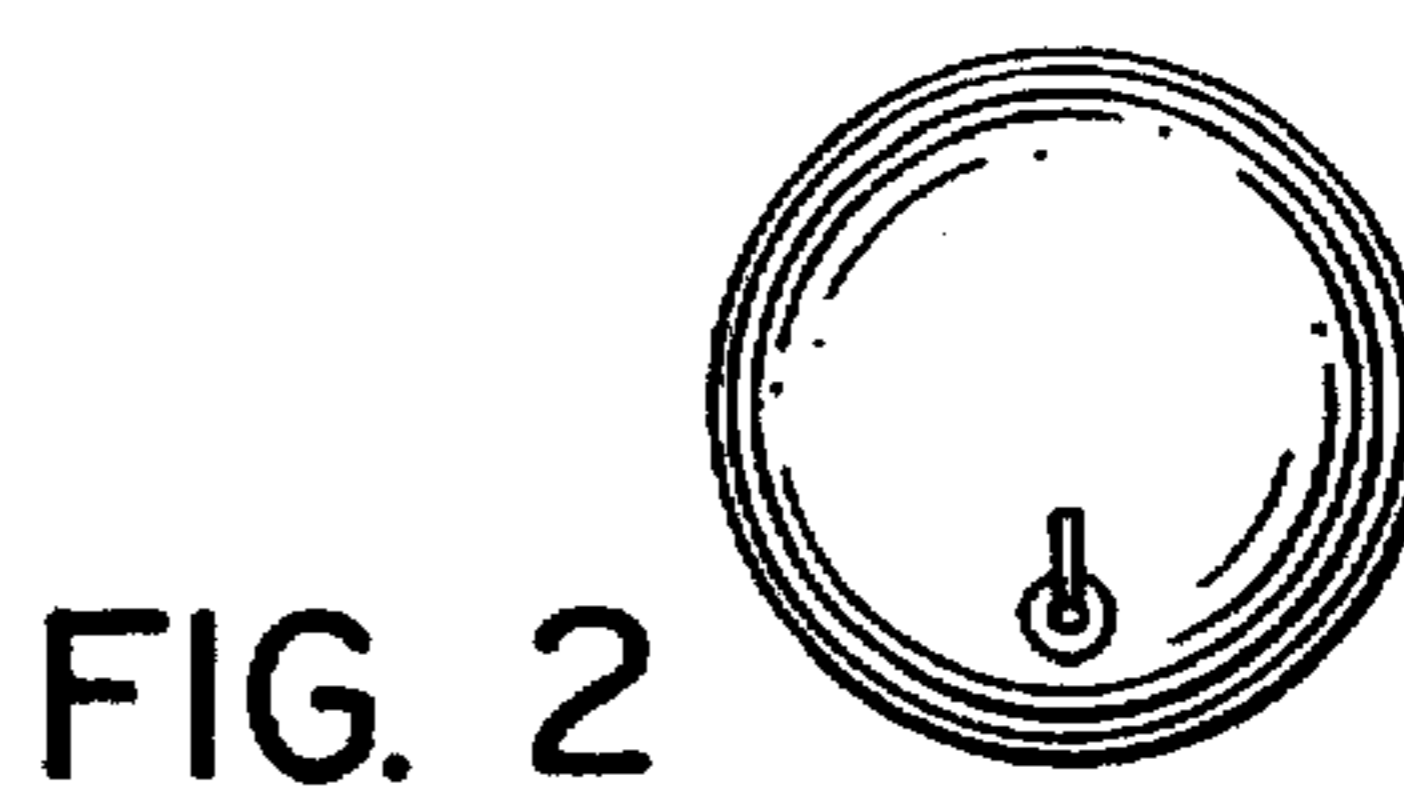
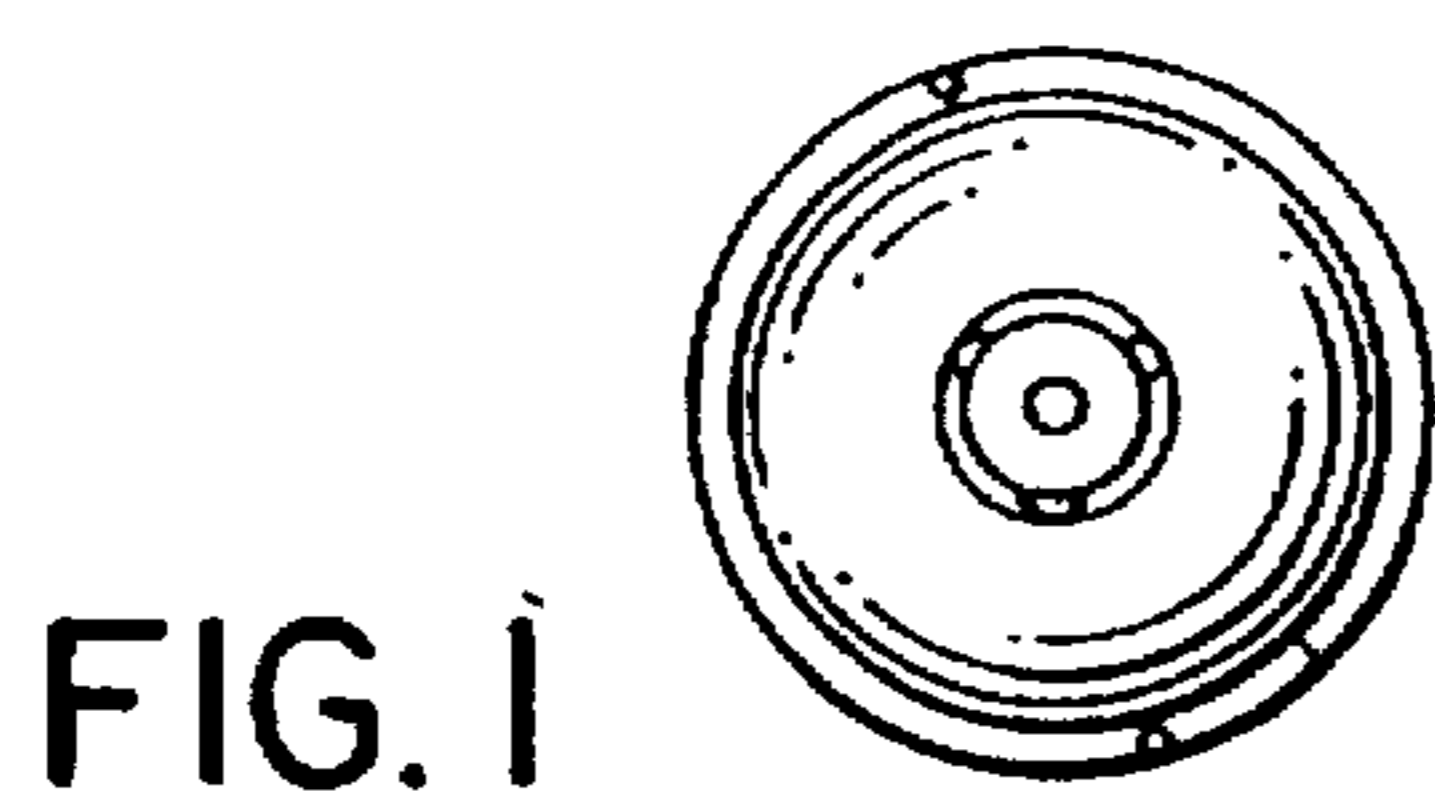
FIG. 4 is a right side elevational view thereof;

FIG. 5 is a rear elevational view thereof; and,

FIG. 6 is a left side elevational view thereof.

1 Claim, 2 Drawing Sheets








FIG. 5




FIG. 6