



US00D392492S

# United States Patent [19] Loud

[11] Patent Number: Des. 392,492  
[45] Date of Patent: \*\*Mar. 24, 1998

[54] **MASSAGING SYSTEM SEAT CUSHION**

[75] Inventor: Craig M. Loud, Whittier, Calif.

[73] Assignee: JB Research, Inc., Bellflower, Calif.

[\*\*] Term: 14 Years

[21] Appl. No.: 51,540

[22] Filed: Mar. 13, 1996

[51] LOC (6) Cl. .... 06-09

[52] U.S. Cl. .... D6/601; D6/604

[58] Field of Search ..... D6/595-597, 601,  
D6/604, 605, 611, 356; 5/636, 417-420,  
706, 710, 652-654; D21/237; 297/180.11,  
229, 452.43, 452.45

[56] **References Cited**

**U.S. PATENT DOCUMENTS**

D. 237,330	10/1975	Skyer	.....	D6/356
D. 277,917	3/1985	Slakman	.....	D6/604
D. 330,118	10/1992	Lanius et al.	.....	D6/356
D. 362,126	9/1995	Carter	.....	D6/356
5,060,937	10/1991	Rushatz et al.	.....	5/417 X

Primary Examiner—Janice E. Seeger  
Attorney, Agent, or Firm—Sheldon & Mak

[57] **CLAIM**

The ornamental design for a massaging system seat cushion, as shown and described.

**DESCRIPTION**

FIG. 1 is a view of the front of a first embodiment of a massaging system seat cushion showing my new design including a seat portion and a lower leg portion attached to the seat portion;

FIG. 2 is a view of the front of a second embodiment of a cushion showing my new design, which is the same as that depicted in FIG. 1, but without the lower leg portion;

FIG. 3 is a view of a left side of the cushion shown in FIG. 2, the right side being a mirror image thereof;

FIG. 4 is a top end view of the cushion shown in FIG. 1;

FIG. 5 is a bottom end view of the cushion shown in FIG. 1;

FIG. 6 is a perspective view of the cushion shown in FIG. 1;

FIG. 7 is a perspective view of the cushion shown in FIG. 2; and

FIG. 8 is a left side view as in FIG. 3, showing the cushion of FIG. 1, the right side being a mirror image thereof.

The rear of the article is not part of the claimed design.

**1 Claim, 3 Drawing Sheets**





Fig. 1.





Fig. 2.



Fig. 4.



Fig. 5.



Fig. 3.

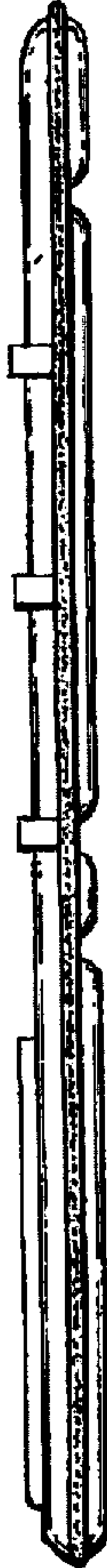


Fig. 6.

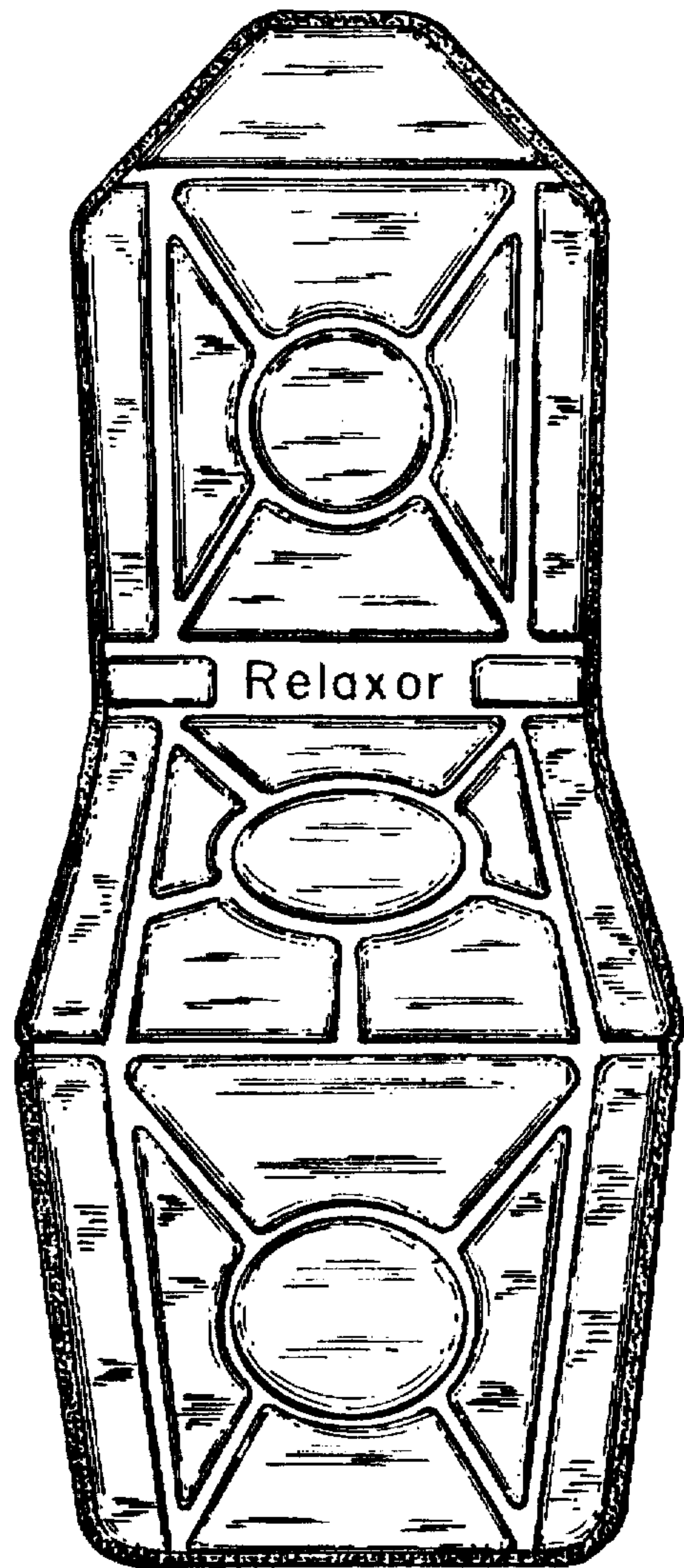


Fig. 7.




Fig. 8.

