



US00D392482S

United States Patent [19]

Seenath

[11] Patent Number: Des. 392,482

[45] Date of Patent: **Mar. 24, 1998

[54] **KITCHEN WRAPPING DISPENSER**

[76] Inventor: **Kamla Seenath**, 33 - 309 Falby Court,
Ajax, Ontario, Canada, L1S 3R3

[**] Term: **14 Years**

D. 364,298	11/1995	Phifer	D6/515
1,523,685	1/1925	Cohn	221/34
1,975,557	10/1934	Shaffer	312/61
3,459,329	8/1969	Mochizuki et al.	221/34
4,478,354	10/1984	Notheis	221/34

[21] Appl. No.: **71,197**

[22] Filed: **May 22, 1997**

[51] LOC (6) Cl. **07-99**

[52] U.S. Cl. **D6/515; D9/418**

[58] Field of Search D6/515, 517, 518,
D6/522, 523; 221/22, 33-34, 45, 92, 155,
197, 282, 283, 287; 312/37; D9/414, 418,
337, 432, 415; D4/3

FOREIGN PATENT DOCUMENTS

747852 of 1933 France 211/16

Primary Examiner—Pamela J. Burgess

[57] CLAIM

The ornamental design for a kitchen wrapping dispenser, as shown.

DESCRIPTION

FIG. 1 is a front elevational view of a kitchen wrapping dispenser showing my new design;

FIG. 2 is a rear elevational view thereof;

FIG. 3 is a left side elevational view thereof;

FIG. 4 is a right side elevational view thereof;

FIG. 5 is a top plan view thereof; and,


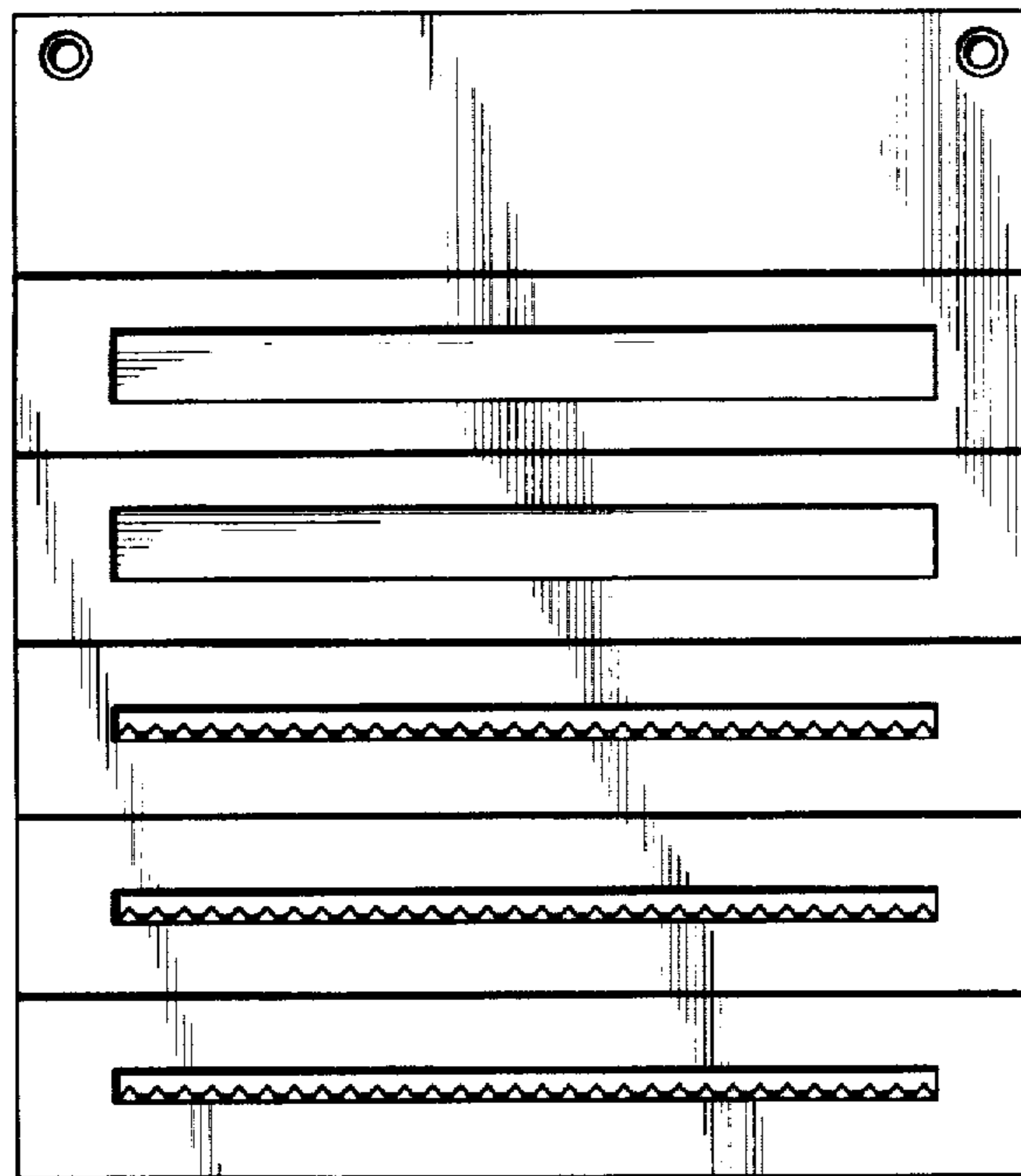
FIG. 6 is a bottom plan view thereof.

[56] **References Cited**

U.S. PATENT DOCUMENTS

D. 167,247	7/1952	Barnett et al.	D4/3
D. 277,169	1/1985	Ito et al.	D9/418
D. 301,979	7/1989	Britz et al.	D9/418
D. 305,506	1/1990	Sittig	D9/418
D. 332,889	2/1993	Vinson	D6/515 X
D. 334,498	4/1993	Romme et al.	D6/418 X

1 Claim, 3 Drawing Sheets






Fig. 1

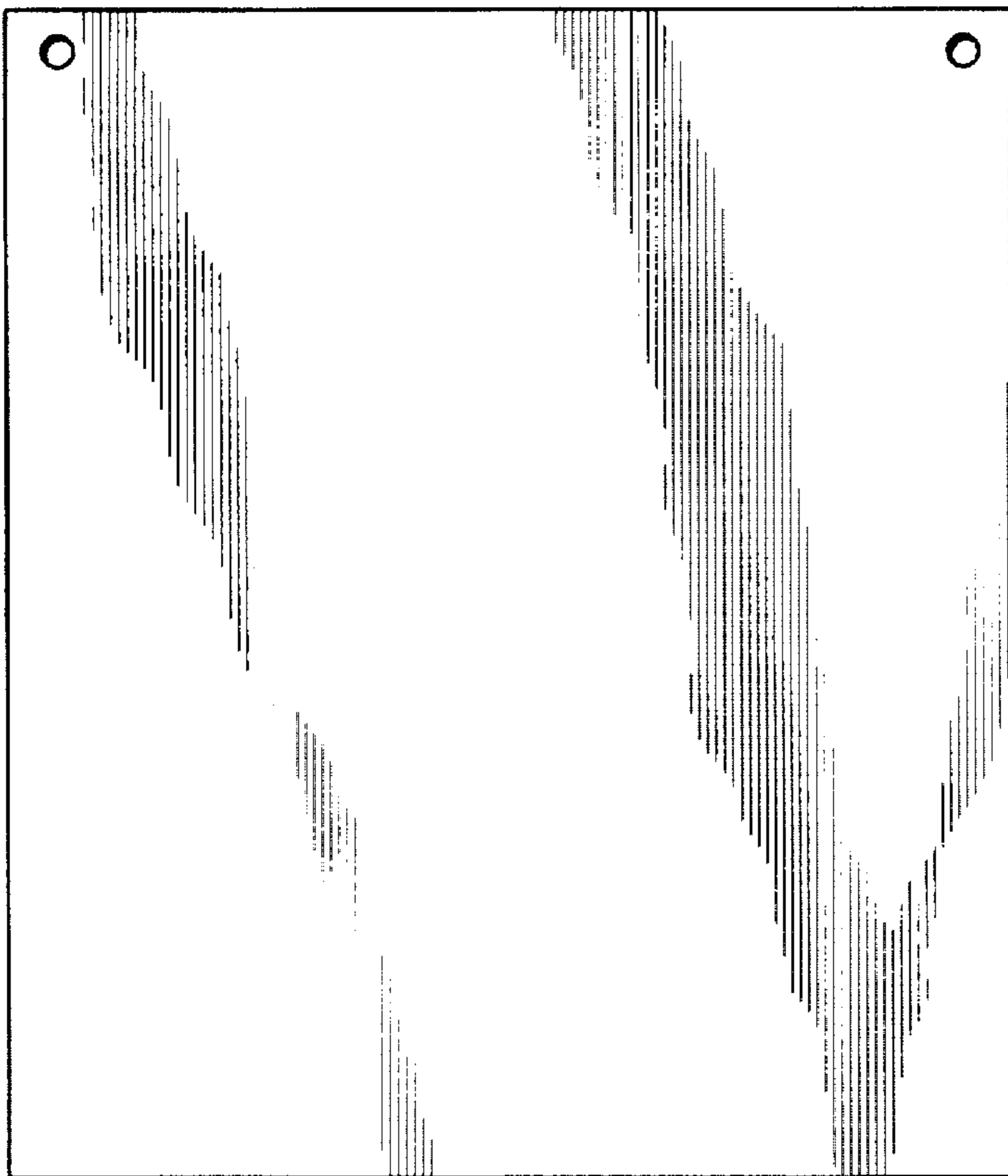


Fig. 2




Fig. 3




Fig. 4




Fig. 5




Fig. 6