



US00D392479S

# United States Patent [19]

Celestina-Krevh et al.

[11] Patent Number: **Des. 392,479**

[45] Date of Patent: **\*\*Mar. 24, 1998**

[54] **T-SHIELD**

[75] Inventors: **Maryann C. Celestina-Krevh, Euclid;**  
**Robert J. Warner, Jr., Stow, both of**  
**Ohio**

[73] Assignee: **Century Products Company,**  
**Macedonia, Ohio**

[\*\*] Term: **14 Years**

[21] Appl. No.: **63,100**

[22] Filed: **Nov. 26, 1996**

[51] LOC (6) Cl. .... **06-06**

[52] U.S. Cl. .... **D6/500; D6/333**

[58] Field of Search ..... D6/500, 329-331,  
D6/333-336, 338-344, 347; D12/128-130,  
133; 297/250.1, 256.16, 252, 253, 254,  
256.15, 256.17, 467; 280/30, 31, 33.993,  
33.994

[56] **References Cited**

### U.S. PATENT DOCUMENTS

D. 311,281 10/1990 Meeker ..... D6/333

D. 315,453	3/1991	Takada	.....	D6/333
D. 334,847	4/1993	Takahashi	.....	D6/333
D. 338,343	8/1993	Grange	.....	D6/333
D. 342,616	12/1993	Gunji et al.	.....	D6/333
4,679,852	7/1987	Anthony et al.	.....	297/467 X
5,549,356	8/1996	Gray	.....	297/256.15
5,645,317	7/1997	Onishi et al.	.....	297/250.1

*Primary Examiner*—James Gandy  
*Assistant Examiner*—Linda Brooks  
*Attorney, Agent, or Firm*—GrahAm & James LLP

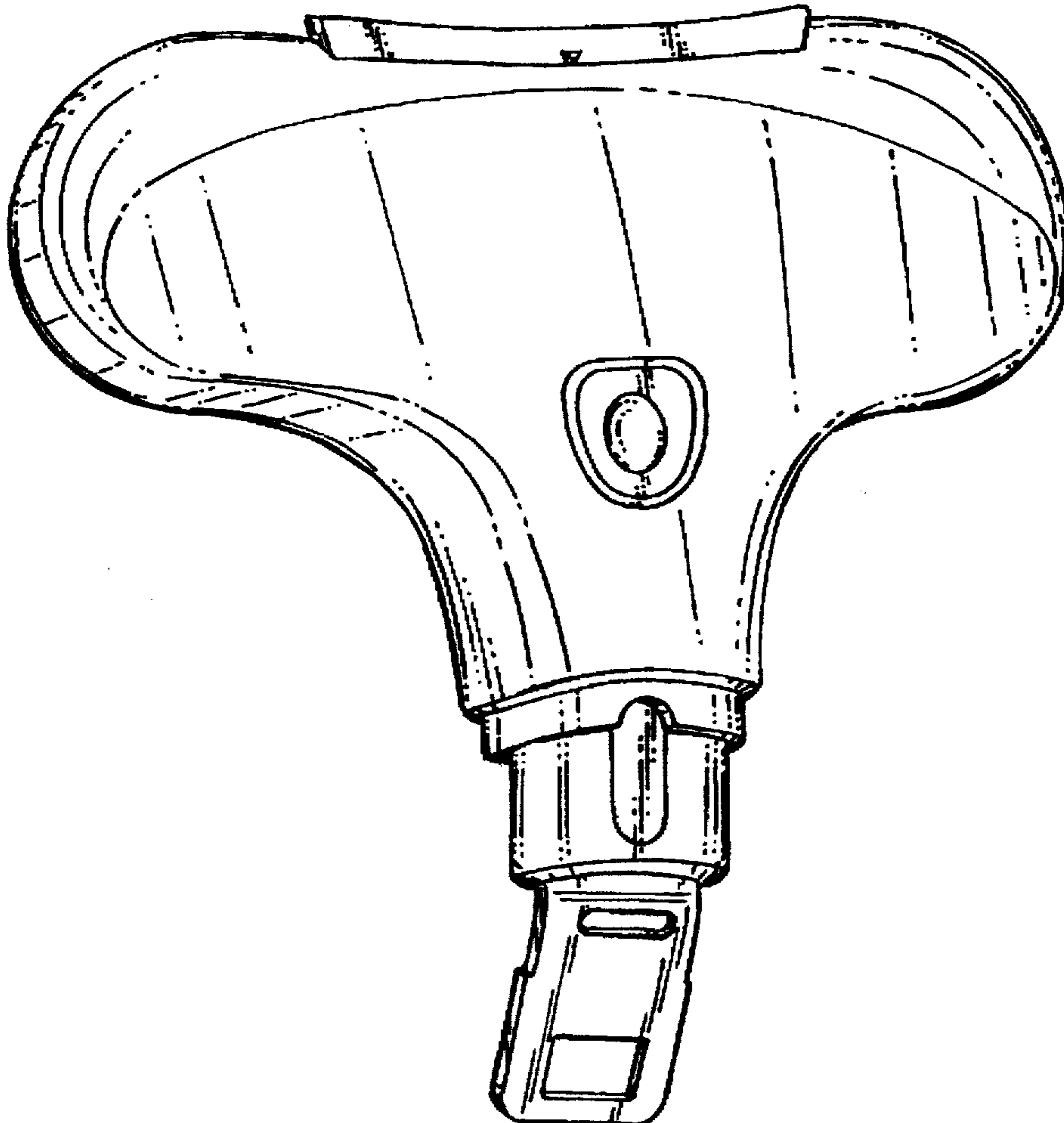
### [57] CLAIM

The ornamental design for a T-shield, as shown and described.

### DESCRIPTION

FIG. 1 is a perspective view of a T-shield showing our new design;  
FIG. 2 is an enlarged front elevational view thereof;  
FIG. 3 is a right side elevational view of FIG. 2; left side elevational view being a mirror image;  
FIG. 4 is a top plan view of FIG. 2;  
FIG. 5 is a rear elevational view of FIG. 2; and,  
FIG. 6 is a bottom plan view of FIG. 2.

**1 Claim, 2 Drawing Sheets**



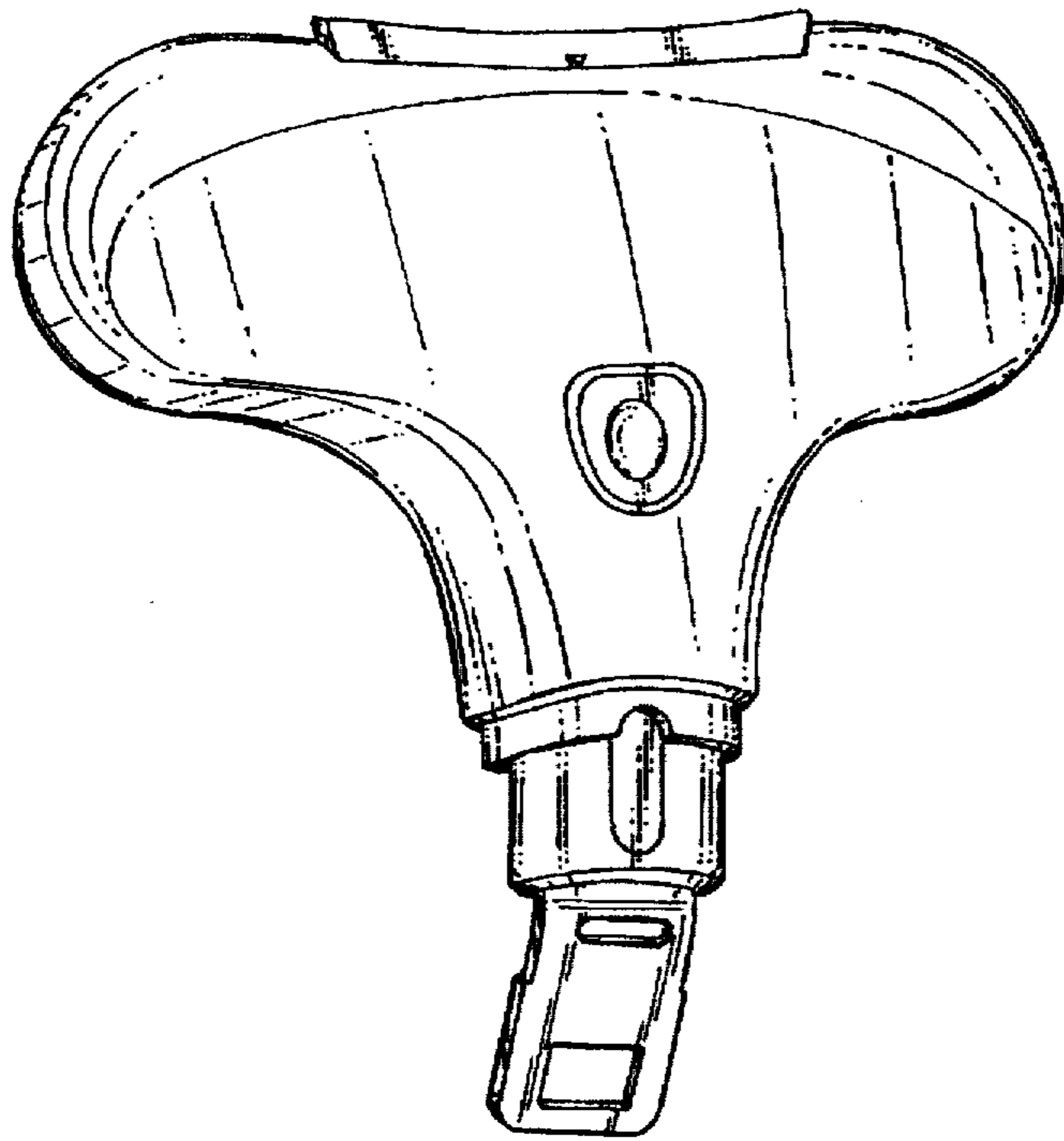


FIG. 1.

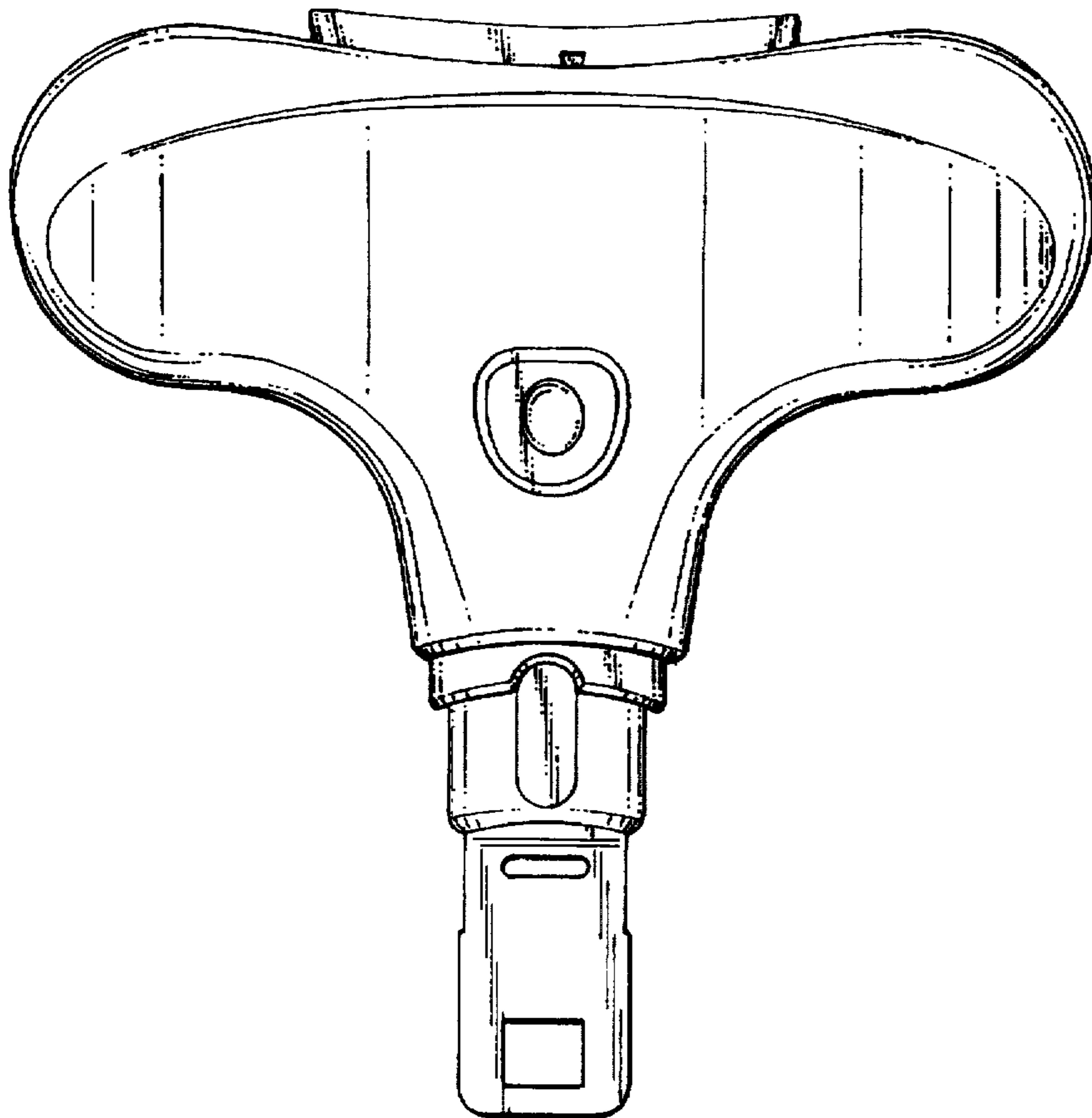


FIG. 2.


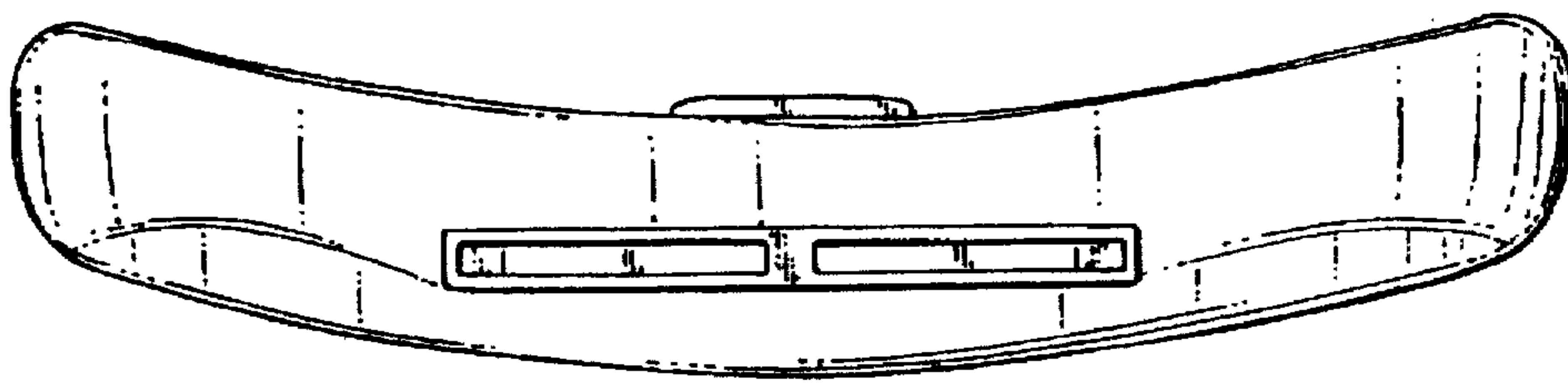
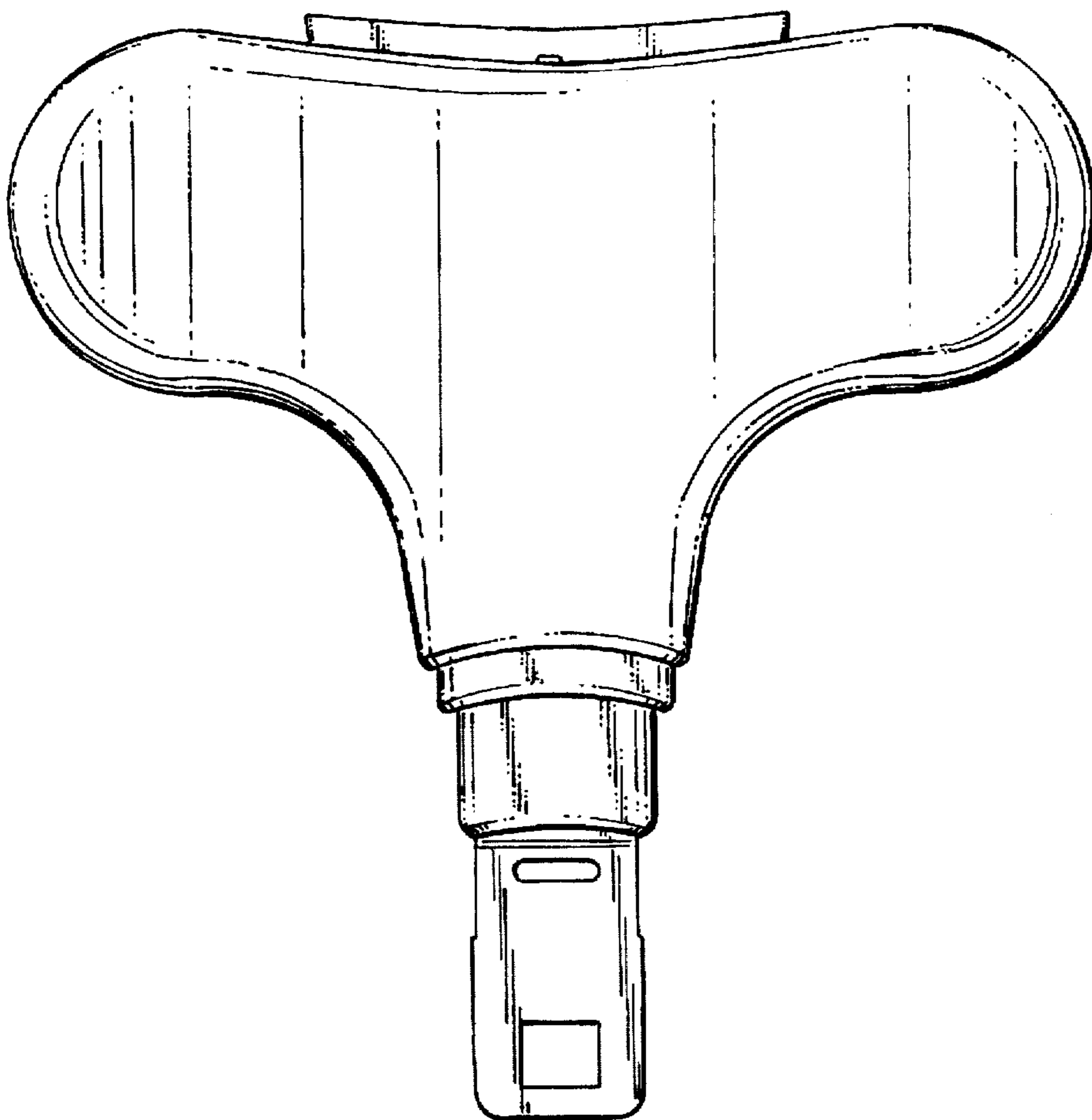


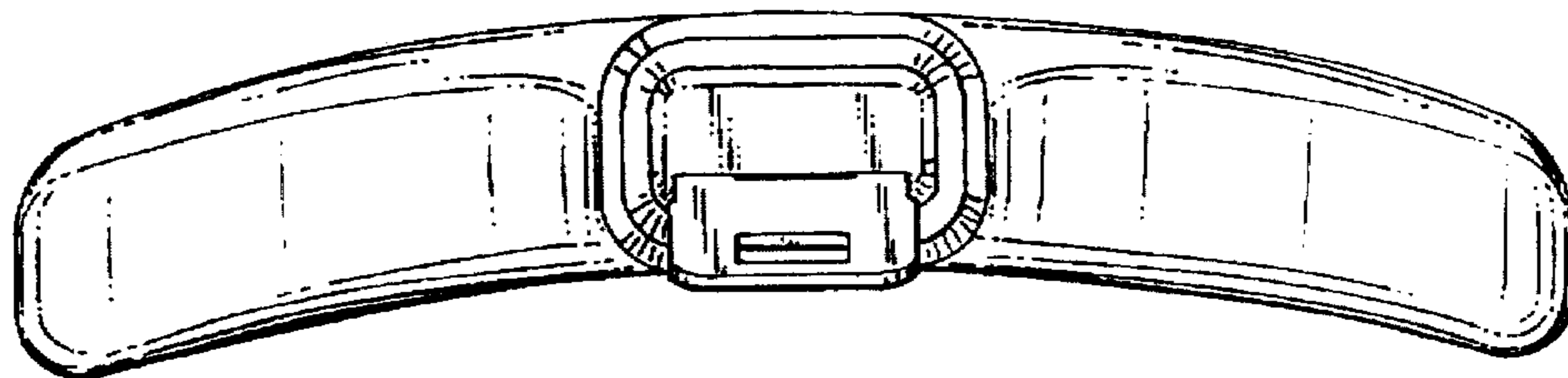
FIG. 3.



*FIG. 4.*



*FIG. 5.*



*FIG. 6.*