



US00D392473S

United States Patent [19]

Gaddy et al.

[11] Patent Number: Des. 392,473

[45] Date of Patent: **Mar. 24, 1998

[54] VIDEO TAPE HOLDER

[76] Inventors: Laurie Gaddy, 3107 Inwood Ct., Sugarland, Tex. 77478; Cheryl Rowell, 51 Lake Forest Ct., Conroe, Tex. 77384

[**] Term: 14 Years

[21] Appl. No.: 56,371

[22] Filed: Jun. 27, 1996

[51] LOC (6) Cl. 06-04

[52] U.S. Cl. D6/407

[58] Field of Search D6/407, 632, 634, D6/635; 206/307, 307.1, 308.1, 308.3, 309, 311, 312, 387.1, 387.15

[56] References Cited

U.S. PATENT DOCUMENTS

- D. 264,398 5/1982 Basili et al. D6/634
- D. 350,458 9/1994 Plath D6/407 X
- D. 352,860 11/1994 Du Corday D6/632

- D. 378,720 4/1997 Ebenreth D6/407 X
- D. 380,927 7/1997 Williams et al. D6/632

Primary Examiner—Doris V. Coles
Assistant Examiner—Catherine R. Oliver
Attorney, Agent, or Firm—Nick A. Nichols, Jr.

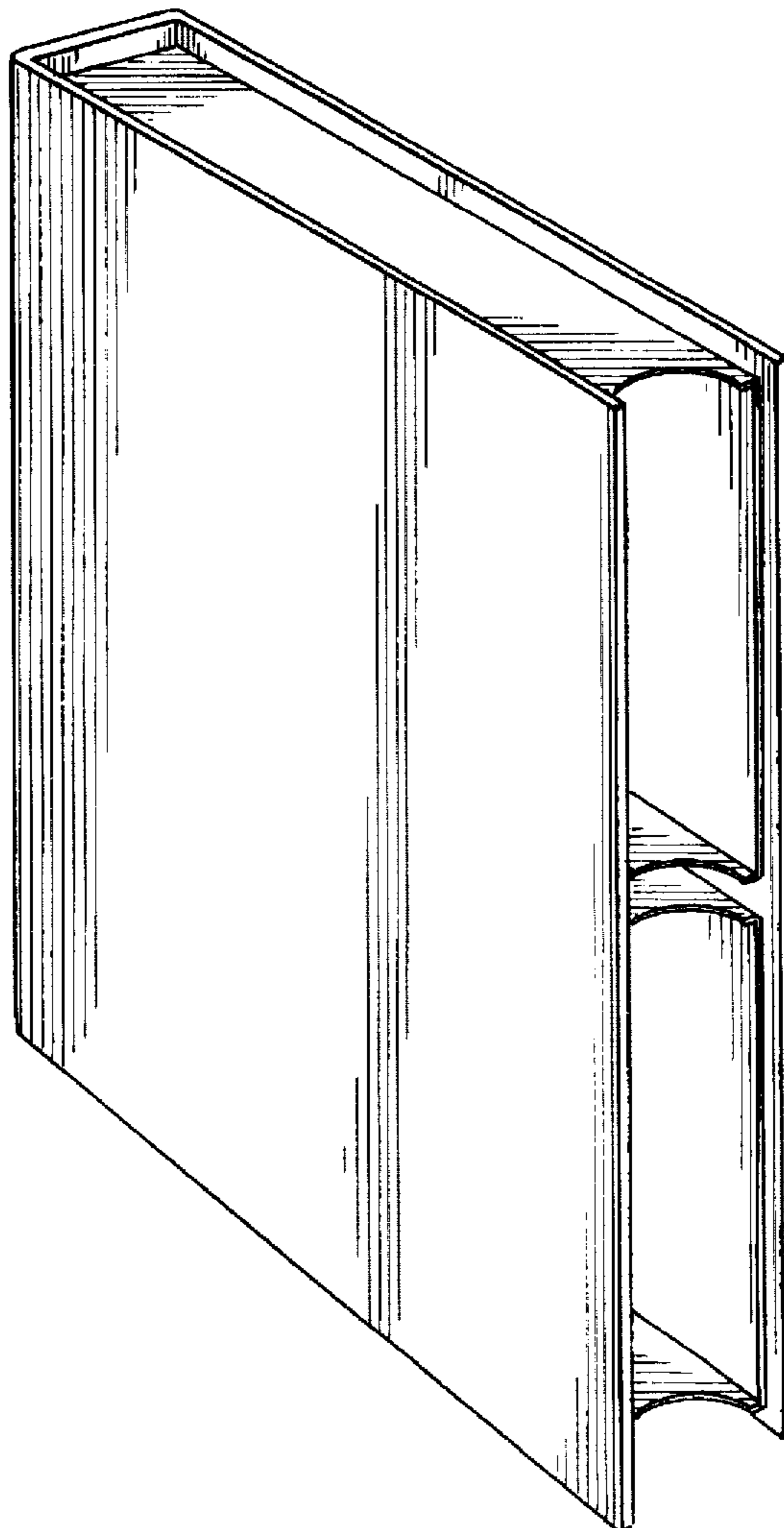
[57] CLAIM

The ornamental design for a video tape holder, as shown and described.

DESCRIPTION

FIG. 1 is a perspective view of the video tape holder showing our new design;
FIG. 2 is a top plan view, the bottom plan view being a mirror image thereof;
FIG. 3 is a front elevational view thereof;
FIG. 4 is a side view thereof, opposite the side shown in FIG. 1; and
FIG. 5 is a rear elevational view.

1 Claim, 1 Drawing Sheet



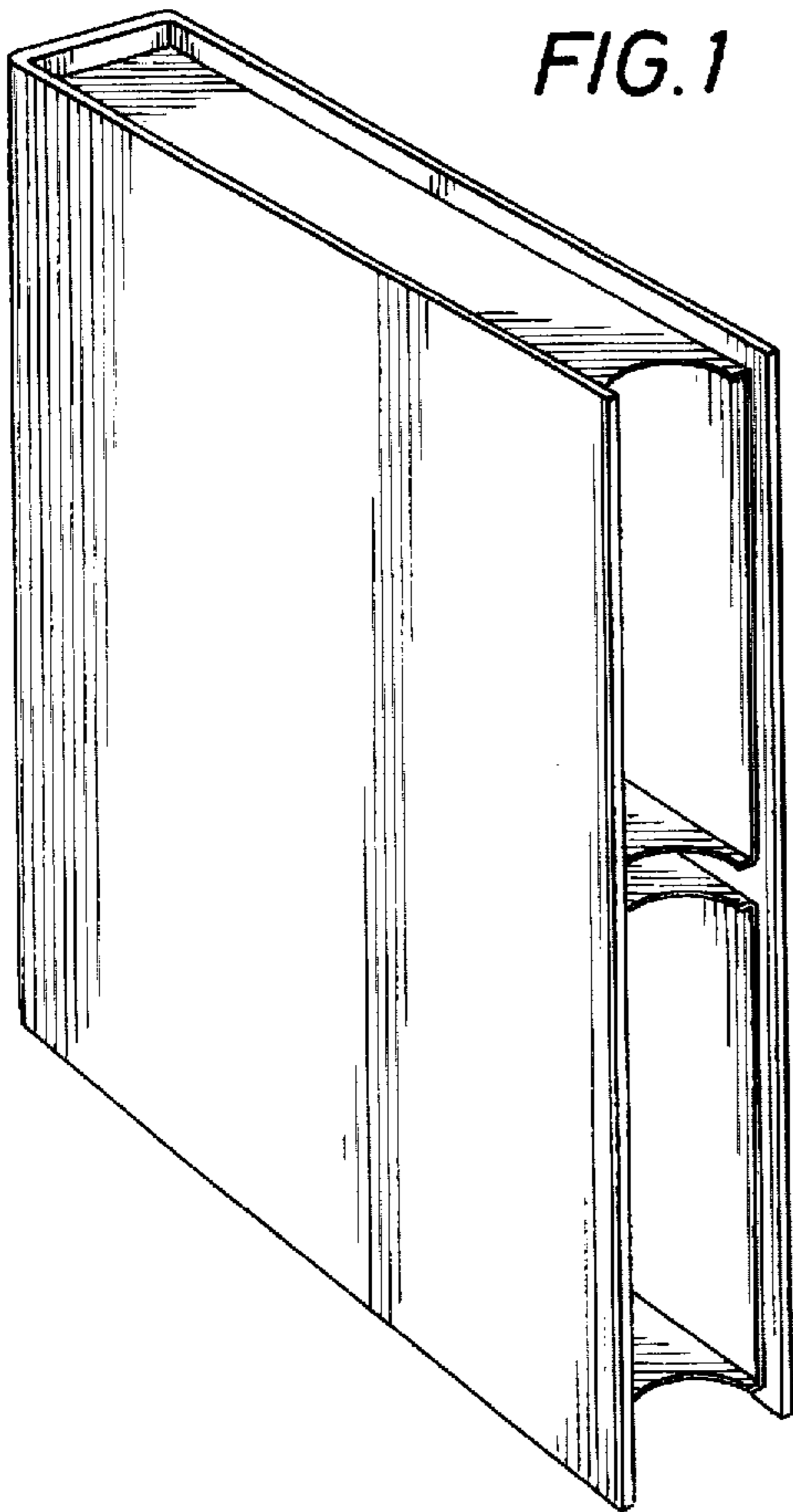


FIG. 1

FIG. 2




FIG. 3

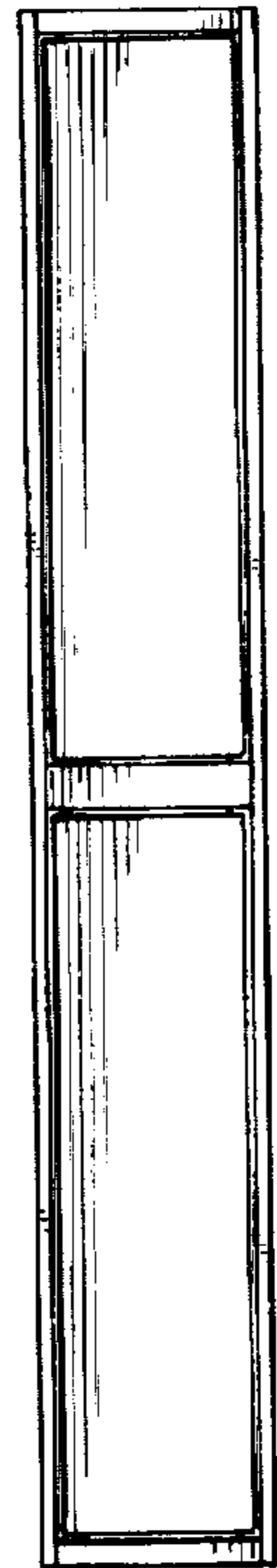


FIG. 4




FIG. 5

