



US00D392469S

United States Patent [19]
De Blaay

[11] **Patent Number:** **Des. 392,469**
[45] **Date of Patent:** ****Mar. 24, 1998**

[54] **OCCASIONAL CHAIR**

[75] **Inventor:** **William E. De Blaay, Manlius, N.Y.**

[73] **Assignee:** **L.&J.G. Stickley, Manlius, N.Y.**

[**] **Term:** **14 Years**

[21] **Appl. No.:** **66,002**

[22] **Filed:** **Feb. 4, 1997**

[51] **LOC (6) Cl.** **06-01**

[52] **U.S. Cl.** **D6/334**

[58] **Field of Search** **D6/334, 374, 379,**
D6/500, 501, 502; 247/446.1

[56] **References Cited**

U.S. PATENT DOCUMENTS

D. 35,082	9/1901	Stickley	D6/379
D. 130,248	11/1941	Jiranek	D6/379
D. 336,793	6/1993	Claman	D6/379

D. 358,493	5/1995	Ginat	D6/334
D. 359,856	7/1995	Hutton	D6/334
D. 364,743	12/1995	Lewis	D6/334

Primary Examiner—Gary D. Watson
Attorney, Agent, or Firm—Trapani & Molldrem


[57] **CLAIM**

The ornamental design for an occasional chair, as shown and described.

DESCRIPTION

FIG. 1 is a perspective view of an occasional chair showing my new design, having side panels with solid inlay; FIG. 2 is a left side elevation thereof, the right side elevation being a mirror image; FIG. 3 is a front elevational view thereof; FIG. 4 is a rear elevational view thereof, showing the back panel with solid inlay; and, FIG. 5 is a top plan view thereof.

1 Claim, 3 Drawing Sheets






FIG. 1

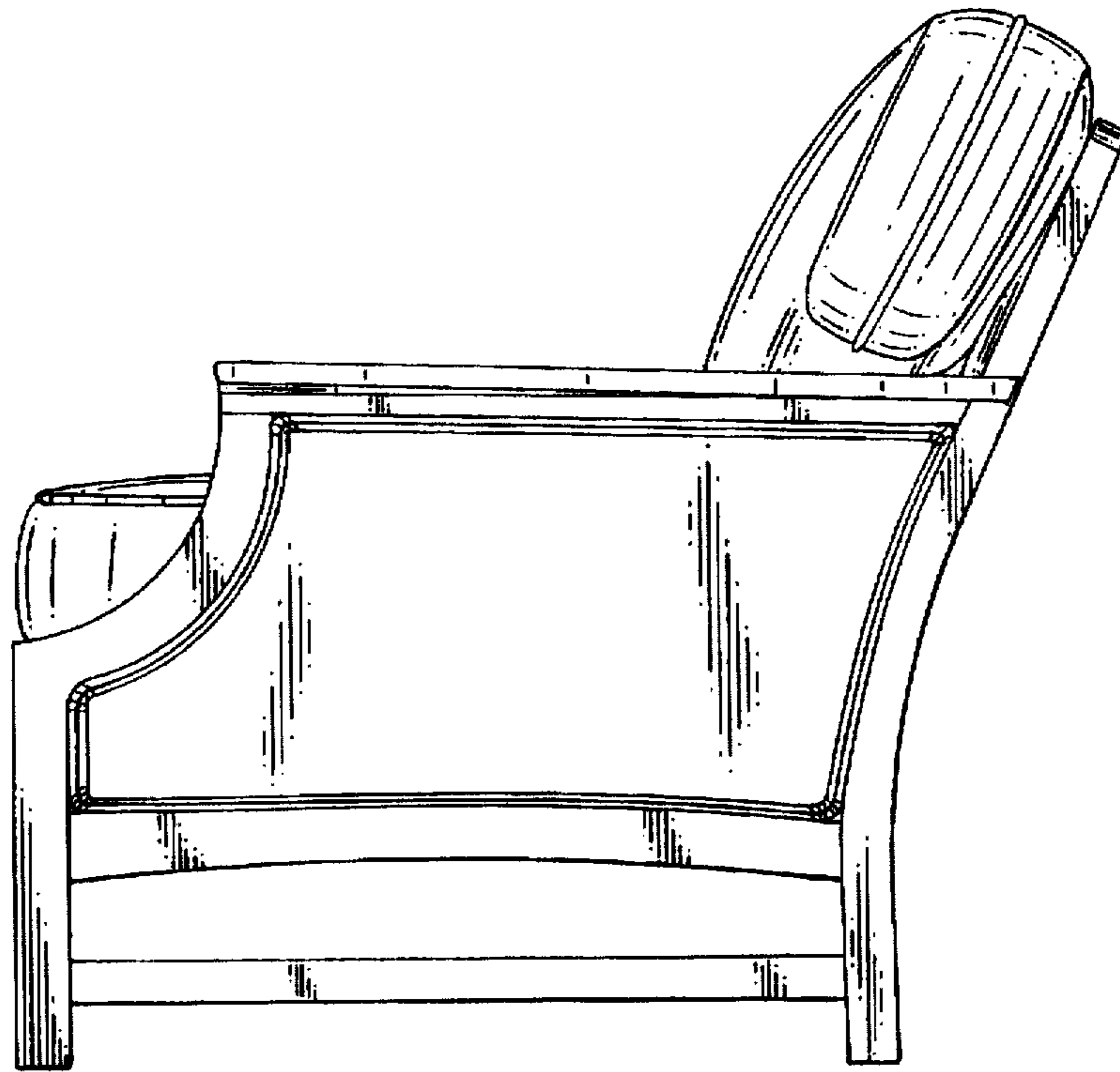


FIG. 2

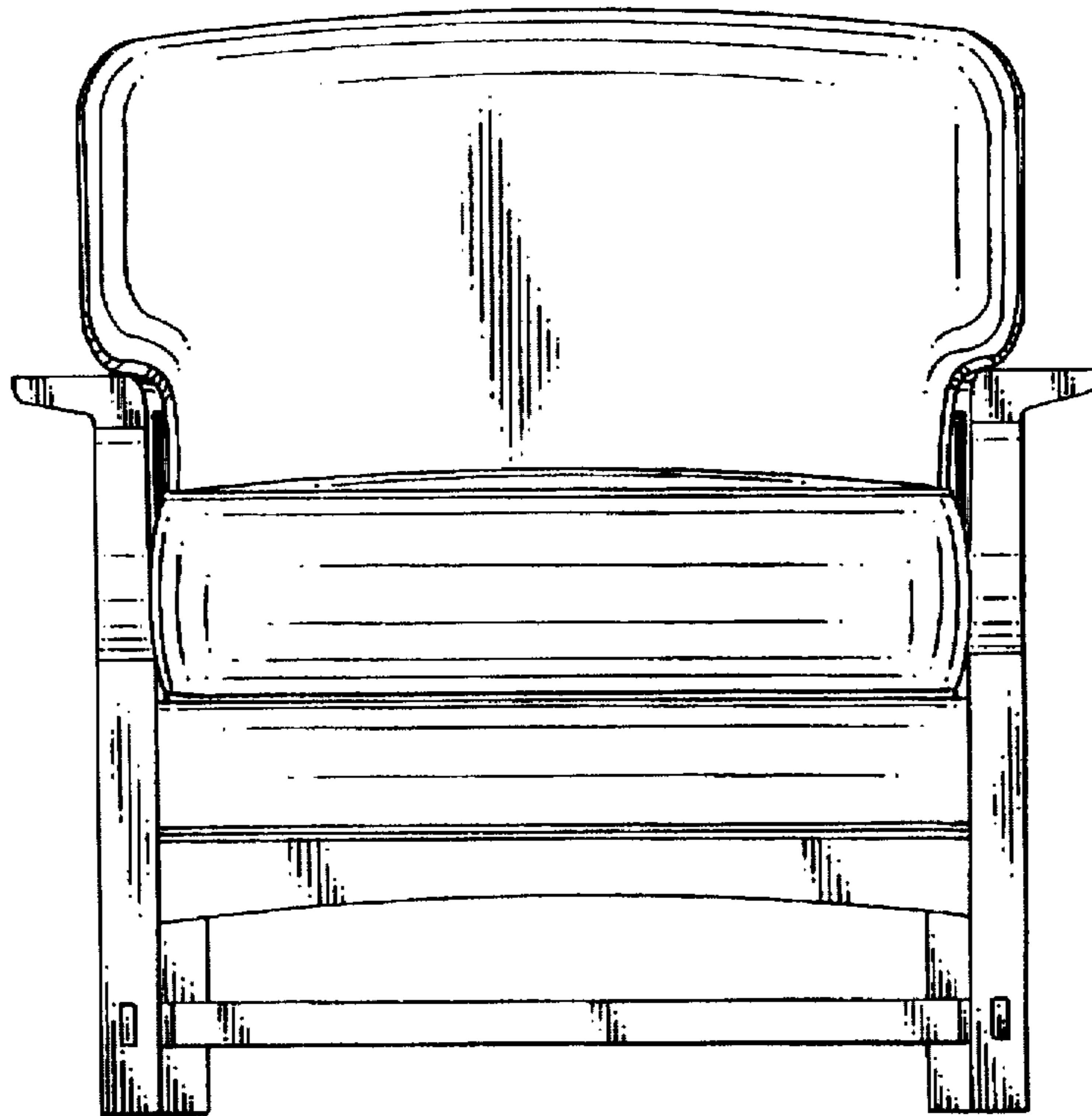


FIG. 3




FIG. 4




FIG. 5