



US00D392465S

United States Patent [19]
Mark

[11] **Patent Number:** **Des. 392,465**
[45] **Date of Patent:** ****Mar. 24, 1998**

[54] **FLUID APPLICATOR SHORT HANDLED
BRISTLE BRUSH**

4,710,048 12/1987 Vartoughian 401/129 X
5,403,107 4/1995 Griffith et al. 401/271
5,516,287 5/1996 Zdarsky 433/141 X

[76] **Inventor:** **Phillip Mark**, 6417 Marlberry Dr.,
Orlando, Fla. 32819

Primary Examiner—Alan P. Douglas
Assistant Examiner—Lavone D. Tabor
Attorney, Agent, or Firm—Eric P. Schellin

[**] **Term:** **14 Years**

[57] **CLAIM**

[21] **Appl. No.:** **49,775**

The ornamental design of the fluid applicator short handled
bristle brush, as shown and described.

[22] **Filed:** **Jan. 31, 1996**

[51] **LOC (6) Cl.** **04-02**

[52] **U.S. Cl.** **D4/114; D4/135; D24/152**

[58] **Field of Search** **D4/114, 127, 135;
D24/119, 146, 152; 401/126, 129, 152,
156, 183, 184, 271, 284, 286; 433/89, 141**

DESCRIPTION

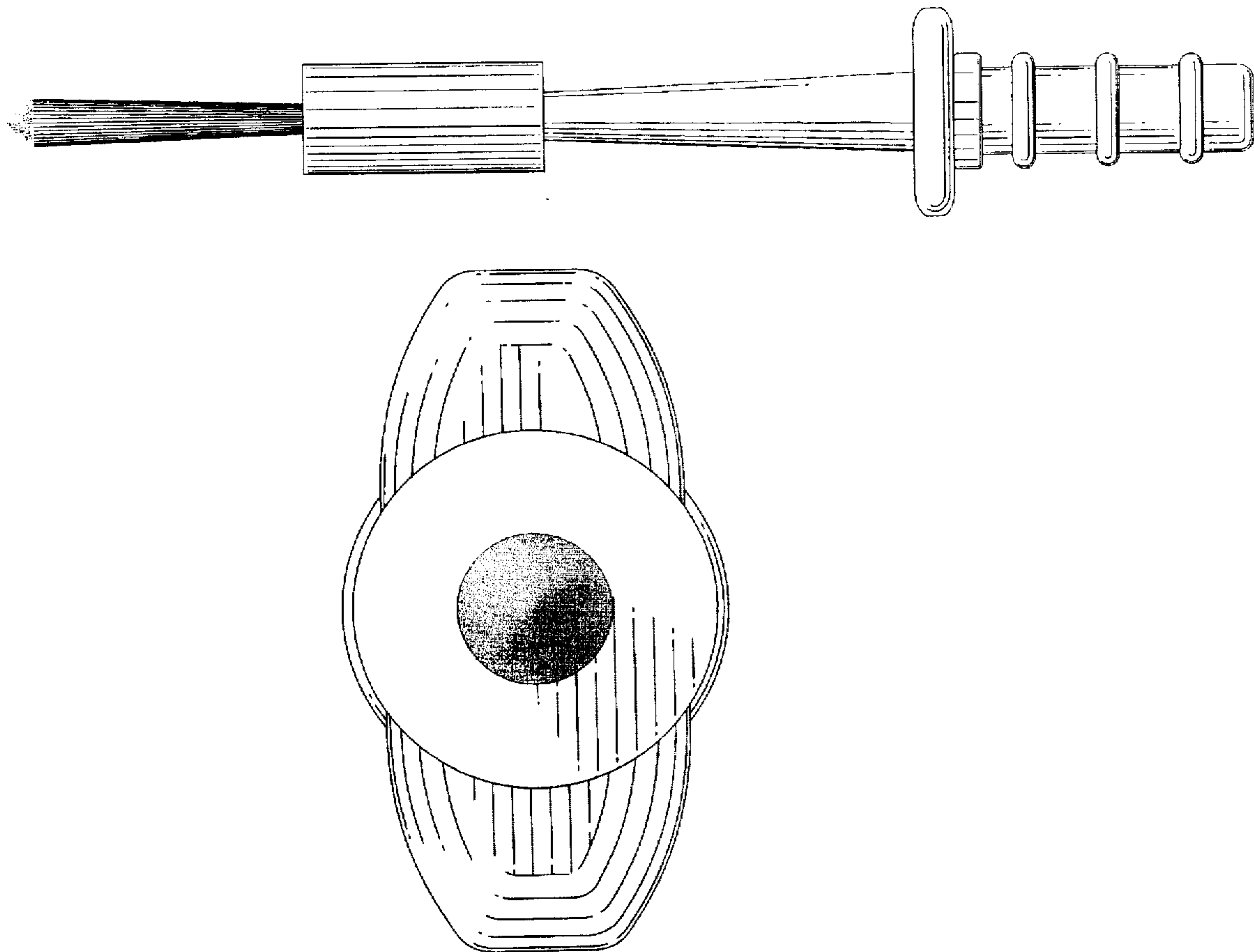
FIG. 1 is a side view of the fluid applicator bristle brush, the
opposite side thereof is identical;
FIG. 2 is a similar side view of the fluid applicator bristle
brush after being rotated 90°, the opposite side is identical;
FIG. 3 is an end view from the right of FIG. 1; and,
FIG. 4 is a view from the end opposite to the end of FIG. 3.

[56] **References Cited**

U.S. PATENT DOCUMENTS

3,048,170 8/1962 Lemos 433/89 X

1 Claim, 2 Drawing Sheets



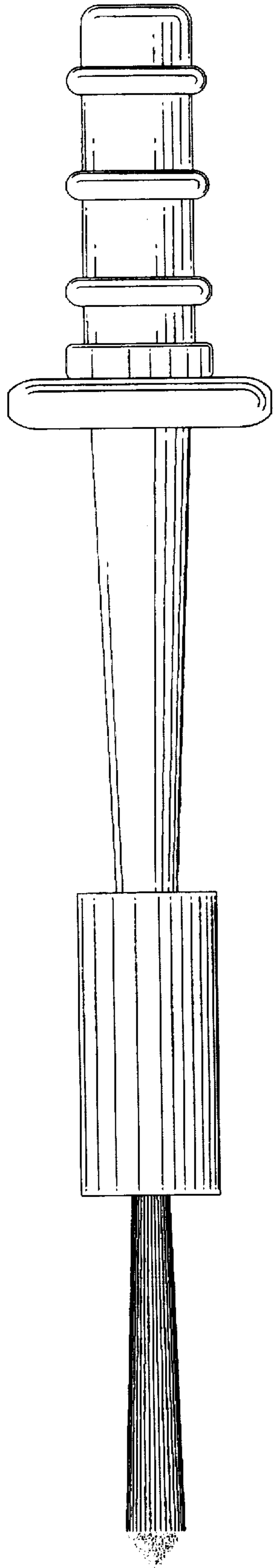


FIG. 1

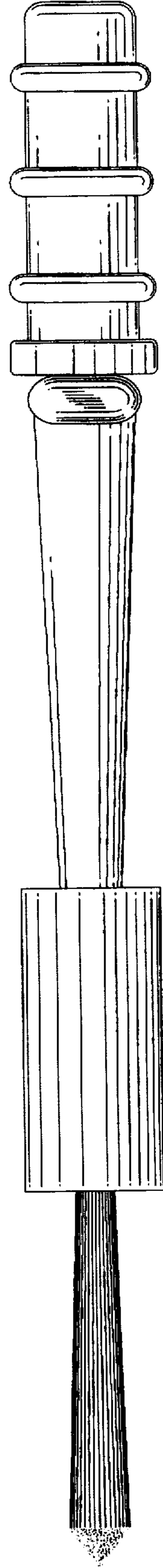


FIG. 2

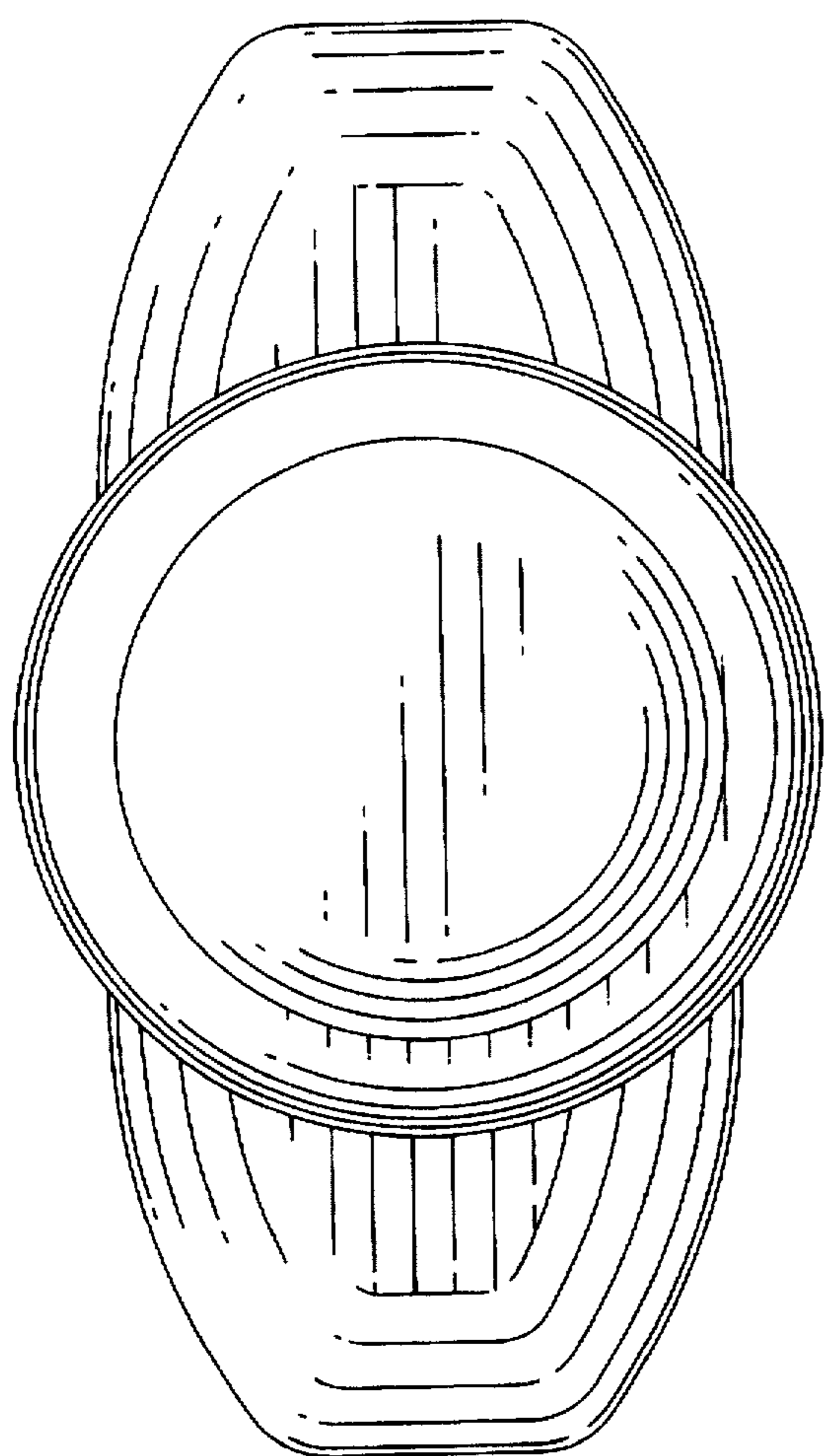


FIG. 3

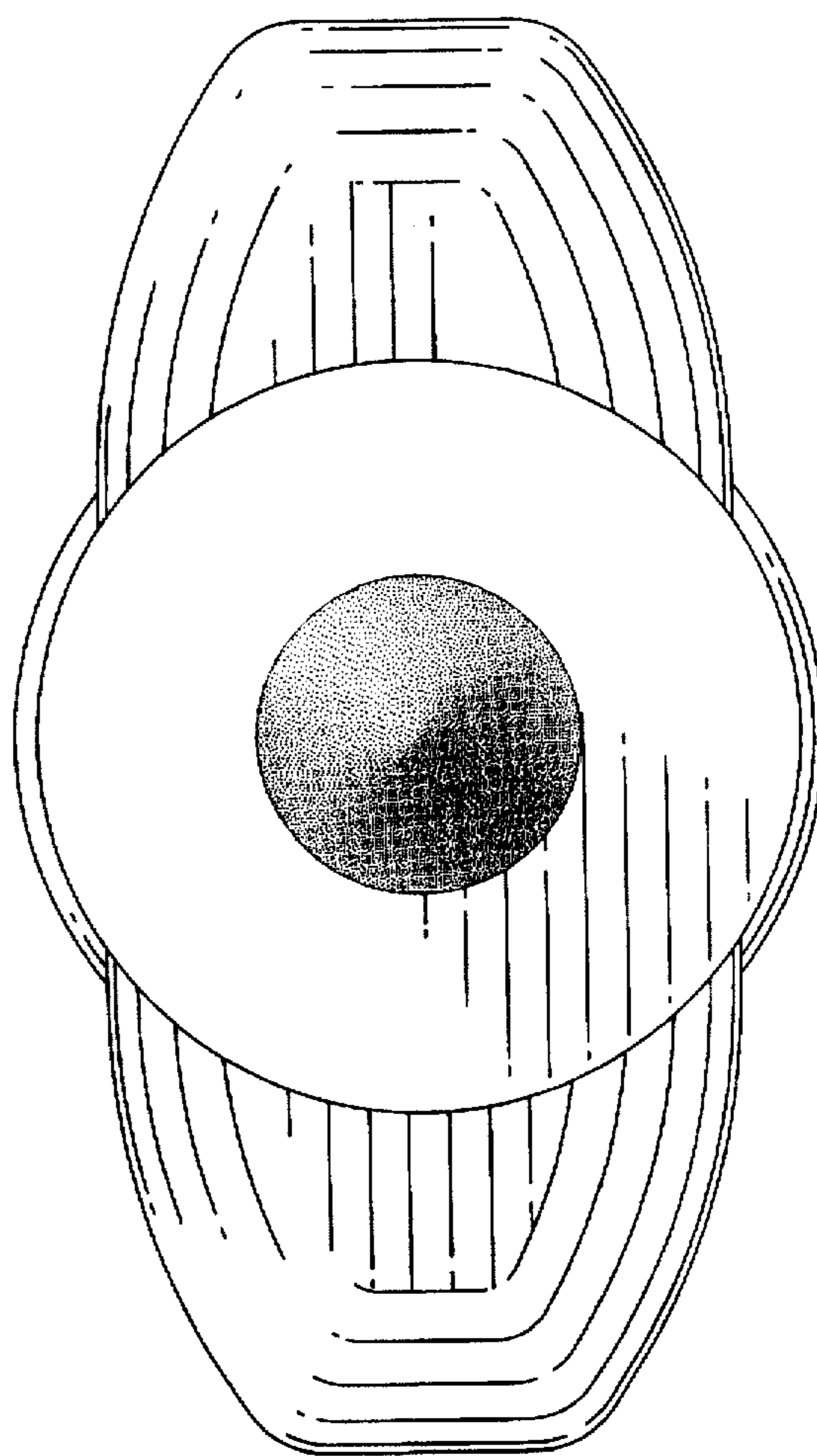


FIG. 4