



US00D392455S

United States Patent [19]
Lozano

[11] **Patent Number: Des. 392,455**
[45] **Date of Patent: **Mar. 24, 1998**

[54] **SIDE ELEMENT OF A SHOE UPPER**

[75] **Inventor: Sergio G. Lozano, Beaverton, Oreg.**

[73] **Assignee: Nike, Inc., Beaverton, Oreg.**

[**] **Term: 14 Years**

[21] **Appl. No.: 71,242**

[22] **Filed: May 23, 1997**

[51] **LOC (6) Cl. 02-99**

[52] **U.S. Cl. D2/972**

[58] **Field of Search D2/902, 907, 908,
D2/946, 972, 973, 935, 977; 36/83, 84,
114, 45, 48, 50.1, 78**

[56] **References Cited**

U.S. PATENT DOCUMENTS

D. 325,809	5/1992	Close .	
D. 329,323	9/1992	Rogers et al. .	
D. 336,766	6/1993	Sjöswärd .	
D. 346,898	5/1994	Teague .	
D. 347,316	5/1994	Minkin .	
D. 350,219	9/1994	Vitrac .	
1,758,186	5/1930	Bendelari	36/45 X
1,974,543	9/1934	Reymond	36/45
4,562,652	1/1986	Hensler	36/45 X

OTHER PUBLICATIONS

- Nike Footwear Catalog, Fall 1988, p. 40, published Dec. 1987.
- Nike Footwear Catalog, Spring 1990, p. 32, published Jun. 1989.
- Nike Footwear Catalog, Fall 1990, p. 32, published Dec. 1989.
- Nike Footwear Catalog, Fall 1992, Boys' Basketball Page, published Dec. 1991.
- Nike Footwear Catalog, Spring 1993, p. 28, published Jun. 1992.

Nike Footwear Catalog, Fall, 1995, p. 138, published Nov. 1994.

Nike Footwear Catalog, Holiday Footwear 1995, p. 96, published Mar. 1995.

Nike Footwear Catalog, Spring 1996, Introduction Page, published Jun. 1995.

Nike Footwear Catalog, Spring 1996, p. 85, published Jun. 1995.

Nike Footwear Catalog, Fall 1996, p. 28, published Dec. 1995.

Nike Footwear Catalog, Holiday Retail 1996, p. 51, published Mar. 1996.

Nike Footwear Catalog, Holiday 1996, p. 167, published Mar. 1996.

Nike Footwear Catalog, Late Spring 1997, pp. 55 and 189, published Sep. 1996.

Nike Footwear Catalog, Fall 1997, pp. 25, 26, 112, 113, 120, and 177, published Dec. 1996.

Primary Examiner—Dominic Simone

Attorney, Agent, or Firm—Klarquist Sparkman Campbell Leigh & Whinston, LLP

[57] **CLAIM**

The ornamental design for a side element of a shoe upper, as shown and described.

DESCRIPTION

FIG. 1 is a side elevational view of a side element of a shoe upper showing my new design;
 FIG. 2 is a top plan view thereof;
 FIG. 3 is a rear elevational view thereof; and,
 FIG. 4 is a front view thereof.
 The broken line showing of the shoe in FIGS. 1-4 is for illustrative purposes only and forms no part of the claimed design.

1 Claim, 3 Drawing Sheets

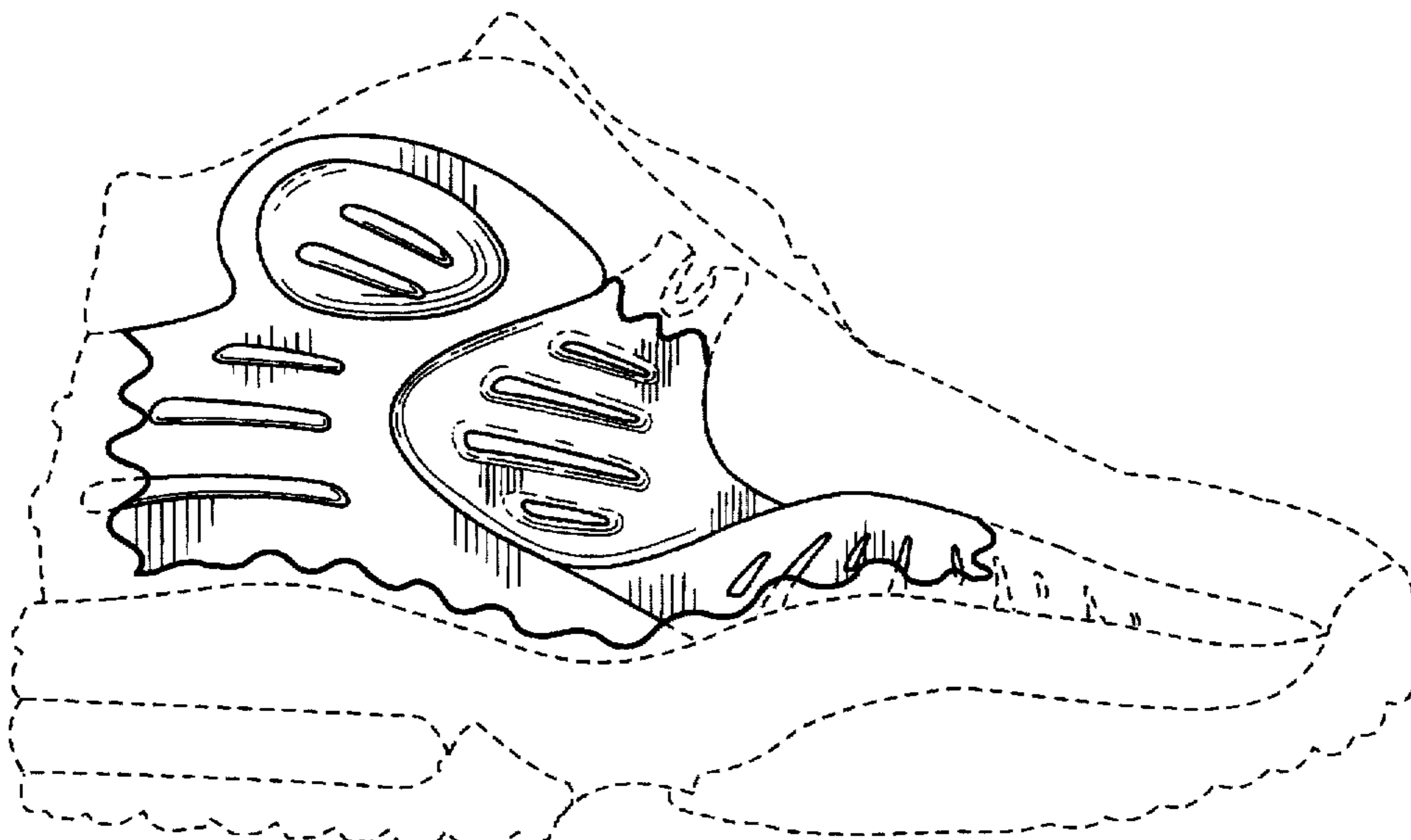


Fig. 1

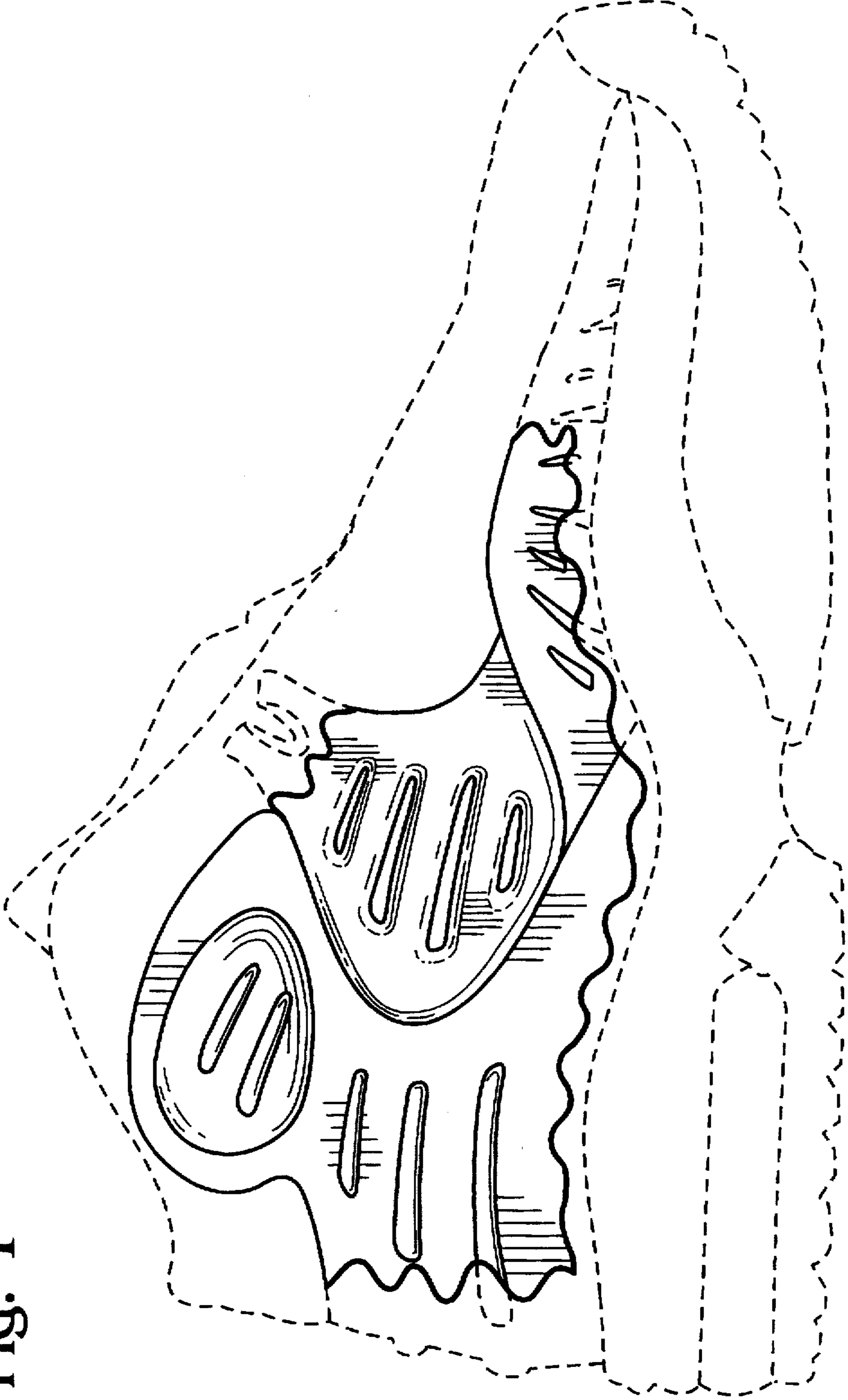


Fig. 2

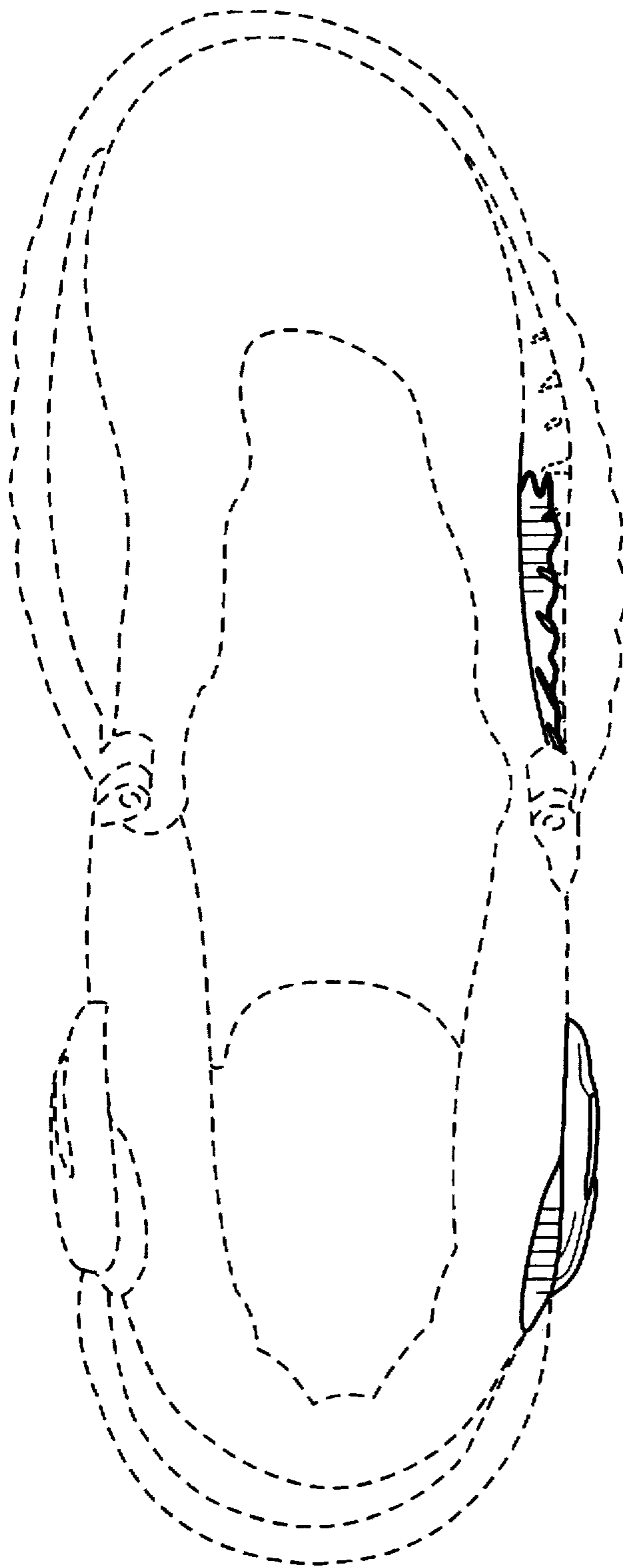


Fig. 3

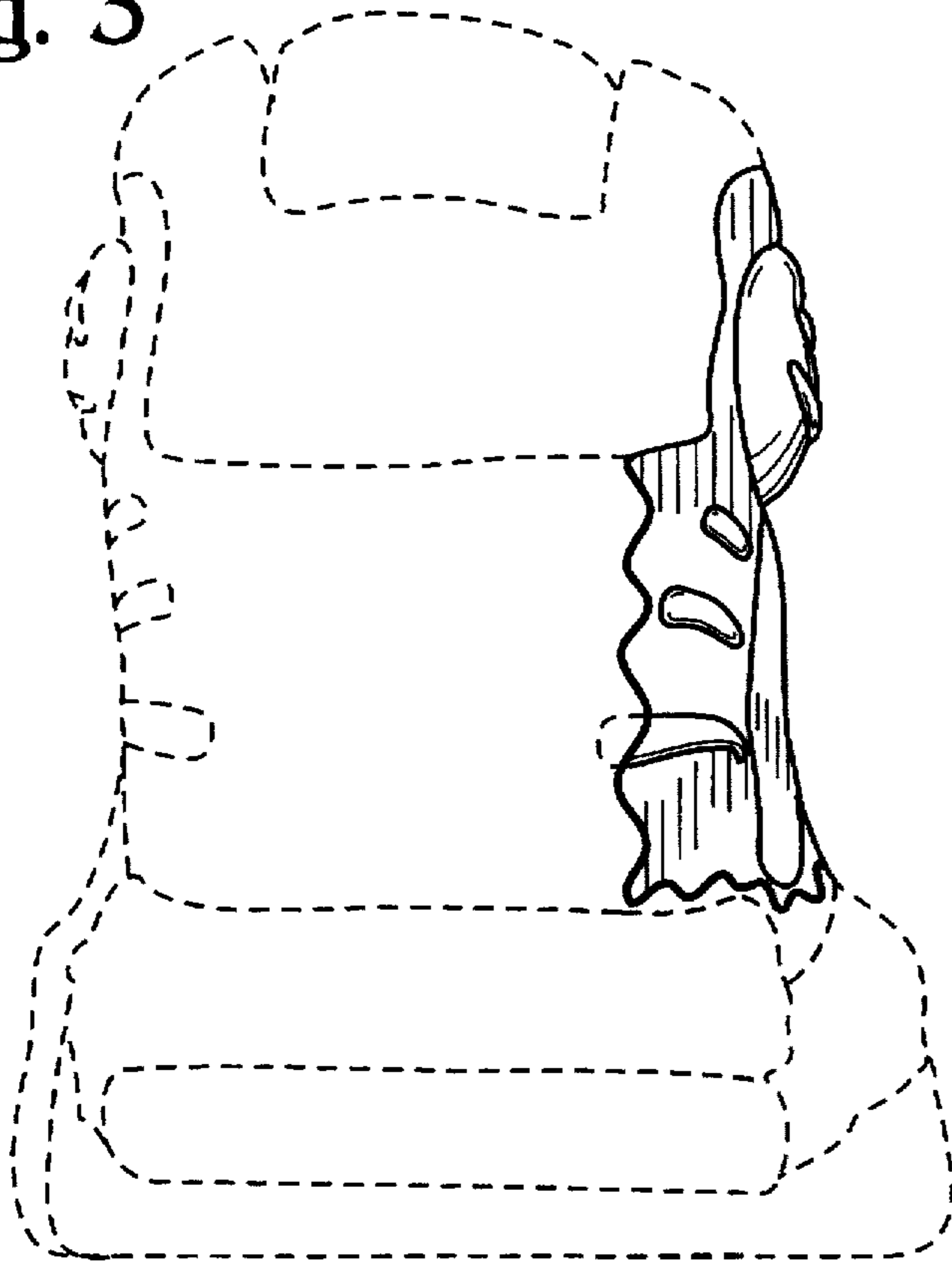


Fig. 4

