



US00D392448S

United States Patent [19]

[11] Patent Number: **Des. 392,448**

Backus

[45] Date of Patent: ****Mar. 24, 1998**

[54] PORTION OF A SHOE OUTSOLE

OTHER PUBLICATIONS

[75] Inventor: **Peter P. Backus**, Newberg, Oreg.

Nike Footwear Catalog, Holiday 1997, pp. 72, 74, 83, 164, 185. Published Mar. 1997.

[73] Assignee: **Nike, Inc.**, Beaverton, Oreg.

Nike Footwear Catalog, Fall 1997, p. 200. Published Dec. 1996.

[**] Term: **14 Years**

Nike Footwear Catalog, Late Spring 1997, p. 86. Published Sep. 1996.

[21] Appl. No.: **71,404**

Nike Footwear Catalog, Fall 1996, p. 185. Published Dec. 1995.

[22] Filed: **May 29, 1997**

Primary Examiner—Doris V. Coles
Attorney, Agent, or Firm—Banner & Witcoff, Ltd.

[51] LOC (6) Cl. **02-04**

[52] U.S. Cl. **D2/954; D2/956**

[58] Field of Search D2/947-960; 36/25 R,
36/32 R, 59 A, 59 B, 59 C, 127, 128, 129,
124, 114

[57] CLAIM

The ornamental design for portion of a shoe outsole, as shown and described.

[56] References Cited

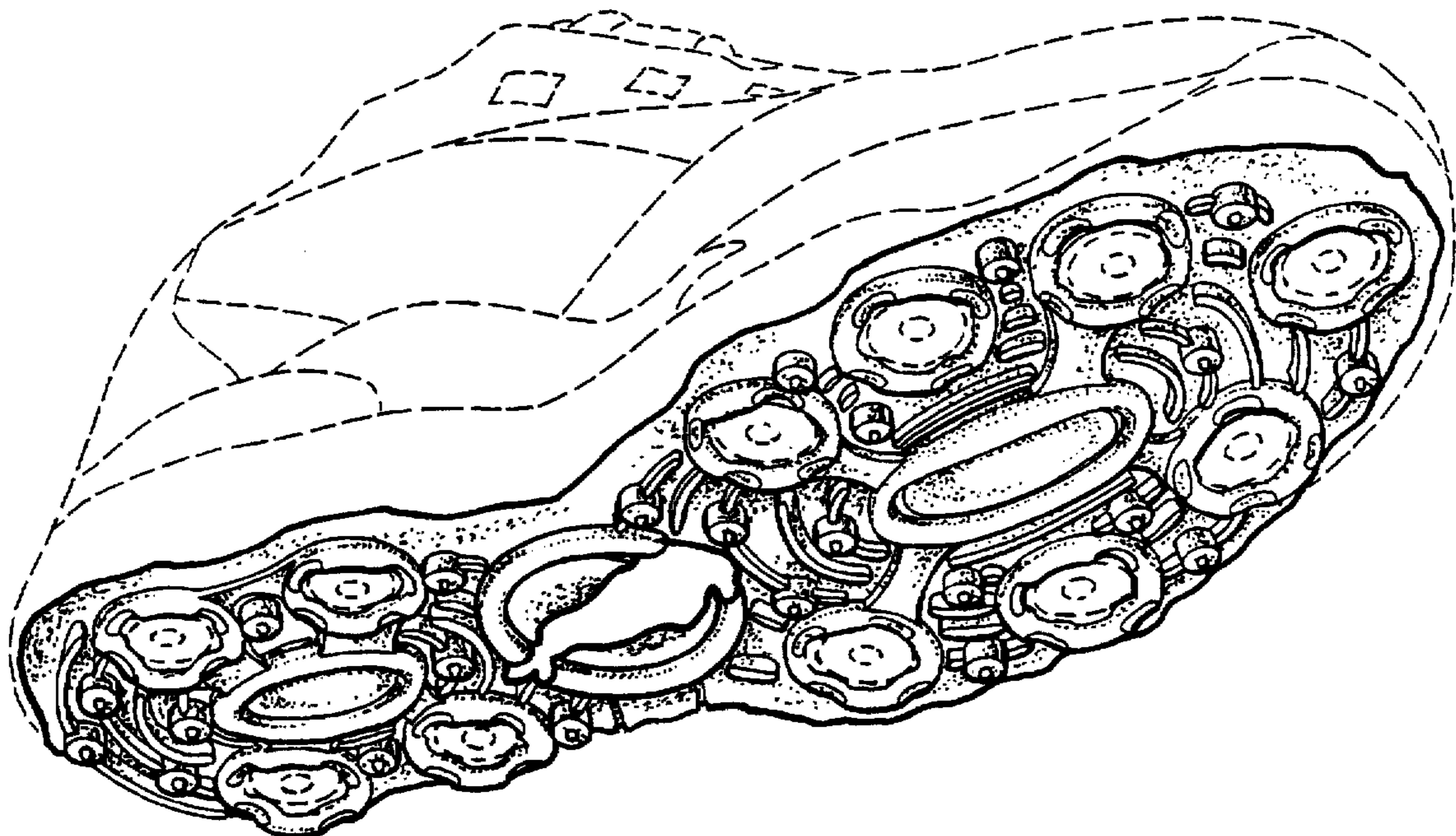
DESCRIPTION

U.S. PATENT DOCUMENTS

| | | | |
|------------|---------|----------------------------|---------|
| D. 39,747 | 1/1909 | McKenna . | |
| D. 75,457 | 6/1928 | Wydom . | |
| D. 219,503 | 12/1970 | Vietas | D2/956 |
| D. 259,595 | 6/1981 | Famolare, Jr. | D2/320 |
| D. 293,276 | 12/1987 | Schmidt-Devlin et al. | D2/321 |
| D. 305,383 | 1/1990 | Arai | D2/956 |
| D. 305,578 | 1/1990 | Charette et al. | D2/321 |
| D. 306,516 | 3/1990 | Whatley | D2/954 |
| D. 348,144 | 6/1994 | Nakano | D2/954 |
| D. 368,157 | 3/1996 | Erickson | D2/962 |
| D. 376,683 | 12/1996 | Gaudio et al. | D2/954 |
| 1,568,064 | 2/1926 | Goldman . | |
| 2,668,374 | 2/1954 | Seigle . | |
| 2,669,038 | 2/1954 | Werth . | |
| 3,043,025 | 7/1962 | Semon . | |
| 4,233,759 | 11/1980 | Bente et al. | 36/59 R |
| 4,454,662 | 6/1984 | Stubblefield | 36/91 |
| 4,541,186 | 9/1985 | Mulvihill | 36/411 |

FIG. 1 is a perspective view of a portion of a shoe outsole showing my new design;
 FIG. 2 is a bottom plan view of the portion of a shoe outsole shown in FIG. 1;
 FIG. 3 is a enlarged profile view of the portion of a shoe outsole taken along line 3—3 of FIG. 2;
 FIG. 4 is a enlarged profile view of the portion of a shoe outsole taken along line 4—4 of FIG. 2;
 FIG. 5 is a enlarged profile view of the portion of a shoe outsole taken along line 5—5 of FIG. 2; and,
 FIG. 6 is a enlarged profile view of the portion of a shoe outsole taken along line 6—6 of FIG. 2.
 The broken line showing of the remainder of the shoe is for illustration purposes only and forms no part of the claimed design.

1 Claim, 3 Drawing Sheets



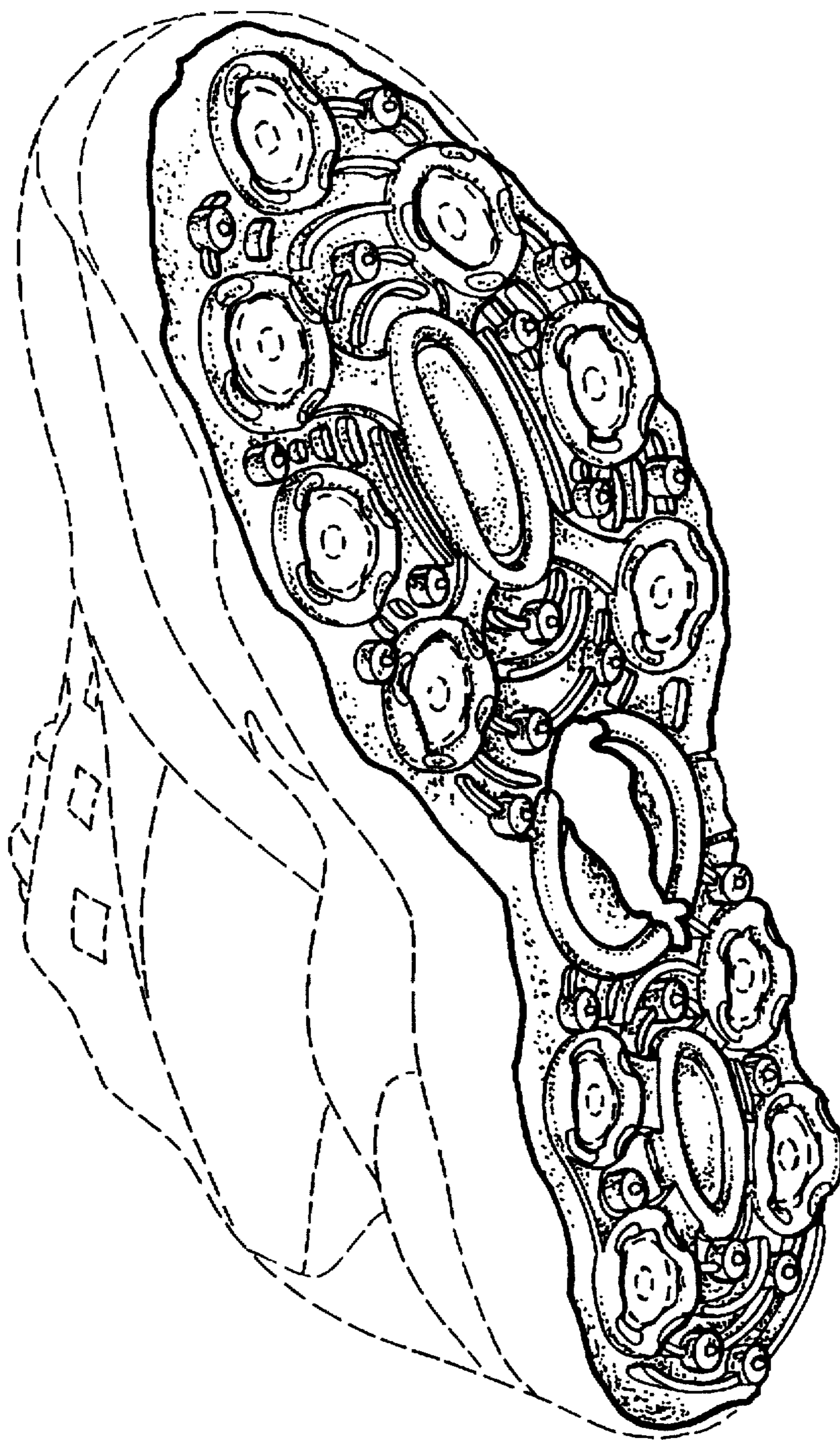


FIG. 1

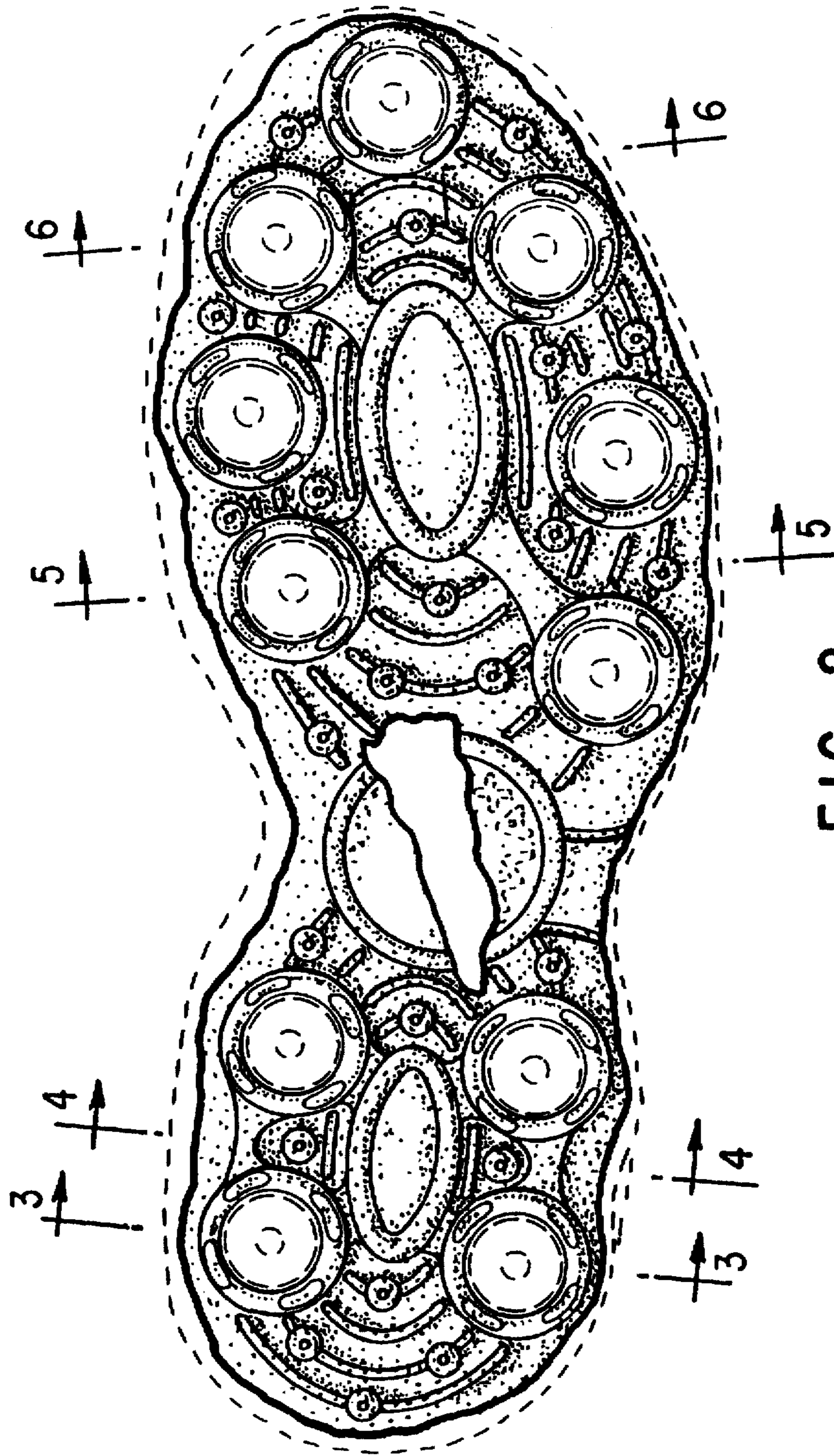


FIG. 2



FIG. 3



FIG. 4



FIG. 5



FIG. 6