



US00D392447S

United States Patent [19] Backus

[11] Patent Number: **Des. 392,447**
[45] Date of Patent: ****Mar. 24, 1998**

[54] PORTION OF A SHOE OUTSOLE

[75] Inventor: **Peter P. Backus**, Newberg, Oreg.
[73] Assignee: **Nike, Inc.**, Beaverton, Oreg.
[**] Term: **14 Years**

[21] Appl. No.: **71,264**
[22] Filed: **May 21, 1997**

[51] LOC (6) Cl. **02-04**
[52] U.S. Cl. **D2/954; D2/956**
[58] Field of Search **D2/947-960; 36/25 R,
36/32 A, 32 R, 59 A, 59 B, 59 C, 127,
128, 129, 124, 114**

OTHER PUBLICATIONS

Nike Footwear Catalog, Holiday 1997, pp. 72, 74, 83, 85, 86, 98, 134 and 172. Published Mar. 1997.
Nike Footwear-Retail Catalog, Late Spring 1997, pp. 86 and 99. Published Sep. 1996.
Nike Footwear Catalog, Fall 1992, p. 12. Published Dec. 1991.

Primary Examiner—Doris V. Coles
Attorney, Agent, or Firm—Banner & Witcoff, Ltd.

[57] CLAIM

The ornamental design for a portion of a shoe outsole, as shown and described.

DESCRIPTION

FIG. 1 is a perspective view of a portion of a shoe outsole showing my new design;
FIG. 2 is a bottom plan view thereof;
FIG. 3 is a profile view taken along line 3—3 of FIG. 2;
FIG. 4 is a profile view taken along line 4—4 of FIG. 2;
FIG. 5 is a profile view taken along line 5—5 of FIG. 2; and,
FIG. 6 is a profile view taken along line 6—6 of FIG. 2.
The broken line showing of a shoe upper and the remaining portion of the sole in FIGS. 1-5 is for illustrative purposes only and forms no part of the claimed design.

[56] References Cited

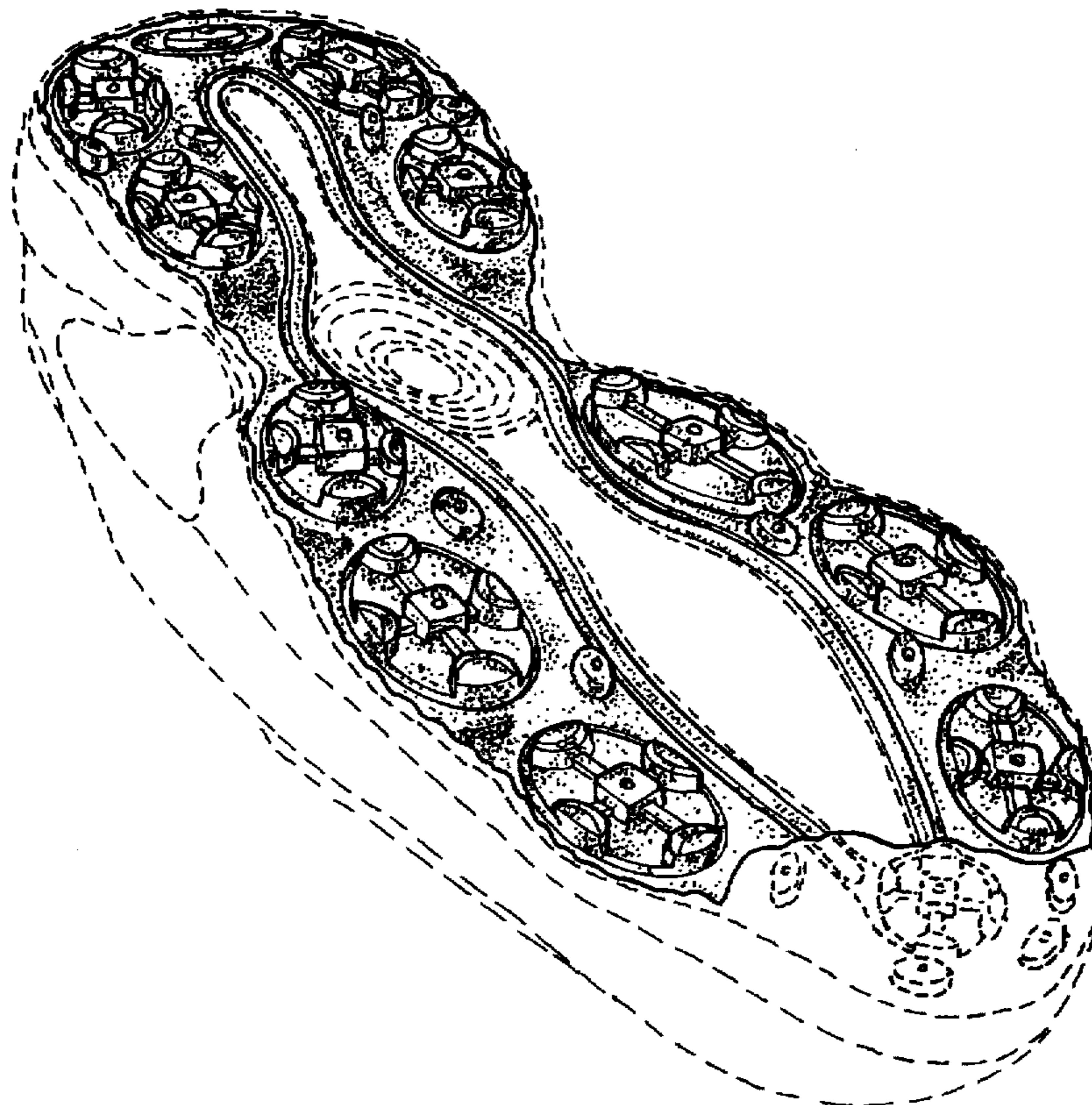
U.S. PATENT DOCUMENTS

D. 290,781	7/1987	Grubel	D2/320
D. 305,578	1/1990	Charette et al.	D2/321
D. 323,738	2/1992	Eisenbach	D2/317
D. 328,518	8/1992	Kiyosawa	D2/317
D. 339,459	9/1993	Yoshikawa et al.	D2/320
D. 342,153	12/1993	Tonkel	D2/953
D. 369,235	4/1996	Senda et al.	D2/953
D. 371,895	7/1996	McMullin	D2/962
D. 385,093	10/1997	Cass	D2/957
4,233,759	11/1980	Bente et al.	36/59 R

FOREIGN PATENT DOCUMENTS

37 03 932 A1 8/1988 Germany .

1 Claim, 3 Drawing Sheets



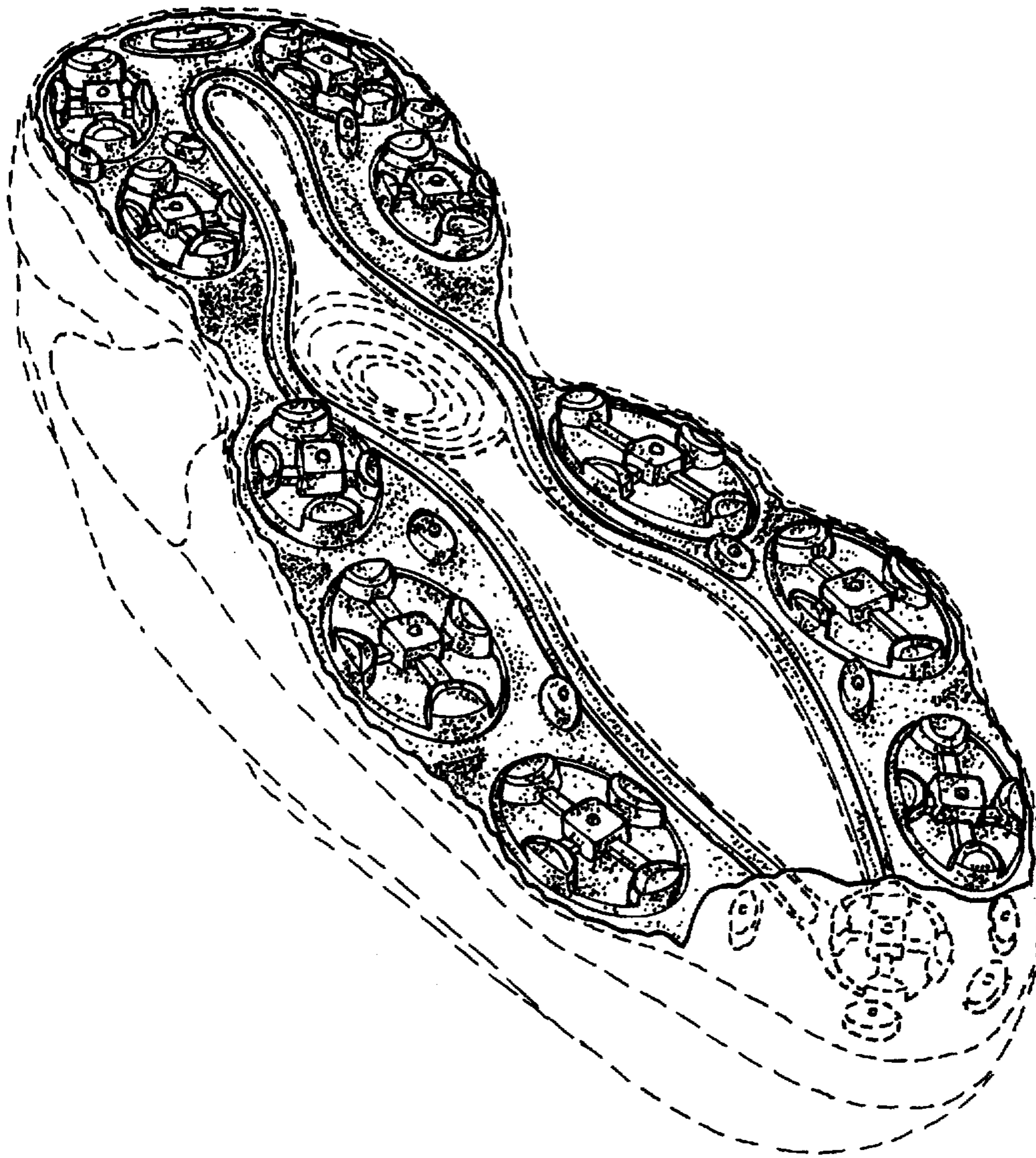


FIG. 1

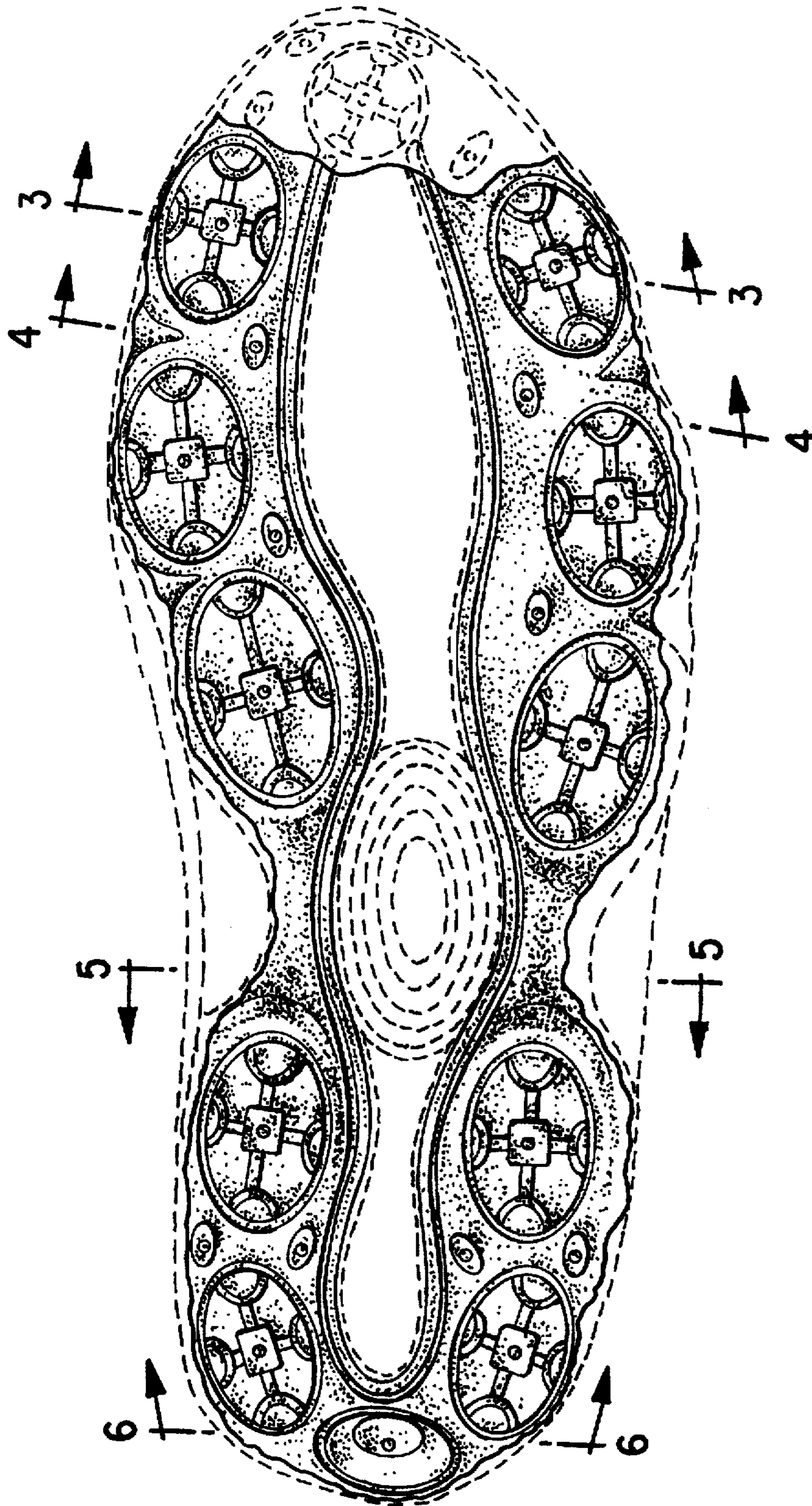


FIG. 2



FIG. 3

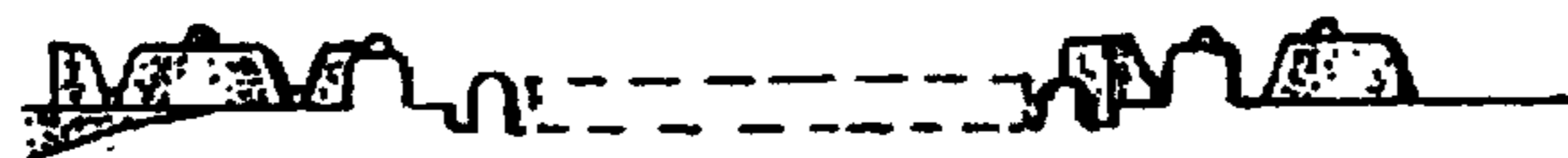


FIG. 4



FIG. 5



FIG. 6