



US00D392446S

United States Patent [19]

[11] Patent Number: **Des. 392,446**

Fogg

[45] Date of Patent: ****Mar. 24, 1998**

[54] **BOTTOM SURFACE OF A SHOE OUTSOLE**

4,098,011	7/1978	Bowerman et al.	36/129
4,378,643	4/1983	Johnson	36/129
4,559,723	12/1985	Hamy et al.	36/102

[75] Inventor: **Peter M. Fogg**, Lake Oswego, Oreg.

[73] Assignee: **Nike, Inc.**, Beaverton, Oreg.

[**] Term: **14 Years**

[21] Appl. No.: **65,154**

[22] Filed: **Jan. 22, 1997**

[51] **LOC (6) CL.** **02-04**

[52] **U.S. Cl.** **D2/954; D2/957; D2/959**

[58] **Field of Search** **D2/947, 949-960;**
36/102, 25 R, 28, 30 R, 31, 29, 32 R, 32 A,
83, 59 C, 11 P

OTHER PUBLICATIONS

Nike Late Spring 1997 Catalog, pp. 11, 76.
 Nike Holiday 1996 Catalog, pp. 110, 130, 131.
 Nike Fall 1996 Catalog, pp. 39, 41.
 Nike Late Spring 1996 Catalog, pp. 174, 184.
 Nike Holiday 1995 Catalog, p. 107.
 Nike Spring 1992 Catalog, p. 8.
 Nike Spring 1989 Catalog, p. 14.

Primary Examiner—Doris V. Coles
Attorney, Agent, or Firm—Banner & Witcoff

[57] CLAIM

The ornamental design for a bottom surface of a shoe outsole, as shown and described.

[56] References Cited

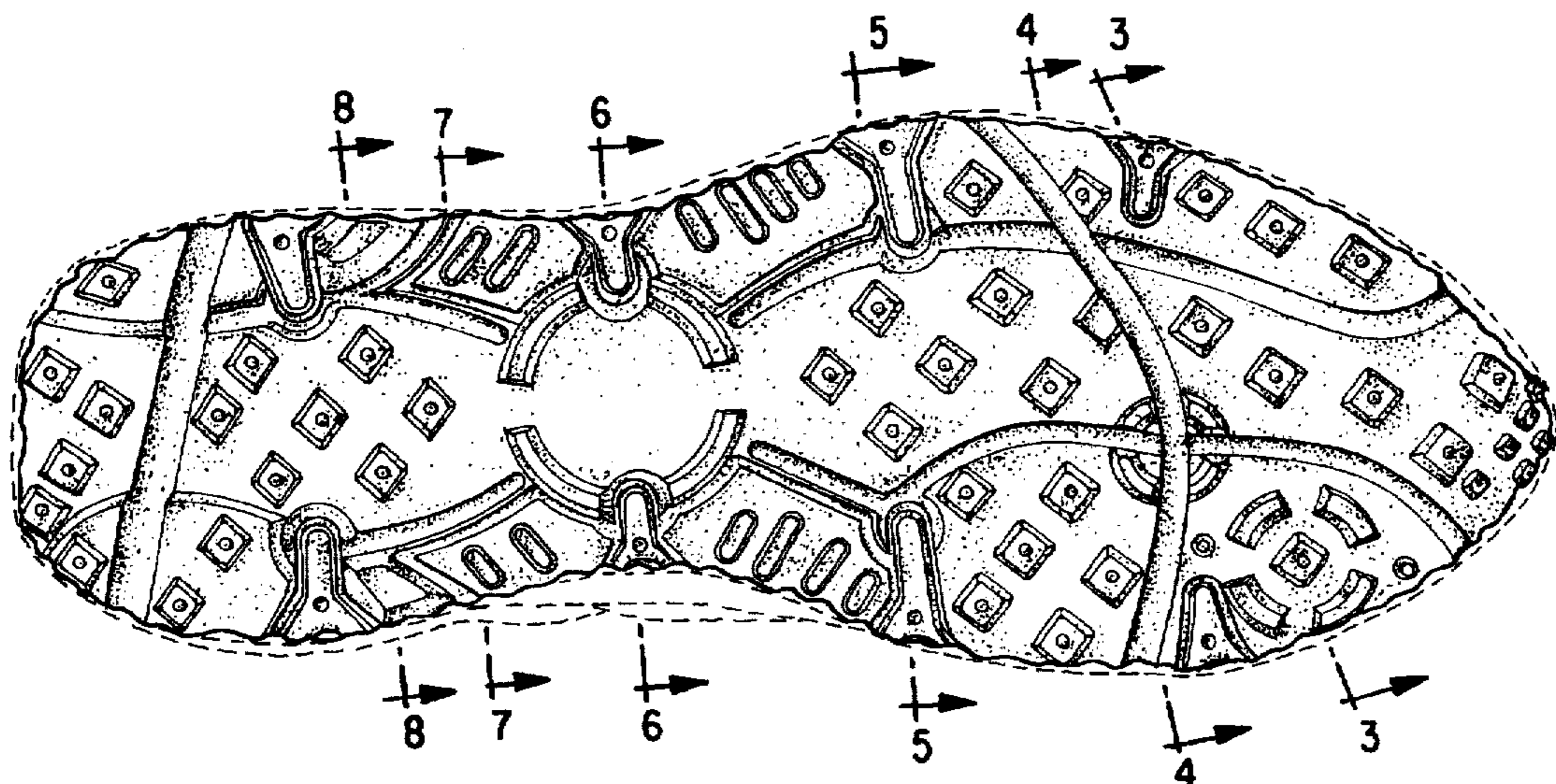
U.S. PATENT DOCUMENTS

D. 39,747	1/1909	McKenna .	
D. 77,025	11/1928	Oakley .	
D. 90,356	7/1933	Brockman .	
D. 117,383	10/1939	Perault .	
D. 119,290	3/1940	Watanabe .	
D. 158,361	5/1950	Diller .	
D. 245,734	9/1977	Jacobs .	
D. 272,200	1/1984	Autry et al. .	
D. 311,810	11/1990	Hatfield .	
D. 319,337	8/1991	Hatfield .	
D. 324,449	3/1992	Hatfield .	
D. 324,763	3/1992	Kayano .	
D. 329,741	9/1992	Kiyosawa .	
D. 331,487	12/1992	Arai .	
D. 335,954	6/1993	Avar .	
D. 339,461	9/1993	Kayano .	
D. 345,453	3/1994	Carpenter	D2/955
D. 346,687	5/1994	Kayano et al.	D2/953
D. 356,672	3/1995	Ueda	D2/959
D. 368,795	4/1996	Tanaka et al.	D2/954
D. 371,893	7/1996	Kayano et al.	D2/959
D. 373,897	9/1996	Takatani et al.	D2/957
2,433,303	12/1947	Spini .	
4,043,058	8/1977	Hollister et al.	36/102

DESCRIPTION

FIG. 1 is a bottom plan view of a bottom surface of a shoe outsole showing my new design;
 FIG. 2 is a frontal perspective view of the bottom surface of a shoe outsole of FIG. 1;
 FIG. 3 is a profile view taken generally along the line 3—3 of FIG. 1;
 FIG. 4 is a profile view taken generally along the line 4—4 of FIG. 1;
 FIG. 5 is a profile view taken generally along the line 5—5 of FIG. 1;
 FIG. 6 is a profile view taken generally along the line 6—6 of FIG. 1;
 FIG. 7 is a profile view taken generally along the line 7—7 of FIG. 1; and,
 FIG. 8 is a profile view taken generally along the line 8—8 of FIG. 1.
 The broken line showing of the shoe upper and the remainder of the shoe sole is for illustration purposes only and forms no part of the claimed design.

1 Claim, 3 Drawing Sheets



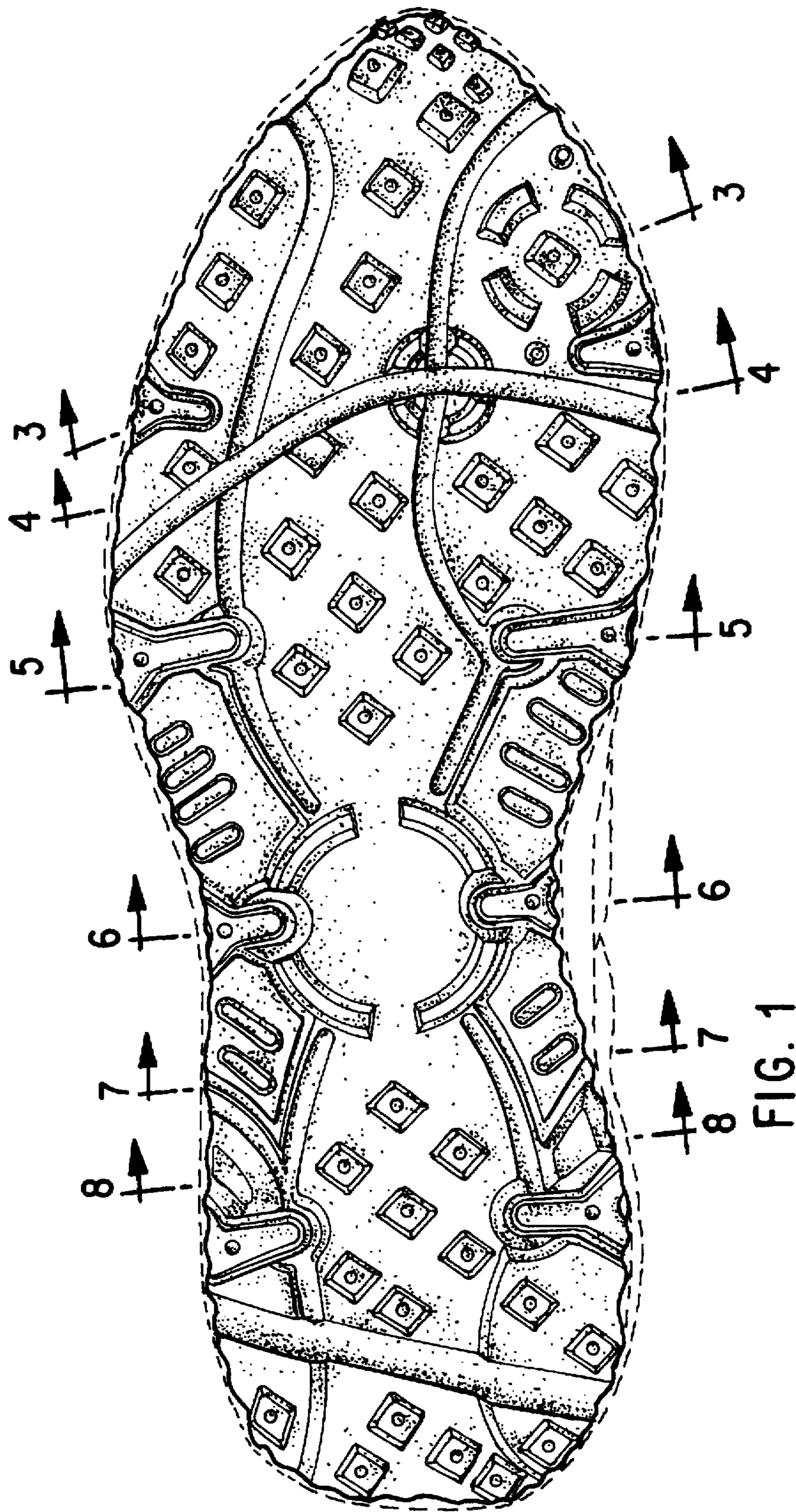


FIG. 1

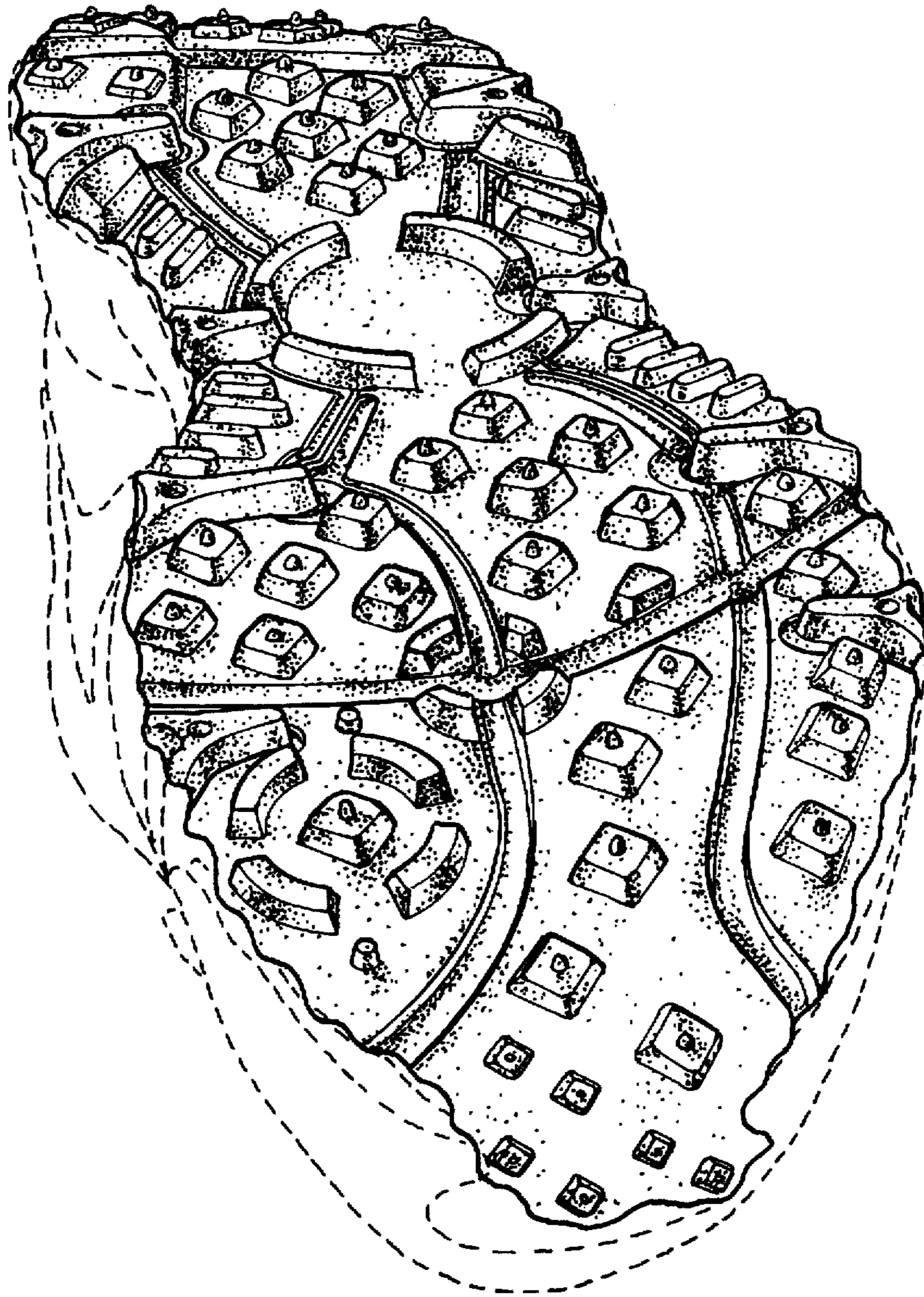


FIG. 2



FIG. 3



FIG. 4



FIG. 5



FIG. 6



FIG. 7



FIG. 8