



US00D392430S

United States Patent [19]
Piccaluga et al.

[11] **Patent Number: Des. 392,430**
[45] **Date of Patent: **Mar. 17, 1998**

[54] **VACUUM CLEANER**

[75] **Inventors: Francesco Piccaluga; Aldo Piccaluga,**
both of Toronto, Canada

[73] **Assignee: Fantom Technologies Inc., Welland,**
Canada

[**] **Term: 14 Years**

[21] **Appl. No.: 36,289**

[22] **Filed: Mar. 16, 1995**

Related U.S. Application Data

[63] **Continuation-in-part of Ser. No. 25,133, Jun. 28, 1994.**

[30] **Foreign Application Priority Data**

Apr. 27, 1994 [CA] Canada 1994-0857

[51] **LOC (6) Cl. 15-05**

[52] **U.S. Cl. D32/31; D32/22**

[58] **Field of Search D32/21, 22, 31-34,**
D32/38-39; 15/320, 321, 323, 328, 347,
350-352, 353, 335; D3/5, 7

[56] **References Cited**

U.S. PATENT DOCUMENTS

D. 198,443	6/1964	Mango et al.	D32/22
D. 296,486	6/1988	Staubitz et al.	D32/22
D. 301,176	5/1989	Wareham et al.	D32/22
D. 328,165	7/1992	Ferrari et al.	D32/22
D. 346,468	4/1994	Dusinberre et al.	D32/22
D. 362,521	9/1995	Piccaluga et al.	D32/22

OTHER PUBLICATIONS

Service Merchandise, Dec. 20, 1992 Ad, cover. "Hoover
Delux 3-Speed Quik Broom II".
Speed Vac Vacuum Cleaner SV401 DG (Copyright 1992).

Speed Vac Vacuum Cleaner SV402 DG (Copyright 1992).
Speed Vac Vacuum Cleaner SV402 DG (Copyright 1987).
Electrikbroom Vacuum Cleaner E120, E220, E320 (Copy-
right 1989).

Electrikbroom Vacuum Cleaners E120 DG, E220 DG, E320
DG (Copyright 1992).

Evans Catalog 1981-82, ©1981, p. 349, "Electrikbroom"—
lower right hand corner.

Zayre Ad in Washington Post, Sep. 14, 1986, pp. 23-31—
"Regina Electrikbroom".

Primary Examiner—Ruth McInroy

Attorney, Agent, or Firm—Philip Mendes da Costa;
Bereskin & Parr

[57] **CLAIM**

The ornamental design for a vacuum cleaner, as shown and
described.

DESCRIPTION

FIG. 1 is a perspective view of a vacuum cleaner showing
our new design;

FIG. 2 is a rear elevational view thereof;

FIG. 3 is a side elevational view of the opposite side of FIG.
1;


FIG. 4 is a front elevational view thereof;

FIG. 5 is a top plan view thereof; and,

FIG. 6 is a bottom plan view thereof.

The handle shown in broken lines in FIGS. 1-6 is for
illustrative purposes only and forms no part of the claimed
design.

1 Claim, 3 Drawing Sheets






FIG. 1

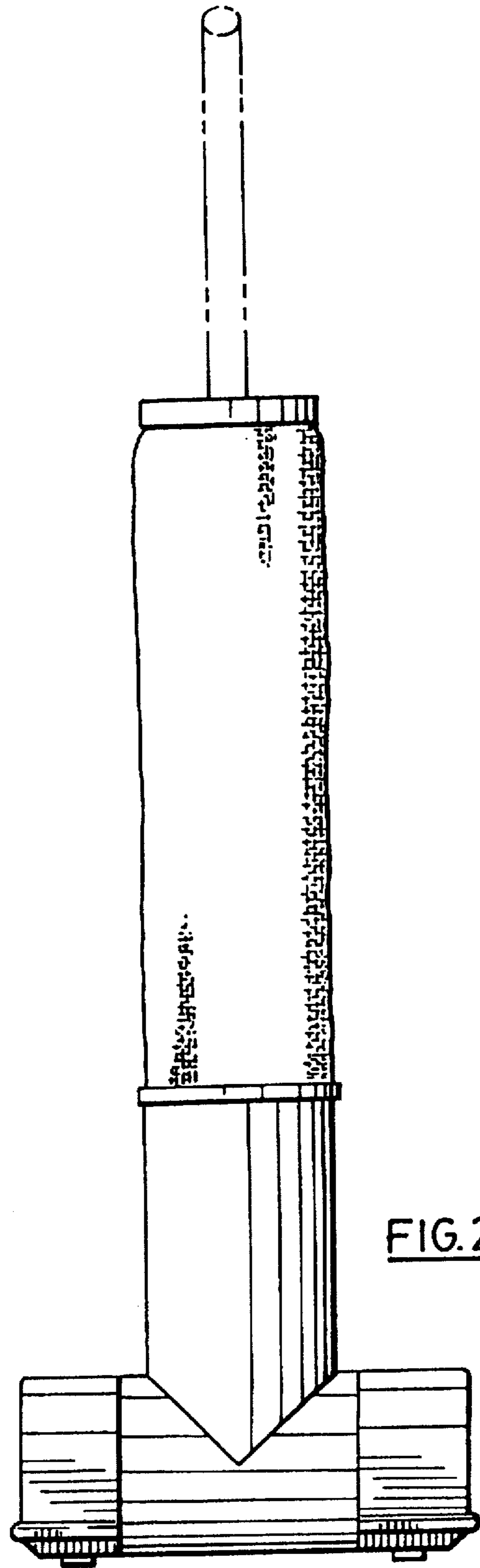


FIG. 2




FIG. 3

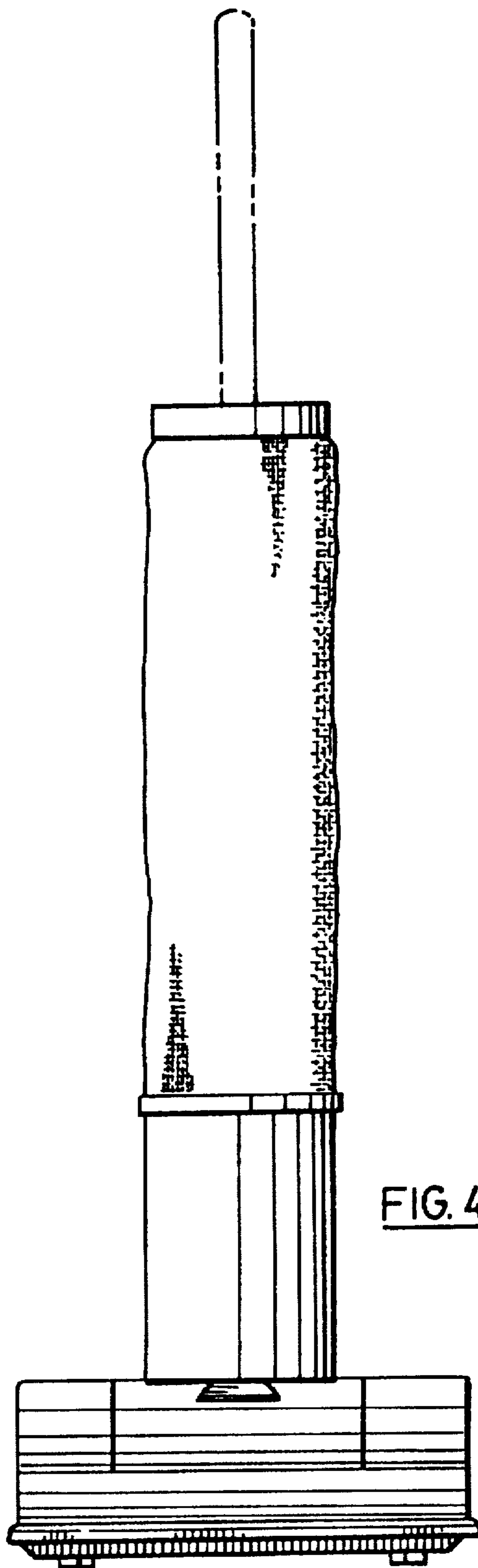


FIG. 4

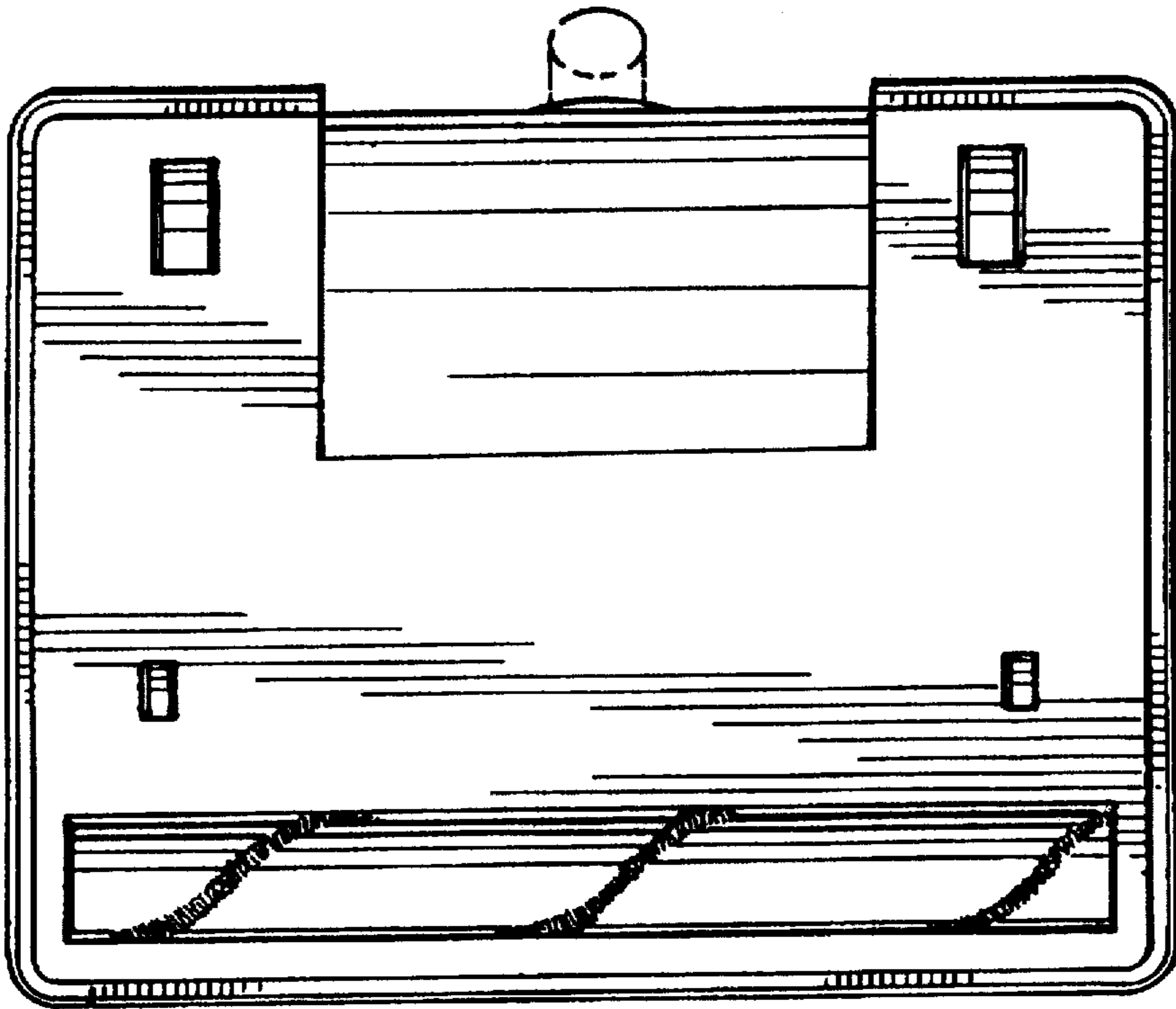


FIG. 6

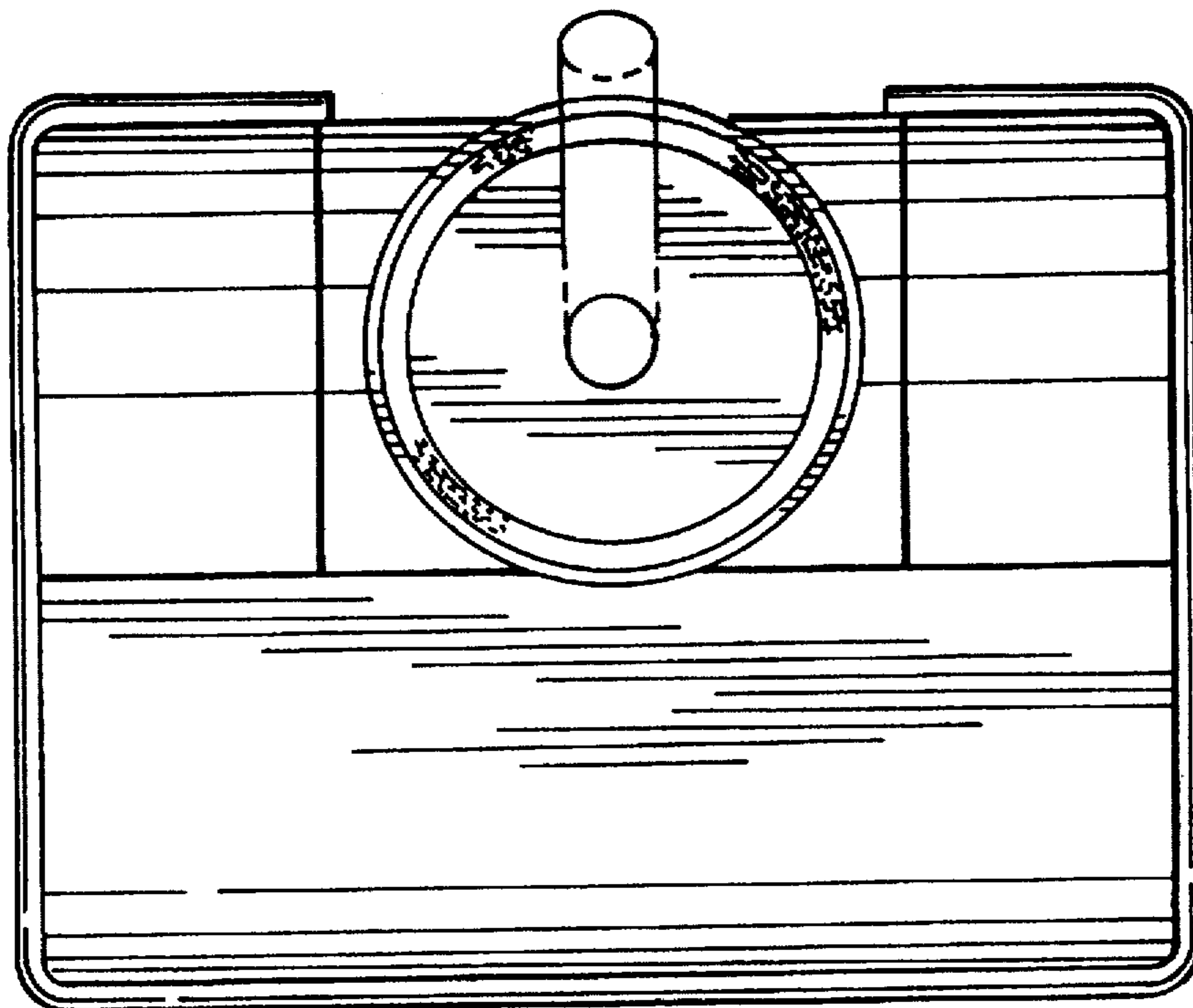


FIG. 5